

[Manuals.plus](#) /

› [Globlazer](#) /

› Globlazer S82 Extra Large Gothic Cat Tree Tower Instruction Manual

Globlazer S82

Globlazer S82 Extra Large Gothic Cat Tree Tower Instruction Manual

Model: S82 | Brand: Globlazer

IMPORTANT SAFETY INFORMATION

- Place the cat tree on a flat, stable surface to prevent tipping.
- Regularly check and tighten all screws at least once a month to ensure the stability and safety of the structure.
- Keep the cat tree away from open flames, heaters, and excessive moisture.
- Supervise pets during initial use to ensure safe interaction with the new structure.
- Utilize the provided anti-tip kit to secure the cat tree to a wall, especially for tall structures or households with active or multiple cats.



This image illustrates the overall dimensions of the cat tree and provides a visual guide for installing the anti-tip kit to enhance stability.

PACKAGE CONTENTS

Parts List

Please verify that all components listed below are present before beginning assembly. Refer to the assembly video for visual identification of each part.

Part	Description	Quantity
Base Platform	Main base for the cat tree structure.	1
Cat Condo Units	Enclosed resting and hiding spaces.	2
Hanging Basket Beds	Cozy, suspended beds for lounging.	3
Top Perches	Elevated platforms for observation and rest.	2

Part	Description	Quantity
Small Platforms	Intermediate levels and connecting platforms.	3
Sisal Scratching Posts	Posts wrapped with natural sisal rope for scratching.	8
Plain Support Posts	Support columns for various levels.	Various
Hardware Pack	Includes screws (W1, W2, W3) and Allen wrench (W4).	1 set
Anti-tip Kit	Wall anchor strap and screw for added stability.	1
Dangling Toys	Interactive toys for play.	4

ASSEMBLY INSTRUCTIONS

For a detailed visual guide, please refer to the official assembly video below. It demonstrates each step of the construction process.

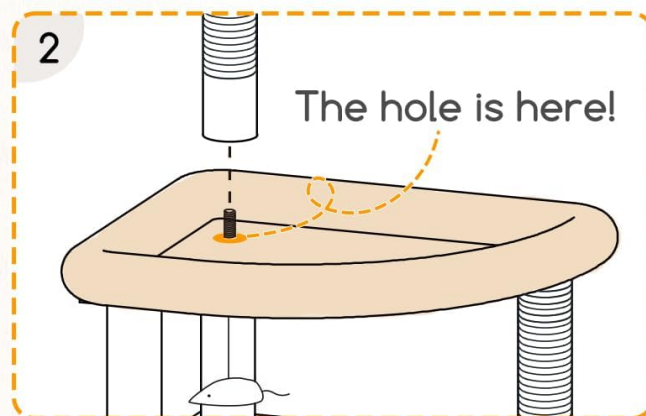
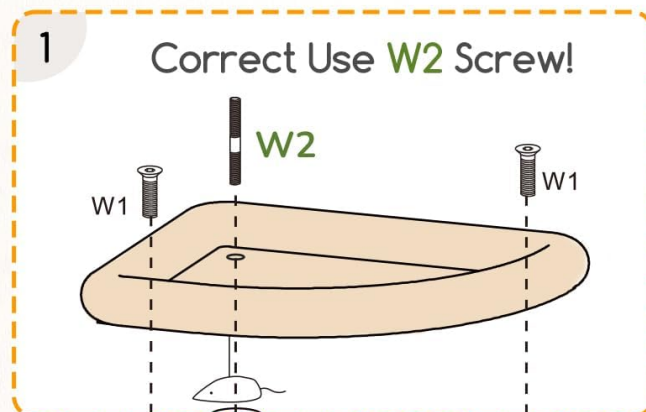

This video provides a step-by-step visual guide for assembling the Globlazer S82 Cat Tree Tower, demonstrating how to connect each component securely.

Key Assembly Tips

- Begin by laying out all parts and hardware to ensure everything is accounted for.
- Follow the numerical sequence in the video for optimal assembly flow.
- Ensure all posts are securely tightened to maintain the structural integrity of the cat tree.
- **Top Post Installation:** The paper instructions may show an older layout for the top post. Refer to the assembly video for the correct guidance. The hidden hole for the top post is located by touching the pointed corner of the fan perch.

Top Post Installation Tips

See Video for Step-by-Step Guide



This diagram highlights the correct screw type (W2) and the precise location of the hidden hole for attaching the top post, which may differ from older printed instructions.

USAGE GUIDELINES

The Globlazer S82 Cat Tree Tower offers multiple levels and features designed to provide a stimulating and comfortable environment for your cats. Encourage your cats to explore and utilize all aspects of the tree.

- **Spacious Condos:** Two enclosed spaces (17.7"L x 11.4"W x 10.8"H) provide private resting and hiding spots, ideal for naps or quiet time.
- **Large Padded Perches:** Two top perches offer elevated observation points, allowing cats to survey their surroundings comfortably.
- **Cozy Hanging Baskets:** Three sturdy baskets provide additional comfortable resting options for multiple cats.
- **Scratching Posts:** Eight natural sisal scratching posts help satisfy your cat's natural urge to scratch, diverting their attention from furniture.
- **Interactive Toys:** Four dangling toys (balls and mice) provide entertainment and encourage active

2 LARGE TOP PERCHES

Spacious & cozy resting places for your cats



This image displays the spacious top perches, highlighting their size and comfort for cats to rest and observe their surroundings.

2 Big Cat Condos



Provides 2 ideal resting and hiding places



Cat condo with through-hole for free shuttle!



This image illustrates the two spacious cat condos, designed to provide secure and private resting areas for your pets.



This image showcases the various features including sisal scratching posts and comfortable hanging baskets, designed for your cat's activity and relaxation.

This video demonstrates various features of the Globlazer S82 Cat Tree Tower, showing cats utilizing the perches, condos, and scratching posts.

MAINTENANCE

- **Regular Screw Checks:** Check the firmness of all screws at least once a month to ensure the stability and safety of the structure.
- **Cleaning:** For general cleaning, use a soft brush or vacuum cleaner to remove loose fur and dust. For spot cleaning, use a damp cloth with mild soap and water, then air dry. *Hand wash only* for specific components if removable.
- **Damage Inspection:** Periodically inspect the cat tree for any signs of wear, tear, or damage. Replace worn-out parts if necessary to maintain safety and functionality.

TROUBLESHOOTING

Instability/Wobbling

If the cat tree feels unstable or wobbles, ensure all connection screws are fully tightened. If wobbling persists, verify that the anti-tip kit is correctly installed and securely anchored to a wall stud. A stable base is crucial for the safety of your pets.

Missing or Misaligned Holes

In some instances, the plush fabric may cover pre-drilled holes. Gently feel for the hole beneath the fabric and use a small, pointed tool to clear the fabric. For precise hole locations, especially for the top post, refer to the assembly video for visual guidance.

PRODUCT SPECIFICATIONS

Feature	Detail
Product Dimensions	21.6"L x 17.7"W x 82.2"H
Item Weight	20.15 Kilograms (44.42 Pounds)
Material	Engineered Wood, Plush, Sisal
Number of Levels	7
Cat Condo Units	2 (17.7"L x 11.4"W x 10.8"H each)
Padded Perches	2
Hanging Basket Beds	3
Sisal Scratching Posts	8
Included Components	Basket, Bed, Dangling Ball, Instruction Manual, Toy
Mounting Type	Floor Mount (with anti-tip kit option)
Breed Recommendation	All Breed Sizes
Specific Uses	Climbing, Jumping, Scratching
Recommended Uses	Indoor
Color	Black Red
Style	Gothic
Model Name	S82
Manufacturer	Globlazer

WARRANTY AND SUPPORT

Warranty Information

Globlazer customer service team is here to assist you with personalized and expert support, both prior to

and following your purchase. Should you encounter any difficulties with this cat tree, do not hesitate to reach out to us.

Contact Support

For further assistance, questions, or to report any issues, please visit the official Globlazer store on Amazon or contact their customer service directly through the platform where you made your purchase.