

## QCY N60

# QCY MeloBuds N60 Active Noise Cancelling Wireless Earbuds User Manual

Model: N60 | Brand: QCY

## INTRODUCTION

This manual provides detailed instructions for the QCY MeloBuds N60 Active Noise Cancelling Wireless Earbuds. Please read this manual thoroughly before using your earbuds to ensure proper operation and to maximize your listening experience.

## WHAT'S IN THE BOX

- QCY MeloBuds N60 Earbuds
- Charging Case
- Eartips (XS/S/M/L/XL sizes)
- USB-C Charging Cable
- User Manual

### What's in the Box?

- QCY MeloBuds N60
- 5 Size of Eartips ( XS/S/M/L/XL)
- User Manual
- USB-C Charging Cable



Image: All components included in the QCY MeloBuds N60 package.

## SETUP

### 1. Charging the Earbuds and Case

Before first use, fully charge the earbuds and charging case. Connect the provided USB-C cable to the charging case and a power source. The indicator light on the case will show charging status. A full charge provides up to 9 hours of listening time for the earbuds and up to 45 hours total with the charging case (ANC off). A 10-minute charge provides approximately 2 hours of playtime.



Image: Earbuds in charging case, showing battery life details.

### 2. Selecting the Right Eartips

Choose the eartips that provide the best seal and comfort for your ears. A proper fit is crucial for optimal sound quality and effective noise cancellation. Experiment with the different sizes (XS/S/M/L/XL) included.

### 3. Pairing with Your Device

1. Open the charging case. The earbuds will automatically enter pairing mode.
2. On your device (smartphone, tablet, etc.), enable Bluetooth and search for "QCY MeloBuds N60" in the list of available devices.
3. Select "QCY MeloBuds N60" to connect.

4. For Android devices, Google Fast Pair is supported for quick connection.

**Dual Connection:** The earbuds support connecting to two Bluetooth devices simultaneously. To use this feature, pair with the first device, then disconnect from it (do not unpair). Pair with the second device. Reconnect to the first device from its Bluetooth settings. The earbuds will now be connected to both devices, allowing seamless switching.

## Adaptive Noise Canceling

QCY PureSilenz™ intelligently adjusts noise cancellation in real-time, adapting to any environment for a consistently quiet experience.



Image: Illustration of seamless Bluetooth 6.0 connection and dual device pairing.

## OPERATING INSTRUCTIONS

### Touch Controls

The QCY MeloBuds N60 feature touch-sensitive controls on each earbud. The default functions are:

- **Play/Pause:** Double tap either earbud.
- **Next Track:** Triple tap the right earbud.
- **Previous Track:** Triple tap the left earbud.
- **Answer/End Call:** Double tap either earbud.
- **Reject Call:** Tap and hold either earbud for 1.5 seconds.
- **Voice Assistant:** Tap and hold the left earbud for 1.5 seconds.
- **Noise Cancelling Mode Switch (ANC ON - ANC OFF - Transparency Mode):** Tap and hold the right earbud for 1.5 seconds.

## Listen for Days

Get 9 hours of playtime from a single charge, and an incredible up to 45 hours total with the compact charging case.

ANC Off

9h

Single playtime

45h

Charging Case

ANC On

6h

Single playtime

30h

Charging Case



Image: Touch control functions for QCY MeloBuds N60.

## Active Noise Cancellation (ANC) and Transparency Mode

The MeloBuds N60 feature up to 56dB of active noise cancellation. You can cycle through ANC ON, ANC OFF, and Transparency Mode by tapping and holding the right earbud for 1.5 seconds.

- **ANC ON:** Blocks external noise for an immersive listening experience.
- **ANC OFF:** Standard listening mode without active noise cancellation.
- **Transparency Mode:** Allows you to hear your surroundings while still enjoying your audio.

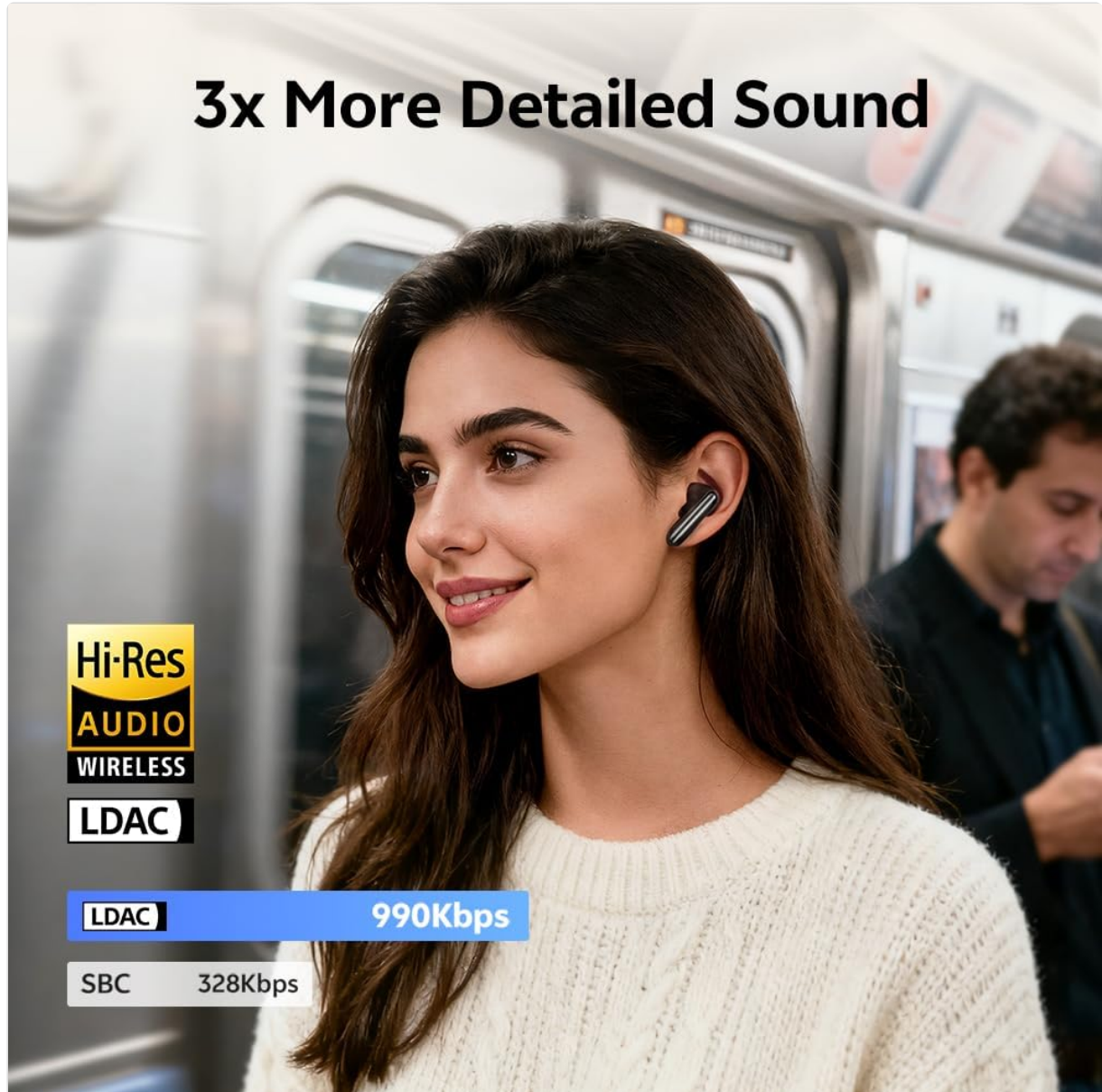


Image: Illustration of Active Noise Cancellation effectiveness.

## Smart Wearing Detection

The earbuds automatically pause music when removed from your ears and resume playback when put back on.



## Smart Control








-  **Play/Pause**  
Double tap
-  **Next Track**  
Triple tap on the right
-  **Previous Track**  
Triple tap on the left
-  **Answer/End Call**  
Double tap
-  **Reject Call**  
Tap and hold for 1.5s
-  **Voice Assistant**  
Tap and hold for 1.5s on the left
-  **Noise Canceling Mode** (ANC ON - ANC OFF - Transparency Mode)  
Tap and hold for 1.5s on the right



Image: Smart Wearing Detection in action.

## QCY App Features

Download the official QCY app for additional features and customization:

- **ANC Mode Switch:** Control noise cancellation settings.
- **Battery Level Display:** Monitor earbud and case battery levels.
- **Game Mode:** Optimize audio for gaming with reduced latency.
- **Firmware Upgrade:** Keep your earbuds updated with the latest software.
- **Dual Connection Management:** Manage connections to multiple devices.
- **LDAC Codec Activation:** For Android devices, activate LDAC for Hi-Res Audio.
- **Customized EQ:** Adjust audio equalization to your preference.
- **Reset:** Factory reset the earbuds.
- **Find My Earbuds:** Locate misplaced earbuds.
- **HearX Personalized Sound:** Conduct a hearing test to create a personalized EQ curve.

## Smart Wearing Detection

Music pauses when you take the earbuds off, and resumes instantly when you put them back on.




Image: Overview of QCY app functionalities.

## Personalized Audio Experience

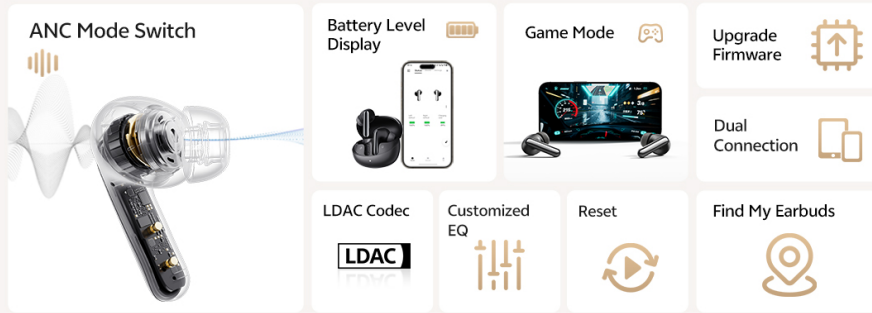


Image: HearX Personalized Sound feature.

### Audio Features

- **Hi-Res Audio with LDAC:** Supports LDAC codec for high-resolution audio transmission, delivering 3x more detail than standard Bluetooth audio. (*Note: LDAC is only compatible with Android devices and must be activated in the QCY App settings.*)
- **Coaxial Dual-Driver Acoustic:** Features 6mm and 11mm dynamic drivers for rich detail, clear highs, and powerful bass.
- **Bass Boost Dynamic Audio:** Utilizes built-in bass boost, dynamic EQ, and adaptive volume algorithms for balanced and punchy sound.

# Coaxial Dual-Driver Acoustic

6mm+11mm Dynamic Drivers



Image: Hi-Res Audio with LDAC support.

# Enduring Power





Image: Coaxial Dual-Driver Acoustic structure.



## 6 Mics with AI Call Clarity

AI-powered noise reduction ensures crystal-clear voice capture and seamless conversations.

Voice   
Noise 

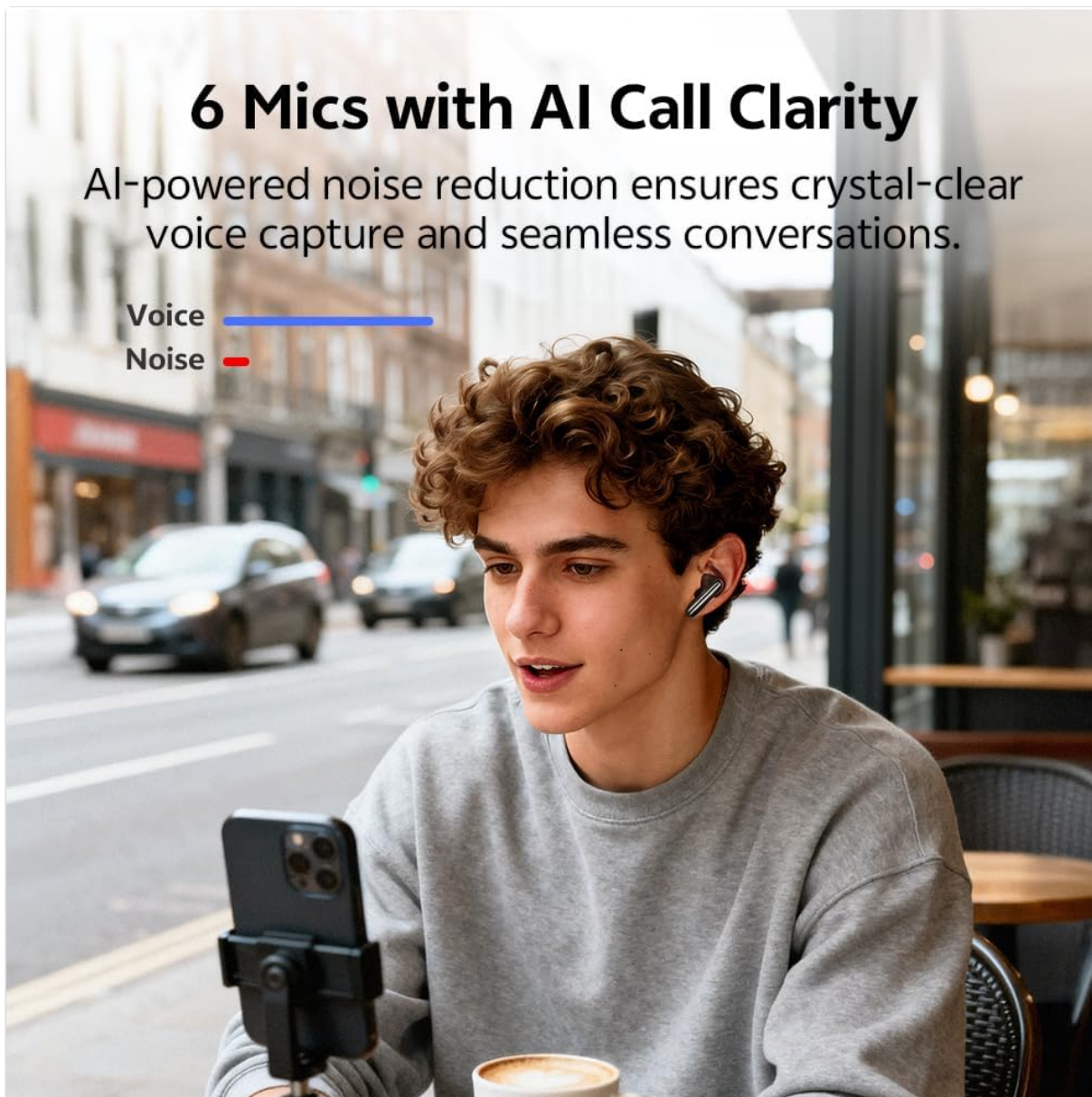


Image: Bass Boost Dynamic Audio technology.

### Call Clarity

The earbuds are equipped with 6 microphones and Beamforming technology to precisely capture your voice and filter out wind and background noise, ensuring clear calls.

# Seamlessly Smooth Connection



## Dual Connection

Seamlessly switch between multiple devices.



Image: 6-Mic AI Call Clarity for clear conversations.

## MAINTENANCE

- **Cleaning:** Regularly clean the earbuds and charging case with a soft, dry, lint-free cloth. Do not use harsh chemicals or abrasive materials.
- **Eartips:** Remove and clean the eartips periodically with water and mild soap, then dry thoroughly before reattaching.
- **Water Resistance:** The earbuds are IPX5-rated, meaning they are resistant to splashes and sweat. Do not submerge them in water or expose them to heavy rain. Ensure the charging port is dry before charging.
- **Storage:** When not in use, store the earbuds in their charging case to protect them and keep them charged.

## TROUBLESHOOTING

- **Earbuds not pairing:** Ensure both earbuds are in the charging case, then open the lid to enter pairing mode. Check your device's Bluetooth settings. Try resetting the earbuds via the QCY app or by placing them in the case, closing the lid for 5 seconds, then opening it again.

- **No sound from one earbud:** Place both earbuds back into the charging case, close the lid, and then open it again. Re-pair if necessary.
- **Charging issues:** Ensure the USB-C cable is securely connected to both the case and the power source. Check for any debris in the charging port.
- **Poor sound quality/ANC performance:** Ensure the eartips provide a good seal in your ear. Try different sized eartips. Check for any debris in the earbud nozzles.
- **Touch controls unresponsive:** Ensure your fingers are clean and dry. Try resetting the earbuds.

## SPECIFICATIONS

Model Name	MeloBuds N60
Connectivity Technology	Wireless (Bluetooth 6.0)
Bluetooth Range	10 Meters
Noise Control	Active Noise Cancellation (up to 56dB), Transparency Mode
Audio Driver Type	Coaxial Dual Dynamic Drivers (6mm + 11mm)
Battery Life (Earbuds)	9 Hours (ANC Off), 6 Hours (ANC On)
Total Playtime (with Case)	45 Hours (ANC Off), 30 Hours (ANC On)
Fast Charging	10 minutes charge for 2 hours playtime
Microphones	6-Mic AI Call Clarity
Water Resistance	IPX5
Control Method	Touch, App
Compatible Devices	iOS/Android
Included Components	Charging Station, Ear Cushions, Eartip(XS/S/M/L/XL), USB C Cable, User Manual

## WARRANTY AND SUPPORT

For warranty information and technical support, please refer to the warranty card included in your product packaging or visit the official QCY website. You can also contact QCY customer service through their official channels for assistance.

**QCY Official Store:** [Visit QCY Store on Amazon](#)