

STIGA Banda Allround Future Cybershape

STIGA Banda Allround Future Cybershape Table Tennis Blade

User Manual

1. INTRODUCTION

The STIGA Banda Allround Future Cybershape is a 5-ply wood table tennis blade designed for players transitioning from beginner to intermediate levels. Its unique Cybershape design enhances control, precision, and confidence, making it an ideal choice for skill development.

This blade features a lightweight feel and exceptional balance, supporting various playing styles including looping, blocking, and precise ball placement. The innovative Cybershape geometry is engineered to provide a larger sweet spot and an increased hitting area, optimizing performance without compromising control.



BANDA BY STIGA ALLROUND FUTURE TABLE TENNIS BLADE

- Affordable, preassembled table tennis bat with stable wood blade and grippy rubbers
- For players who want to advance from a beginner bat to a more adaptable bat
- Makes it easier to develop technique, spin, and precision
- Larger sweet spot makes it easier to achieve accurate shots
- Re-glueable – customize as you develop
- Soft STAR Future rubbers for ideal balance of speed, spin, and control

Image 1.1: Overview of the STIGA Banda Allround Future Cybershape blade, highlighting its design and benefits for players.

2. PRODUCT FEATURES AND DIMENSIONS

The Banda Allround Future Cybershape blade is constructed from five layers of exclusive wood, providing a stable and flexible playing experience. Its distinctive hexagonal Cybershape head is not merely aesthetic; it is functionally designed to improve playability.



Image 2.1: The STIGA Banda Allround Future Cybershape blade showing its playing surface length (5.9 inches / 150mm), thickness (0.2 inches / 5mm), and handle length (3.9 inches / 100mm).

Cybershape Advantage:


The innovative Cybershape geometry offers several performance benefits:

- **Increased Hitting Area:** The unique shape provides an 11% larger effective hitting area compared to classic round blades, particularly in the upper part of the blade.
- **Bigger Sweet Spot:** The sweet spot is shifted higher on the blade, resulting in more consistent and powerful shots even on off-center hits.
- **Optimized Table Proximity:** The design allows for a larger hitting area closer to the table surface, which can be advantageous for short game and serves.

INCREASED HITTING AREA



CLASSIC SHAPE 




CYBERSHAPE 

Image 2.2: Visual comparison illustrating the increased hitting area of the Cybershape blade (+11%) versus a classic round blade (-2%).

BIGGER SWEET SPOT



CLASSIC SHAPE 



CYBERSHAPE 

Image 2.3: Visual comparison demonstrating the larger and higher sweet spot on the Cybershape blade compared to a classic round blade.

BIGGER HITTING AREA CLOSER TO THE TABLE SURFACE




Image 2.4: Visual comparison showing the Cybershape blade's larger hitting area (6.5 cm) closer to the table surface compared to a classic shape (2.5 cm).

3. SETUP AND ASSEMBLY

The STIGA Banda Allround Future Cybershape blade is sold without rubbers, allowing for full customization. To prepare your blade for play, you will need to attach table tennis rubbers (not included).

Attaching Rubbers:

1. **Select Rubbers:** Choose two standard table tennis rubbers that complement your playing style. The blade is compatible with all standard rubbers.
2. **Apply Adhesive:** Apply a thin, even layer of water-based table tennis glue to both the blade surface and the sponge side of the rubber. Follow the specific instructions provided with your chosen adhesive.
3. **Attach Rubber:** Carefully place the rubber onto the blade, starting from the handle and pressing firmly towards the top, ensuring no air bubbles are trapped. Use a roller to ensure even adhesion.
4. **Trim Excess:** Once the glue has dried sufficiently (refer to glue instructions), use a sharp blade or specialized table tennis scissors to carefully trim the excess rubber around the edge of the blade.

5. **Repeat for Second Side:** Repeat the process for the second side of the blade.

Note: For optimal performance and longevity, it is recommended to use water-based glues and to allow sufficient drying time before play.

4. OPERATING INSTRUCTIONS

The STIGA Banda Allround Future Cybershape blade is designed to support a versatile all-round game, emphasizing control and precision. Its characteristics make it suitable for developing a wide range of strokes.

Key Playing Characteristics:

- **Control:** The 5-ply wood construction provides excellent ball feel and control, aiding in consistent shot placement.
- **Spin:** When paired with appropriate rubbers, the blade's flexibility supports generating significant spin for serves, loops, and pushes.
- **Precision:** The larger sweet spot and stable feel contribute to improved accuracy in both offensive and defensive play.
- **Versatility:** Suitable for players who employ a mix of offensive and defensive strategies, focusing on technique and ball control.

Practice various strokes such as forehand and backhand drives, loops, blocks, and pushes to fully utilize the blade's capabilities. Focus on developing consistent technique, and the blade will provide the feedback necessary for improvement.

5. MAINTENANCE AND CARE

Proper maintenance ensures the longevity and consistent performance of your table tennis blade.

General Care:

- **Storage:** Store the blade in a protective case or cover when not in use to prevent dust accumulation, scratches, and exposure to extreme temperatures or humidity.
- **Avoid Moisture:** Keep the blade away from water and high humidity, as moisture can cause the wood to warp or delaminate.
- **Handle Care:** Keep the handle clean and dry. If it becomes slippery, gently wipe it with a slightly damp cloth and allow it to air dry completely.

Rubber Maintenance (if applicable):

- **Cleaning Rubbers:** Regularly clean your rubbers with a specialized table tennis rubber cleaner and sponge to maintain grip and spin properties.
- **Protective Sheets:** Use protective sheets on your rubbers when storing to prevent oxidation and dust accumulation.
- **Replacing Rubbers:** Rubbers wear out over time. Replace them when you notice a significant decrease in grip, spin, or speed.

6. TROUBLESHOOTING

This section addresses common concerns you might encounter with your table tennis blade.

Common Issues:

- **Reduced Performance:** If you experience a sudden drop in performance, first check the condition of your rubbers. Worn-out rubbers are the most common cause of performance degradation. Ensure they are clean and still have sufficient grip.
- **Blade Damage (Cracks/Splits):** Inspect the blade regularly for any signs of damage, especially around the edges and handle. Minor edge damage can sometimes be repaired with wood glue, but significant cracks or splits may require blade replacement to maintain playability and safety.
- **Rubbers Peeling Off:** If rubbers start to peel, re-glue them using a proper water-based adhesive. Ensure the surfaces are clean before re-application.
- **Warping:** Blade warping is rare but can occur due to improper storage or exposure to extreme temperature/humidity changes. Store the blade flat in a stable environment. A warped blade generally cannot be repaired and should be replaced.

If you encounter issues not covered here or require further assistance, please refer to the support section.

7. SPECIFICATIONS

Feature	Detail
Brand	STIGA
Model	Banda Allround Future Cybershape
Material	5-Ply Wood
Shape	Cybershape (Hexagonal)
Skill Level	Intermediate
Item Weight	75-85g (approx. 80 Grams)
Playing Surface Length	150mm (5.9 inches)
Blade Thickness	5mm (0.2 inches)
Handle Length	100mm (3.9 inches)
Grip Size	4 inches

8. WARRANTY AND SUPPORT

STIGA products are manufactured to high-quality standards. This product is covered by the manufacturer's standard warranty against defects in materials and workmanship.

For detailed warranty information, product support, or to contact customer service, please visit the official STIGA website:

www.stigasports.com

Please retain your proof of purchase for any warranty claims.

