

ZOERAX Network Tool Kit (Model: YT-NTK-M11)

ZOERAX 14-in-1 Professional Network Tool Kit Instruction Manual

Model: Network Tool Kit (YT-NTK-M11)

Brand: ZOERAX

INTRODUCTION

The ZOERAX 14-in-1 Professional Network Tool Kit provides a comprehensive set of tools for network installation, maintenance, and repair. Designed for both professionals and DIY enthusiasts, this kit includes essential components for creating and testing Ethernet cables, ensuring reliable network connections.

- **All-in-One Professional Kit with Sturdy Case:** This kit comes in a durable case for organized storage and easy transport, suitable for various networking projects.
- **Complete Tool Set for Pros & DIYers:** Includes a high-performance crimper, wire tracker, punch down tool, network stripper, wire cutter, Cat6 pass-through connectors, and RJ45 boots.
- **Versatile Ethernet Crimper with Tool-Free Adjustment:** A multi-function tool for pass-through and non-pass-through RJ45/RJ11/RJ12 connectors, capable of stripping, cutting, and crimping. Features a rotating knob for quick adjustments.
- **Ergonomic 110/88 Punch Down Tool:** Designed with a comfortable grip and interchangeable, reversible blades for clean terminations on Cat6a, Cat6, Cat5e, and Cat5 cables.
- **Smart Wire Tracker & Cable Tester:** Quickly locates breaks and identifies wires across connected devices. Supports RJ11, RJ45, and other metal cables, testing for opens, shorts, miswires, and reversed connections.

KIT COMPONENTS

This kit includes the following items:

- RJ45 Crimp Tool
- Wire Tracker (Emitter and Receiver units)
- 110/88 Punch Down Tool
- Network Wire Stripper
- Wire Cutter Pliers

- Mini Wire Stripper
- Cat6 Pass-Through Connectors (10 pcs)
- RJ45 Boots (10 pcs)
- RJ45 adapter cable
- RJ11 adapter cable
- Alligator clip adapter
- Replacement blades for crimper/stripper
- Durable Carrying Case

SETUP

Upon receiving your ZOERAX Network Tool Kit, open the carrying case and familiarize yourself with each tool. Ensure all components are present and undamaged. The tools are pre-arranged in foam inserts for secure storage.

Premium and Strong Protection -TOOL KIT



The ZOERAX Network Tool Kit neatly organized in its protective carrying case.

OPERATING INSTRUCTIONS

1. RJ45 Crimp Tool

This versatile crimp tool is designed for cutting, stripping, and crimping various network cables. It supports both pass-through and non-pass-through RJ45, RJ11, and RJ12 connectors, as well as metal dovetail clips and terminals. The unique rotating knob allows for quick adjustments without the need for additional tools.



The RJ45 Crimp Tool with labeled functions for cutting, stripping, and crimping.

Video: Demonstrating the ZOERAX Cable Crimp Tool for creating smooth and reliable connections.

Video: Overview of the All-In-One RJ45 Crimp Tool, including its hand-twist screw adjustment feature.

2. Wire Tracker & Cable Tester

The wire tracker and cable tester units are used to quickly locate cable breaks, identify specific wires, and test network and telephone lines for various faults such as opens, shorts, miswires, and reversed connections. Connect the emitter to one end of the cable and use the receiver to trace or test the other end.

Wire Trace and test-WIRE TRACER

Wire Tracing

RJ45 & RJ11 Wires
Find Wires in a Snap



Cable Test

Save Time & Effort
Faster Fault Finding



No noise Interference

Wire Tracker and Cable Tester for efficient fault finding and wire identification.

3. 110/88 Punch Down Tool

This ergonomic punch down tool features interchangeable, reversible blades for 110 and 88 standards, making it ideal for clean terminations on Cat6a, Cat6, Cat5e, and Cat5 cables. Its comfortable grip ensures ease of use during installation.

110 Type Impact **PUNCH DOWN** Tool



The 110 Type Impact Punch Down Tool for secure cable terminations.

4. Wire Strippers

The kit includes various wire strippers designed for precision and protection. Use them to cleanly strip the outer jacket of network cables without damaging the internal wires. The mini stripper is particularly useful for preparing wires for punch-down blocks.


Strip with precision-**WIRE STRIPPERS**



Mini stripper



PUNCH DOWN
Connect and terminate wires onto the 110 block



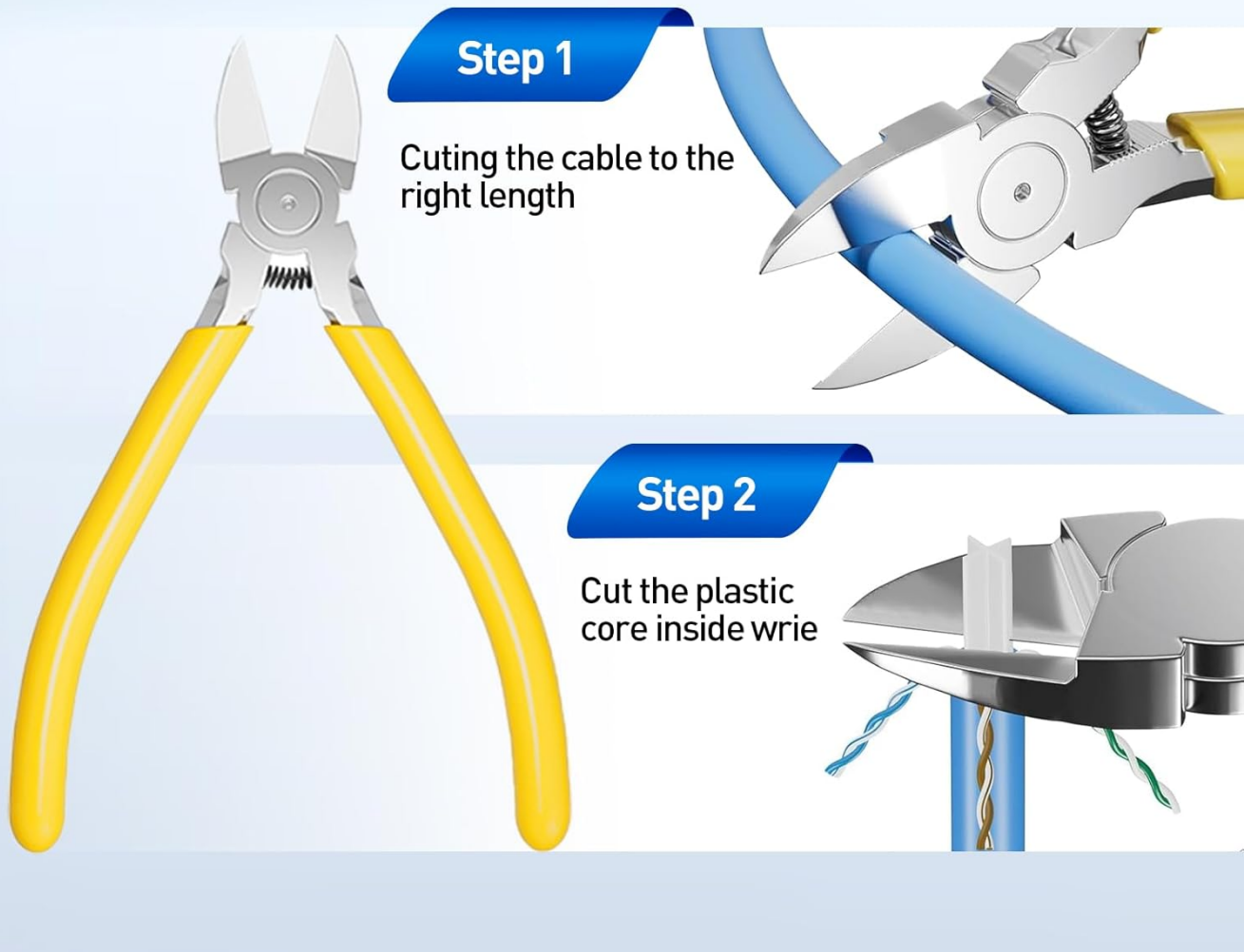
STRIP
Efficiency & Ease Focused

Wire Strippers for precise cable preparation.

5. Wire Cutter Pliers

The wire cutter pliers are designed for clean and effortless cuts of network cables. Use them to trim cables to the desired length and to cut the plastic core inside the wire for proper preparation.

Clean, perfect cut- WIRE CUTTER PLIERS




Wire Cutter Pliers for precise cable cutting.

6. RJ45 Connectors and Boots

The kit provides Cat6 pass-through RJ45 connectors and strain relief boots. The connectors feature a gold-plated layer, nickel-plated layer, and copper base layer for optimal conductivity and durability. The boots ensure effortless compatibility and provide strain relief for lasting connections.

Premium Quality in Every Accessory

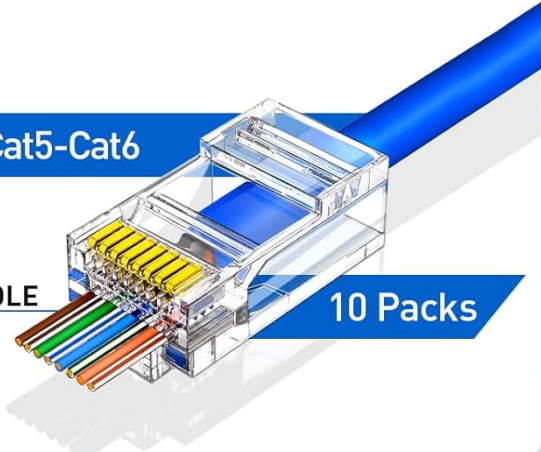
RJ45 Connectors



1.1MM:±0.02 OD HOLE

For Cat5-Cat6

10 Packs



Strain Relief Boots

Effortless
Compatibility with
Standard Connectors



RJ45 Connectors and Strain Relief Boots for secure and durable cable ends.

MAINTENANCE

To ensure the longevity and optimal performance of your ZOERAX Network Tool Kit, follow these maintenance guidelines:

- **Cleaning:** After each use, wipe down all tools with a clean, dry cloth to remove any dust, dirt, or cable residue.
- **Storage:** Always store the tools in their designated slots within the carrying case to prevent damage and keep them organized. Keep the case in a dry, cool place away from direct sunlight and moisture.
- **Blade Replacement:** The crimp tool and strippers come with replacement blades. If you notice a decrease in cutting or stripping efficiency, refer to the tool's specific instructions for replacing the blades.
- **Battery Check:** For battery-operated tools like the wire tracker, regularly check battery levels and replace them as needed to ensure accurate readings.

TROUBLESHOOTING

If you encounter issues while using your network tool kit, consider the following common troubleshooting steps:

- **Cable Not Crimping Properly:** Ensure the cable is correctly seated in the connector and the crimp tool is aligned.

Verify that the crimp tool's adjustment knob is set appropriately for the connector type.

- **Cable Tester Errors:** If the cable tester indicates faults (opens, shorts, miswires), re-examine your cable's wiring sequence (T568A or T568B) and ensure all wires are properly terminated and crimped. Check for damaged wires or connectors.
- **Difficulty Stripping Cable:** Adjust the blade depth on the wire stripper to match the cable's jacket thickness. Ensure the blade is sharp; replace if dull.
- **Wire Tracker Not Detecting Signal:** Check the batteries in both the emitter and receiver units. Ensure the correct cable type (RJ11/RJ45) is connected and the sensitivity on the receiver is adjusted.

SPECIFICATIONS

Brand	ZOERAX
Model Number	YT-NTK-M11
Item Weight	1.2 Kilograms (2.64 pounds)
Product Dimensions	8"L x 8.66"W
Handle Material	Metal
Grip Type	Ergonomic
Included Components	Cutter, Network Cable Tester, Punch Down Tool, RJ45 Crimp Tool, Stripper
Usage	Home networking, office networking, server room networking, engineering projects, network installations

WARRANTY AND SUPPORT

For warranty information or technical support regarding your ZOERAX 14-in-1 Professional Network Tool Kit, please refer to the product packaging or contact ZOERAX customer service directly. Keep your purchase receipt for warranty claims.