

Manuals+

[Q & A](#) | [Deep Search](#) | [Upload](#)

manuals.plus /

> [TIMU](#) /

> [TIMU Dual System Bluetooth Tracker Instruction Manual \(Model B0FS714WRZ\)](#)

TIMU B0FS714WRZ

TIMU Dual System Bluetooth Tracker Instruction Manual

Model: B0FS714WRZ

1. INTRODUCTION

The TIMU Dual System Bluetooth Tracker is designed to help you locate your valuable items. This device offers seamless compatibility with both Apple's "Find My" network for iOS devices and Google's "Find Hub" app for Android devices. It provides a reliable solution for tracking keys, luggage, wallets, and other personal belongings.

Note: The tracker can only be paired with either an iOS device or an Android device at one time, not simultaneously.

Why choose Tagigo?








			
Apple/Google Certification			
Work on 'Find My' (protect privacy)			
Bluetooth	5.4	5.0	5.0
Battery Life	2 Years	1 Years	1 Years
Volume	100dB	80dB	80dB

Image: The TIMU Dual System Bluetooth Tracker demonstrating its compatibility with both Apple Find My and Google Find Hub applications on respective smartphone interfaces.

2. SETUP AND PAIRING

Follow these steps to pair your TIMU Dual System Bluetooth Tracker with your device.

2.1. iOS Device Pairing (Apple Find My)

1. Ensure Bluetooth and Location Services are enabled on your iOS device.
2. Open the Apple "Find My" app.
3. Navigate to the "Items" tab and tap "Add Item" > "Other Supported Items".

4. Press the button on your TIMU tracker once. You will hear a tone.
5. Follow the on-screen prompts in the "Find My" app to complete the connection.

2.2. Android Device Pairing (Google Find Hub)

1. Download and install the Google "Find Hub" app from the Google Play Store.
2. Ensure Bluetooth and Location Services are enabled on your Android device.
3. Open the Google "Find Hub" app.
4. Press the button on your TIMU tracker once to enter pairing mode.
5. The connection page should automatically appear in the app. Tap "Connect" and follow any additional on-screen instructions.

3. OPERATING INSTRUCTIONS

Once paired, your TIMU tracker offers several features to help you keep track of your belongings.

3.1. Locating Items

- **Close-Range Search:** Within Bluetooth range (up to 36 meters), the app will display the distance to your lost item, helping you narrow down its location.
- **High-Volume Alert:** Trigger an 80-100 decibel alert from the tracker's built-in speaker via the "Find My" or "Find Hub" app. This is useful for finding items hidden in cluttered spaces.
- **Map Search:** View the real-time location of your items on a map within the app.
- **Global Tracking:** Leverage the extensive "Find My" or "Find Hub" network to locate your item even when it's far away.

3.2. Device Sharing

Using new Android features or iOS 17, you can share access to your tracker with others via Google Find Hub or the "Find" app. This allows designated individuals to view the real-time location of your items.

3.3. Privacy Protection

Both iOS and Android "Find" networks transmit data through encrypted, anonymous networks. No location information, history, or item-related data is stored, ensuring comprehensive user privacy protection.

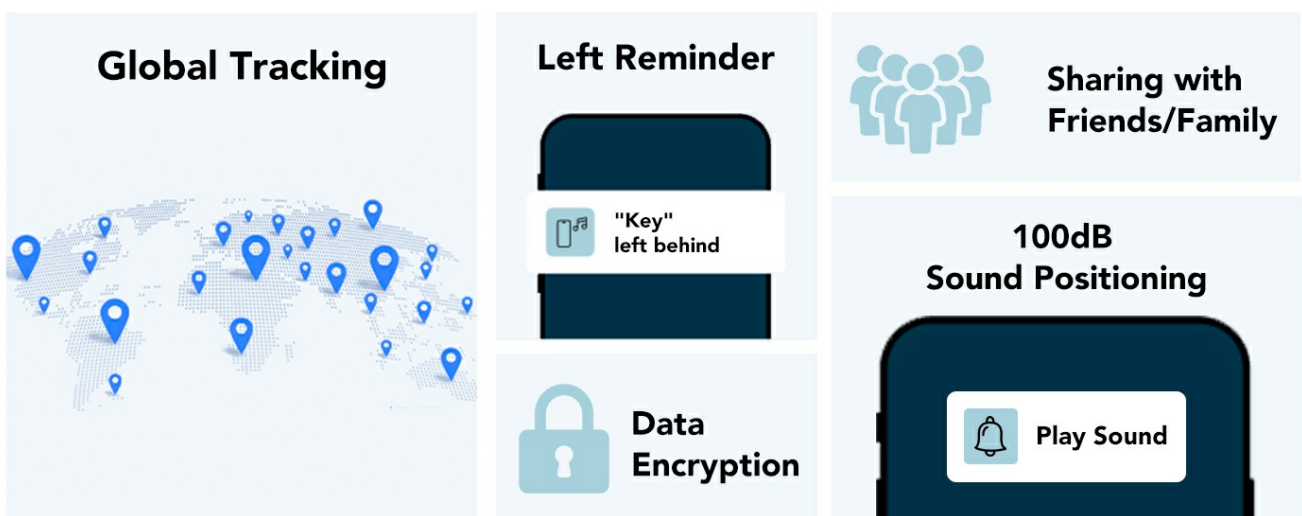


Image: Visual representation of privacy protection provided by the Find My and Find Hub networks for the TIMU tracker.



Image: Overview of key operating features including global tracking, left reminders, sharing, lost mode, sound localization, and map search.

4. MAINTENANCE

4.1. Battery Replacement

The TIMU tracker uses a replaceable CR2032 button battery, providing approximately 2 years of use. To replace the battery:

1. Locate the battery compartment on the tracker.
2. Carefully open the compartment using a small tool if necessary.
3. Remove the old CR2032 battery.
4. Insert a new CR2032 battery with the positive (+) side facing up.
5. Close the battery compartment securely.



Image: An illustration of the tracker's internal components, emphasizing the replaceable CR2032 battery for 2 years of use, IP67 waterproof rating, and Bluetooth 5.4 technology.

5. TROUBLESHOOTING

- **Tracker not pairing:** Ensure Bluetooth and Location Services are active on your device. Make sure the tracker's battery is not depleted. Try restarting your device and the pairing process.

- **No sound alert:** Check if the tracker's battery is low. Ensure your device is within Bluetooth range of the tracker.
- **Inaccurate location:** Ensure your device has a stable internet connection and GPS is enabled. Location accuracy can be affected by environmental factors.
- **Cannot connect to both iOS and Android:** The tracker is designed to connect to only one platform (iOS or Android) at a time. To switch platforms, you must unpair from the current device and then pair with the new device.

6. SPECIFICATIONS

Feature	Detail
Brand	TIMU
Model Number	B0FS714WRZ
Compatible Devices	Smartphone, Tablet (iOS & Android)
Connectivity Technology	Bluetooth 5.4
Bluetooth Range	Up to 36 meters (approx. 120 feet)
Alert Volume	80-100 dB
Battery Type	1 x CR2032 Lithium Metal (included, replaceable)
Estimated Battery Life	Up to 2 years
Water Resistance	IP67 (Resistant to rainwater and splashing water droplets)
Material	Plastic
Control Method	App (Apple Find My / Google Find Hub)
Parcel Dimensions	11.9 x 10 x 1.6 cm
Item Weight	70 g

7. WARRANTY AND SUPPORT

For warranty information, please refer to the product packaging or contact the retailer where the product was purchased. For technical support or further assistance, please reach out to the manufacturer, TIMU, through their official support channels.