

Baseus Eli 2i Fit

Baseus Eli 2i Fit Open-Ear Headphones User Manual

Model: Eli 2i Fit

1. INTRODUCTION

This manual provides detailed instructions for the proper use, setup, and maintenance of your Baseus Eli 2i Fit Open-Ear Headphones. Please read this manual thoroughly before using the product to ensure optimal performance and longevity.



Figure 1.1: Baseus Eli 2i Fit Open-Ear Headphones and Charging Case

2. PACKAGE CONTENTS

Verify that all items are present in your package:

- Baseus Eli 2i Fit Headphones (Left and Right)
- Charging Case
- USB-C Charging Cable (not explicitly listed but standard for such devices)
- User Manual (this document)

3. PRODUCT OVERVIEW

The Baseus Eli 2i Fit headphones feature an open-ear design for comfort and situational awareness, combined with advanced audio technologies.

In-Depth Immersion

Adaptive bass enhancement algorithm

1.5mm-thin design

Delivers a stronger bass presence

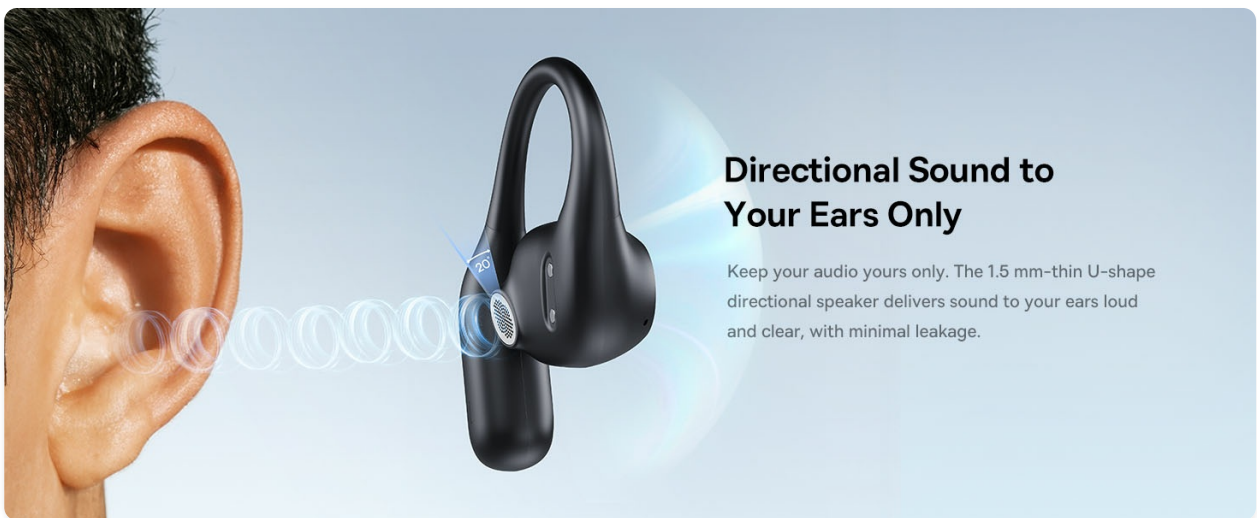
Figure 3.1: In-depth audio features including BassUp Technology, U-shape directional speaker, and PU-wool diaphragm for rich sound.

Booming Bass, Richer Details

Hear it all - the punchy bass, the high notes, or any detail in between. Enjoy in-depth immersion provided by SuperBass enhancement algorithm, 14.2mm dynamic drivers and PU-wool polymer composite diaphragm.



Figure 3.2: Internal structure illustrating the 14.2mm dynamic drivers and PU-wool polymer composite diaphragm for enhanced bass and detailed sound.



Directional Sound to Your Ears Only

Keep your audio yours only. The 1.5 mm-thin U-shape directional speaker delivers sound to your ears loud and clear, with minimal leakage.

Figure 3.3: The 1.5 mm-thin U-shape directional speaker ensures sound is delivered precisely to your ears, minimizing leakage.

2-mic AI ENC for Crystal-Clear Calls

Effectively reduce the background noise to let you hear and be heard clearly and loudly.



Figure 3.4: Dual-mic AI ENC system for crystal-clear calls, effectively reducing background noise in various environments.

4. SETUP

4.1 Charging the Headphones and Case

Before first use, fully charge the headphones and the charging case.

- Place the headphones into the charging case.
- Connect the charging case to a power source using a USB-C cable.
- The indicator light on the case will show charging status. Refer to the quick start guide for specific light

patterns.

- A full charge provides approximately 11 hours of playtime for the headphones, with the charging case extending total playtime to 36 hours. A 15-minute charge can provide up to 2.5 hours of playtime.



Figure 4.1: Battery performance details, including playtime per full charge, total playtime with charging case, and fast charging capability.

4.2 Bluetooth Pairing

To connect your headphones to a device:

1. Ensure the headphones are charged and inside the charging case.
2. Open the charging case. The headphones will automatically enter pairing mode (indicated by a flashing

light, refer to quick start guide for specifics).

3. On your device (smartphone, tablet, computer), enable Bluetooth.
4. Search for available Bluetooth devices and select "Baseus Eli 2i Fit".
5. Once connected, the headphones will indicate successful pairing (e.g., a voice prompt or solid light).
6. The headphones will automatically reconnect to the last paired device when taken out of the case, if Bluetooth is enabled on the device.

5. OPERATING INSTRUCTIONS

5.1 Wearing the Headphones

The Baseus Eli 2i Fit features an ergonomic open-ear design for a secure and comfortable fit.

- Gently place the ear hook over your ear, ensuring the speaker rests comfortably near your ear canal without entering it.
- Adjust the earbud for a snug fit. The lightweight design (8.8g per earpiece) and shape-memory alloy ensure stability during various activities.

Cloud-Like Comfort



TPU

Soft & skin-friendly

0.6mm

Shape-memory steel

8.8g

Weighing only

Figure 5.1: The feather-light design (8.8g) and soft, skin-friendly TPU material ensure comfort for extended wear.

Secure Fit

Ergonomically designed to wrap around your ear and stay fixed.



Figure 5.2: The ergonomic ear-hook design provides a secure fit, ideal for sports and active lifestyles.

5.2 Touch Controls

The headphones feature touch controls for managing audio playback and calls. Specific touch gestures may vary; please refer to the quick start guide included with your product for a detailed list of functions such as:

- Play/Pause music
- Skip tracks (Next/Previous)
- Answer/End calls
- Activate voice assistant

6. MAINTENANCE

Proper maintenance ensures the longevity and performance of your headphones.

- **Cleaning:** Use a soft, dry, lint-free cloth to clean the headphones and charging case. Do not use abrasive cleaners or solvents.
- **Water Resistance:** The headphones are IPX5 water-resistant, meaning they can withstand sweat and light splashes. Do not submerge them in water or expose them to heavy rain. Ensure they are dry before placing them back in the charging case.
- **Storage:** Store the headphones in their charging case when not in use to protect them from dust and damage.
- **Battery Care:** Avoid fully discharging the battery frequently. Charge regularly to maintain battery health.

IPX5 Water Resistant

Stay fixed on your ears and shield
sweat while you exercise



Figure 6.1: IPX5 water resistance protects the headphones from sweat and splashes during workouts.

7. TROUBLESHOOTING

If you encounter issues with your Baseus Eli 2i Fit headphones, refer to the following common solutions:

Problem	Possible Solution
---------	-------------------

Problem	Possible Solution
Headphones do not power on	Ensure headphones are charged. Place them in the charging case and connect the case to power.
Cannot pair with device	1. Ensure Bluetooth is enabled on your device. 2. Make sure headphones are in pairing mode (open case). 3. Forget the device from your Bluetooth list and try pairing again. 4. Ensure headphones are within range (approx. 10 meters).
No sound or low volume	1. Check volume levels on both headphones and your connected device. 2. Ensure headphones are properly connected to your device. 3. Try reconnecting the headphones.
Call quality is poor	1. Ensure the microphones are not obstructed. 2. Move to an environment with less background noise. 3. Check your device's network connection.
Charging case not charging	1. Check the USB-C cable and power adapter. 2. Ensure the charging port is clean and free of debris.

8. SPECIFICATIONS

Key technical specifications for the Baseus Eli 2i Fit Open-Ear Headphones:

- **Model Name:** Baseus Eli 2i Fit
- **Connectivity Technology:** Wireless
- **Wireless Communication Technology:** Bluetooth 6.0
- **Earpiece Shape:** Open-Ear
- **Weight (per earpiece):** 8.8g (approximate)
- **Battery Life (Headphones):** Up to 11 hours (single charge)
- **Battery Life (with Charging Case):** Up to 36 hours
- **Fast Charge:** 2.5 hours playtime on 15-minute charge
- **Water Resistance Level:** IPX5
- **Control Type:** Touch Control
- **Microphone:** Dual-mic AI ENC for clear calls
- **Audio Driver Type:** Dynamic Driver
- **Frequency Response:** 20 KHz (upper limit, lower limit not specified)
- **Impedance:** 16 Ohms
- **Material:** Silicone (ear hooks)
- **Product Dimensions:** 3.6 x 2.6 x 1.1 inches (charging case)
- **UPC:** 810196183650







9. WARRANTY AND SUPPORT

For warranty information and customer support, please refer to the warranty card included with your product or visit the official Baseus website. Keep your proof of purchase for any warranty claims.

Manufacturer: Baseus

Contact: Refer to Baseus official support channels for assistance.

Related Documents - Eli 2i Fit

	<p>Baseus Eli Sport 1 Open-Ear TWS Earbuds User Manual</p> <p>Official user manual for the Baseus Eli Sport 1 Open-Ear TWS Earbuds (Model PM20A). Find instructions on pairing, Bluetooth connection, shortcut operations, app usage, wear instructions, power indicators, specifications, and important warnings.</p>
	<p>Baseus Eli 10i Fit Open-Ear TWS Earbuds: Quick Start Guide & Specifications</p> <p>Get started with your Baseus Eli 10i Fit Open-Ear TWS Earbuds. This guide provides setup, pairing, controls, specifications, and support information for model PB5748Z.</p>
	<p>Baseus Eli Sport 1 Quick Start Guide - Wireless Earbuds</p> <p>Concise guide to setting up and using Baseus Eli Sport 1 Open-Ear TWS Wireless Earbuds, covering pairing, controls, charging, and features.</p>
	<p>Baseus Eli Sport 1 Open-Ear TWS Earbuds User Manual</p> <p>Comprehensive user manual for the Baseus Eli Sport 1 Open-Ear TWS Earbuds, covering pairing, usage instructions, app features, and specifications.</p>
	<p>Baseus Eli Sport 1 Open-Ear TWS Earbuds User Manual</p> <p>Comprehensive user manual for Baseus Eli Sport 1 Open-Ear TWS Earbuds, covering setup, operation, features, specifications, and safety warnings.</p>
	<p>Baseus Bass BC1 Quick Start Guide</p> <p>A quick start guide for the Baseus Bass BC1 Open-Ear TWS Earbuds, covering setup, operation, and specifications.</p>