

InnAIO T10

InnAIO T10 Language Translator Device User Manual

Model: InnAIO T10

1. INTRODUCTION

The InnAIO T10 is an advanced AI-powered language translator device designed to facilitate seamless communication across various languages. It features real-time translation, voice cloning, cross-app integration, and multiple translation modes for diverse scenarios.



Image 1: InnAIO T10 Translator Device and its companion app interface.

2. WHAT'S IN THE BOX

- 1x InnAIO T10 Translator Device
- 1x Warranty Card
- 1x Software Guide
- 1x Quick Start Guide
- 1x USB-C Charging Cable

3. PRODUCT OVERVIEW

Key Features:

- **AI Voice Cloning:** Replicates your unique tone and accent for natural-sounding translations.
- **Real-Time Translation:** Supports over 140 languages with 0.5s latency and 98% accuracy.
- **Cross-App Translation:** Seamlessly translates across major social media and messaging applications.

- **Video Call & Speech Translation:** Provides real-time subtitles during video and voice calls.
- **Multi-Scene Translation:** Includes photo translation, face-to-face mode, and meeting minutes recording.
- **Portable Design:** Lightweight (30g) with a magnetic disc for easy attachment to smartphones.
- **Long Battery Life:** Up to 15 hours of continuous use or 100 days standby.
- **Universal App Compatibility:** Connects via Bluetooth to companion app on iOS and Android devices.



Image 2: Overview of InnAIO T10's core translation features.

4. SETUP & CONNECTION

4.1 App Download

To use the InnAIO T10, download the "InnAIO Pro" app from your smartphone's app store (iOS or Android). You can search for "InnAIO Pro" or scan the QR code provided in the Quick Start Guide or on the product packaging.

4.2 Bluetooth Pairing

1. Ensure your smartphone's Bluetooth is enabled.
2. Press the button on the InnAIO T10 translator. A green light will flash, indicating it's in Bluetooth pairing

mode.

3. Open the "InnAIO Pro" app and tap "Add Device" on the home screen.
4. Select the device name (e.g., "InnAIO-XXXXXX") from the list to connect. The last six digits of the device's serial number (SN) can be found on the back of the translator or its packaging.
5. Confirm the pairing request on your smartphone.
6. Once connected, the app's home screen will no longer display "Device not connected".

Your browser does not support the video tag.

Video 1: Demonstrates the Bluetooth connection process for the InnAIO T10.

4.3 Device Authorization

Upon first use, you will be prompted to authorize the device within the app. Follow the on-screen instructions to complete the authorization. Once authorized, the translator is permanently linked to your account and cannot be unbound or paired with another account or device. Ensure you confirm the correct account before authorizing.

4.4 Standby and Sleep Mode

- The translator does not require manual power-off.
- **When not connected:** If no operation is performed within 2 minutes, the translator will automatically power off.
- **When connected:** If no operation is performed within 10 minutes, the translator will also power off automatically.
- To change the auto-sleep time, go to the app's home screen, tap the settings icon, select "Auto Sleep," and choose your preferred duration.
- To reactivate the translator, simply press its button. It will instantly power on and reconnect to your phone.

5. OPERATING INSTRUCTIONS

5.1 Real-Time Translation

The InnAIO T10 provides instant, accurate real-time translation for conversations. Speak naturally, and the device will display and vocalize the translation with minimal delay.

Real-Time Translation

See Instant Translations
– Your Voice Below, Target Language Above

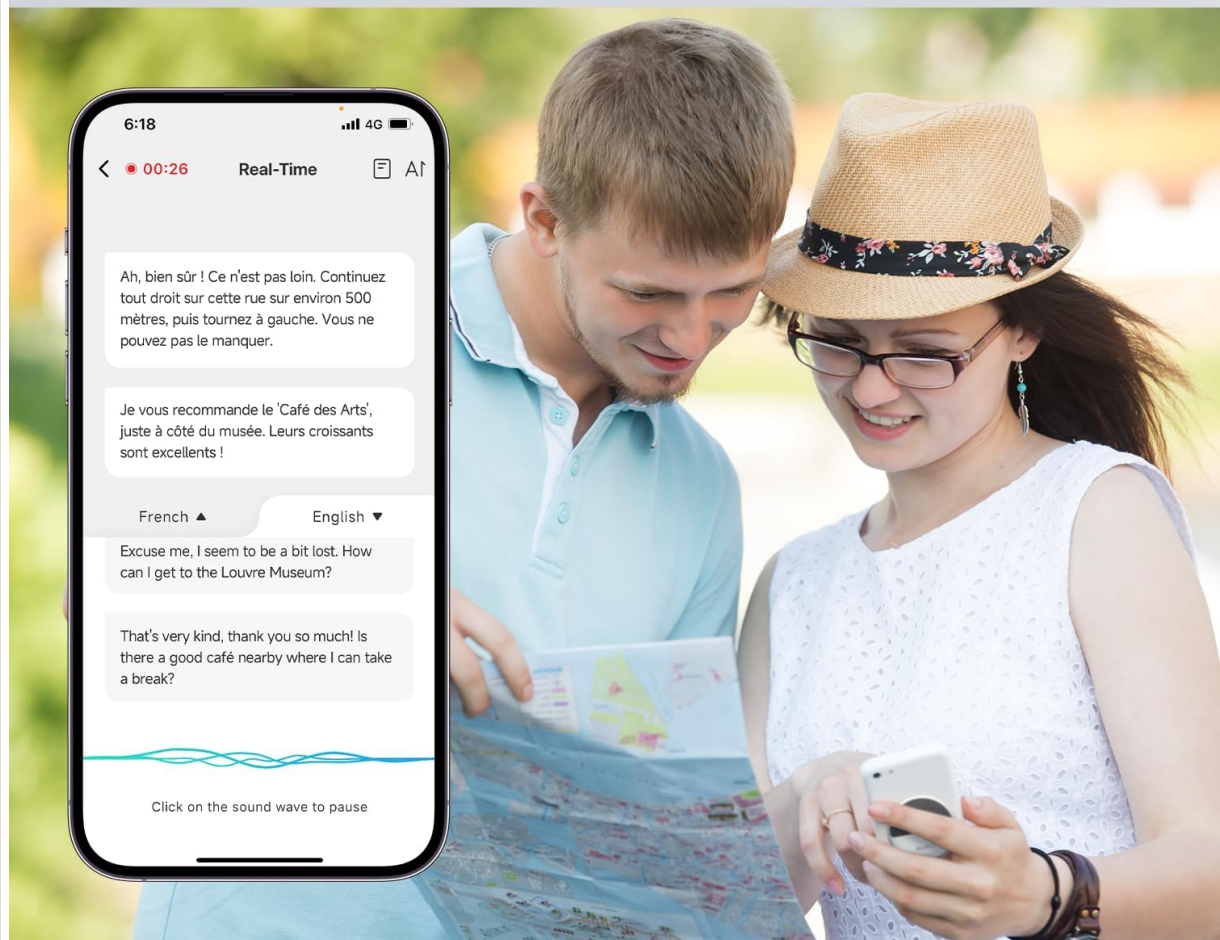


Image 3: Real-time translation in action on the companion app.

5.2 Voice Cloning

Experience personalized translation with AI voice cloning. Record a 30-60 second audio sample of your voice within the app. The device will then use your cloned voice for translations, maintaining your unique tone and accent.

Your browser does not support the video tag.

Video 2: Guide to setting up and using the voice cloning feature.

5.3 Cross-App Translation

Translate messages directly within your favorite social and messaging apps (e.g., WhatsApp, Messenger, Instagram, WeChat). The device automatically converts your speech into the recipient's language and delivers it as voice or text.

Cross-App Translation

Translate Seamlessly Across Your Chat Apps



Image 4: Cross-app translation functionality demonstrated.

Your browser does not support the video tag.

Video 3: Demonstrates how to use cross-app translation.

5.4 Video Call & Speech Translation

Communicate effortlessly during video or voice calls. Real-time subtitles appear on your smartphone screen, ensuring clear and fluid communication.

Translate Audio & Video Calls

Talk Freely Across Languages



Image 5: Video call translation with real-time subtitles.

Your browser does not support the video tag.

Video 4: Explains how to use the call translation feature.

5.5 Face-to-Face Translation

For direct conversations, use the face-to-face translation mode. Speak into the device, and it will translate and vocalize your words to the other party.

Your browser does not support the video tag.

Video 5: Demonstrates the face-to-face translation mode.

5.6 Text Translation

Input text directly into the app for translation. This is useful for translating written content or composing messages in another language.

Your browser does not support the video tag.

Video 6: Shows how to use the text translation feature.

5.7 Photo Translation

Translate text from images instantly. Simply take a photo of text (e.g., signs, menus, documents) using the app, and it will provide a real-time translation.

Your browser does not support the video tag.

Video 7: Illustrates the photo translation function.

5.8 Meeting Minutes

Record and store conversation notes from meetings. The app can generate transcripts and even mind maps of discussions, aiding in organization and recall.



Image 6: Meeting minutes feature with transcription and mind map support.

6. SPECIFICATIONS

Feature	Detail
Product Dimensions	2.24 x 2.24 x 0.22 inches
Item Weight	1.06 ounces
Item Model Number	InnAIO T10
Batteries	1 Lithium Polymer battery (included)
Bluetooth Version	V5.4
Battery Capacity	60mAh
Charging Voltage	5V=0.5A

7. TROUBLESHOOTING

If you encounter any issues with your InnAIO T10 device, please consider the following general troubleshooting steps:

- **Connection Issues:** Ensure Bluetooth is enabled on your phone and the device is within range. Try restarting both the translator and your phone.

- **App Functionality:** Make sure the InnAIO Pro app is updated to the latest version. Close and reopen the app if it's unresponsive.
- **Translation Accuracy:** Speak clearly and at a moderate pace. Ensure the correct source and target languages are selected in the app.
- **Battery Life:** Charge the device fully using the provided USB-C cable. Check the battery indicator in the app.
- **Voice Cloning:** Ensure your recorded voice sample is clear and free of background noise.

For persistent issues, refer to the detailed Software Guide included in the box or contact InnAIO customer support.


8. WARRANTY AND SUPPORT




The InnAIO T10 comes with a Warranty Card included in the product packaging. Please refer to this card for detailed information regarding warranty coverage, terms, and conditions.

For technical support, product inquiries, or warranty claims, please contact InnAIO customer service through the contact information provided in your Warranty Card or on the official InnAIO website.

© 2025 InnAIO. All rights reserved.

Related Documents - T10

<div>InnAIO T10</div> <div>Guía de inicio rápido</div>	<div>InnAIO T10 AI Translator Quick Start Guide and User Manual</div> <div>Comprehensive guide for the InnAIO T10 AI Translator, covering quick start, app usage, features like real-time translation, voice cloning, and safety instructions.</div>
<div></div>	<div>InnAIO T10 AI</div> <div>InnAIO T10 AI</div>
<div>InnAIO T9</div> <div>User Guide</div>	<div>InnAIO T9 AI Translator User Guide</div> <div>Comprehensive user guide for the InnAIO T9 AI Translator, covering quick start, product introduction, connection, carrying methods, package contents, safety instructions, and detailed software functions like voice cloning, call translation, and photo translation.</div>

	<p>InnAIO T10 AI Übersetzer Kurzanleitung und App-Handbuch</p> <p>Umfassende Anleitung zur Einrichtung und Nutzung des InnAIO T10 AI Übersetzers, inklusive Gerätefunktionen, App-Funktionen und Sicherheitshinweisen.</p>
	<p>InnAIO T9 Portable Translator: User Manual and Features</p> <p>Comprehensive guide to the InnAIO T9 portable AI translator. Learn how to download the app, connect via Bluetooth, use its voice translation features, and understand safety guidelines. Supports over 150 languages.</p>
	<p>T10 3-in-1 Wireless Charger User Manual</p> <p>Comprehensive user manual for the T10 3-in-1 Wireless Charger, detailing setup, features, specifications, and warranty information for charging smartphones, smartwatches, and earphones.</p>