

Lifezone V554A

Lifezone Full Bed Frame with Storage Headboard, Charging Station, LED, and Drawers

Model: V554A | Brand: Lifezone

INTRODUCTION

This manual provides comprehensive instructions for the assembly, operation, and maintenance of your new Lifezone Full Bed Frame. This bed frame features a 2-tier storage headboard, metal construction, two sliding storage drawers, a built-in charging station, and integrated LED lighting. Designed for noise-free use and easy assembly, it eliminates the need for a box spring.

SAFETY INFORMATION

- Exercise caution while handling tools during assembly.
- Be careful around sharp edges when the product is in use.
- Ensure all screws and connections are tightened securely before use to prevent instability.
- Do not exceed the maximum weight capacity of the bed frame.

PACKAGE CONTENTS

Part List




Figure 1: Visual representation of all bed frame components.

Hardware List




Figure 2: All nuts, bolts, and tools required for assembly.

ASSEMBLY INSTRUCTIONS

For a detailed visual guide, please refer to the official installation video below. Follow the steps carefully to ensure proper assembly.

Your browser does not support the video tag.

Video 1: Official Lifezone Bed Frame Installation Guide.

Step-by-Step Assembly

1. **Assemble the Headboard Frame:** Attach the headboard side supports (Part 1) to the headboard top and bottom rails (Parts 2 & 3) using the specified hardware. Ensure all connections are secure.
2. **Install the Headboard Panel:** Slide the headboard panel (Part 4) into the designated slots on the assembled headboard frame.
3. **Attach Side Rails:** Connect the bed frame side rails (Part 5) to the headboard assembly using the appropriate bolts.
4. **Install Footboard:** Secure the footboard (Part 7) to the other end of the side rails (Part 5).
5. **Add Support Legs:** Attach the central support legs (Part 6) to the middle support beams (Part 8).
6. **Place Slats:** Lay the metal bed slats (Part 10) across the frame, ensuring they are evenly spaced and secured as per instructions. To prevent friction noise, unroll part H and fit it on part 6, the length of part H can cut as you will.
7. **Assemble Storage Drawers:** Attach the drawer fronts (Part 12) to the wire baskets (Part 11) using the provided screws. Install the wheels (Part M) to the bottom of the baskets.
8. **Insert Drawers:** Carefully lift and push the assembled drawers into the designated slots under the bed frame. Align the screw with the hole on the iron pipe and hang it up.

PRODUCT FEATURES & OPERATION

Your Lifezone bed frame is equipped with several features designed to enhance comfort and convenience.

Your browser does not support the video tag.

Video 2: Lifezone Multi-functional Bed Frame Overview, showcasing key features.

2-Tier Storage Headboard

2-Tier Storage Headboard

Keep essentials tidy and accessible



Figure 3: The 2-tier headboard provides convenient storage for bedside essentials.

The headboard features two tiers of shelving, offering ample space to store books, electronics, decorative items, or personal belongings within easy reach. This design helps keep your bedroom organized and clutter-free.

Built-in Charging Station

Fast Charging Station



20W Fast-Charging Station Can Fully Charge
Your Smartphone in One Hour!




Figure 4: Integrated charging station for convenient device power.

The headboard includes a built-in charging station with 2 AC outlets, 1 Type-C port, and 2 USB ports. This allows you to conveniently charge your devices such as smartphones, tablets, or lamps directly from your bed, eliminating the need for extra power strips or searching for wall outlets.

Ambient LED Lighting

Smart RGB LED Bed Frame



Figure 5: Customizable RGB LED lighting for personalized ambiance.

Integrated RGB LED lights are located within the headboard, allowing you to create the perfect ambiance for reading, relaxing, or preparing for sleep. The lighting can be adjusted via a mobile application, a control button, or the included remote control. Choose from over 60,000 color options, adjust brightness, and select various lighting modes, including a music sync mode where colors change with the rhythm of music.

Sliding Storage Drawers

2 Sliding Storage Drawers



Figure 6: Two spacious sliding drawers for under-bed storage.

The bed frame includes two spacious sliding drawers, perfect for storing seasonal clothing, bedding, pillows, or other personal items. These drawers are designed for smooth, silent operation and feature secure locking clips to keep them firmly in place under the bed, maintaining a tidy appearance.

MAINTENANCE

- **Cleaning:** Wipe the metal frame and wooden surfaces with a soft, damp cloth. Avoid harsh chemicals that may damage the finish.
- **Fabric Care:** For the upholstered headboard, spot clean with a mild detergent and a damp cloth. Do not saturate the fabric.
- **Tighten Connections:** Periodically check and tighten all screws and bolts to ensure the bed frame remains stable and noise-free.
- **Drawer Maintenance:** Keep the drawer wheels free of debris to ensure smooth operation.

TROUBLESHOOTING

- **Squeaking Noise:** If the bed frame makes noise, check all connections and tighten any loose bolts. Ensure the EVA silent strips are correctly installed on the slats.
- **Drawers Not Sliding Smoothly:** Check for any obstructions under the bed or in the drawer tracks. Clean

the wheels and ensure they are properly attached.

- **LED Lights Not Working:** Verify that the power cable for the LED lights is securely plugged into the charging station and a power source. Check the remote control battery.
- **Charging Station Not Working:** Ensure the bed frame's main power cord is plugged into a functional wall outlet. Test with different devices to rule out device-specific issues.

SPECIFICATIONS

Feature	Detail
Size	Full
Material	Engineered Wood, Metal
Product Dimensions (L x W x H)	81.5"L x 52.4"W x 40.2"H
Style	Industrial / Rustic
Special Features	Charging Station, No Box Spring Needed, Space Saving, Squeak Resistant, Storage Drawer, LED Lighting
Included Components	4-Post Headboard, Bookcase, Drawer, Installation Manual, Slat
Item Weight	75 Pounds
Headboard Material	Metal, Engineered Wood
Assembly Required	Yes (Instructions Included)
Color	Rustic Brown
Storage Options	Drawer / Shelf

WARRANTY & SUPPORT

Lifezone offers a 30-day easy return policy for this product. For any questions, concerns, or assistance with your bed frame, please contact Lifezone Customer Support. You can find contact information on the official Lifezone website or through your purchase platform.