

## DUMOS AH-NFJ1F01-24BK

# Dumos 24-inch Portable Space Heater Instruction Manual

Brand: DUMOS | Model: AH-NFJ1F01-24BK

### PRODUCT OVERVIEW

The Dumos 24-inch Portable Space Heater is designed for indoor use, providing efficient and customizable warmth. It features 1500W fast heating, 60° oscillation for even heat distribution, an adjustable thermostat (60°F to 99°F), and 7 unique lighting modes. Safety features include tip-over protection and a child lock. The unit operates quietly and includes a 12-hour auto-off timer for energy efficiency.

# Dumos

## 1500w

### Electric Space Heater



Image: Front view of the Dumos 24-inch Portable Space Heater, showcasing its sleek design and heat output.

## IMPORTANT SAFETY INSTRUCTIONS

To ensure safe operation and prevent fire, electric shock, or injury, please read and follow all instructions before using this heater. Keep this manual for future reference.

- **Combustible Materials:** Maintain a minimum distance of 3 feet (0.9 m) between the heater and any combustible materials such as furniture, pillows, bedding, paper, clothing, and curtains.
- **Placement:** Never place towels or other objects directly on the heater. Ensure clear space around the front, sides, top, and rear of the unit.
- **Supervision:** Close supervision is necessary when any appliance is used by or near children or individuals with reduced physical, sensory, or mental capabilities.
- **Power Source:** Connect the heater only to a properly grounded outlet. Do not use with extension cords or power strips.
- **Ventilation:** Do not block air openings. Ensure proper ventilation to prevent overheating.
- **Water Exposure:** Do not use the heater in wet or moist locations, such as bathrooms or laundry areas.
- **Unattended Operation:** Always unplug the heater when not in use.

## Dumos Size



Image: Visual representation of the heater's safety features, including child lock, overheat protection, and tip-over protection.

### PACKAGE CONTENTS

- Dumos 24-inch Portable Space Heater (Model: AH-NFJ1F01-24BK)
- Remote Control
- User Manual

### SETUP

1. **Unpack:** Carefully remove the heater and all accessories from the packaging.
2. **Placement:** Place the heater on a firm, level surface. Ensure it is at least 3 feet (0.9 m) away from walls, furniture, and other objects. Do not place it on soft surfaces like rugs or carpets that could block the air intake.
3. **Power Connection:** Plug the power cord directly into a 120V AC, 60Hz grounded wall outlet. Do not use extension cords or power strips.
4. **Remote Control Batteries:** Insert 2 AAA batteries (not included) into the remote control.

# Easy to Use Panel

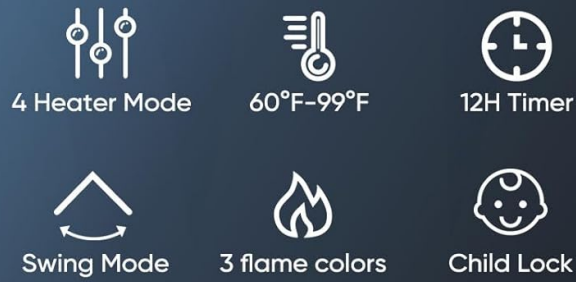


Image: Side view of the Dumos Space Heater, highlighting its compact and portable design suitable for various indoor spaces.

## OPERATING INSTRUCTIONS

### Control Panel & Remote Control

The heater can be operated using the intuitive LED touchscreen on the top panel or the included remote control. Both offer similar functionalities.



# Warm Your Room

Keep combustible materials--such as furniture, pillows, bedding, paper, clothing, and curtains--at least 3 feet (0.9 m) away from the front of the heater, and clear of the sides, top, and rear. Do not place towels or other objects on the heater.

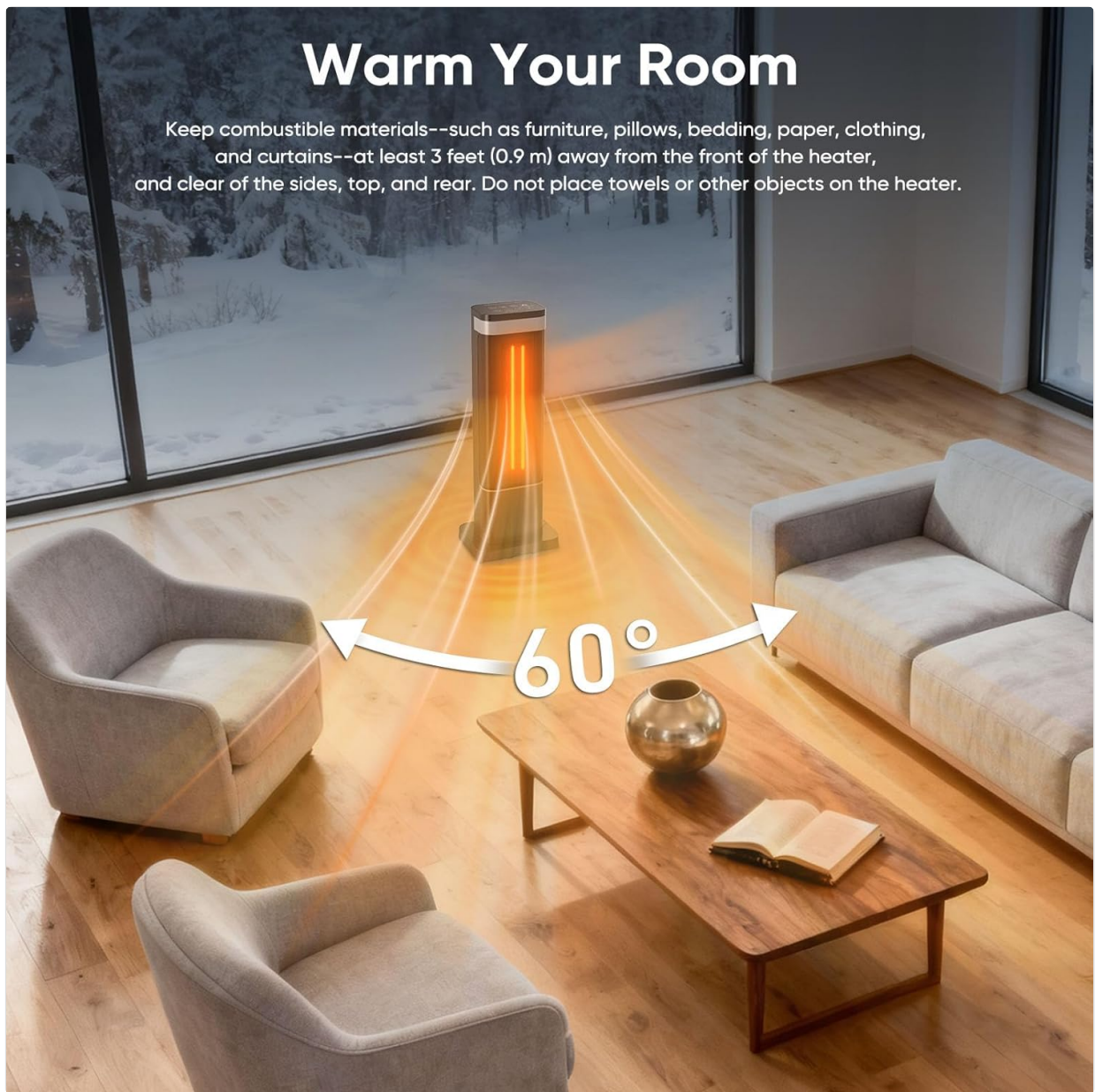


Image: Close-up of the heater's LED touchscreen control panel, showing power, mode, temperature, oscillation, and timer buttons.

## Power On/Off

- Press the **Power button** (🔌) on the control panel or remote to turn the heater on or off.

## Heating Modes

The heater offers multiple heating modes. Press the **Mode button** (🔌) to cycle through available modes (e.g., Low Heat, High Heat, ECO Mode).

## Temperature Adjustment

- Use the "+" and "-" buttons to set your desired temperature between 60°F and 99°F. The heater will automatically maintain the set temperature.

## 24inch-2 Style Available



Image: The heater displaying its adjustable thermostat range from 60°F to 99°F with 1°F increments.

### Oscillation Function

- Press the **Oscillation button** (🌀) to activate the 60° oscillation, distributing heat evenly across the room. Press again to stop oscillation.



Image: The heater operating in a living room, illustrating its 60-degree oscillation feature for wide heat distribution.



## Timer Function

- Press the **Timer button** (🕒) to set an auto-off timer from 1 to 12 hours. The heater will automatically turn off after the set duration.

Your browser does not support the video tag.

Video: A demonstration of setting the timer function on the Dumos Space Heater, showing how to program it for automatic shut-off.

## Customizable Lighting Modes

- The heater features 7 unique lighting modes to set the ambiance. Use the **Light Mode button** (💡) to cycle through the different color options.




Image: The base of the heater displaying three of its customizable light modes, adding ambiance to any room.

Your browser does not support the video tag.

Video: A user demonstrating the LED light and remote control features of the Dumos Tower Heater, including changing light colors.

## MAINTENANCE

- **Cleaning:** Always unplug the heater and allow it to cool completely before cleaning. Use a soft, damp cloth to wipe the exterior surfaces. Do not use abrasive cleaners or solvents.
- **Dust Removal:** Use a vacuum cleaner with a brush attachment to remove dust from the air intake and exhaust grilles.
- **Storage:** When not in use, store the heater in a cool, dry place. It is recommended to store it in its original packaging to protect it from dust and damage.

## TROUBLESHOOTING

Problem	Possible Cause	Solution
Heater does not turn on.	Not plugged in, power outlet malfunction, tip-over switch activated, or overheat protection activated.	Ensure the power cord is securely plugged into a working outlet. Check if the heater is on a flat surface. Allow the unit to cool down if it has overheated.
No heat output.	Temperature setting is too low, or heating element issue.	Increase the desired temperature setting. If the issue persists, contact customer support.
Heater makes unusual noise.	Dust accumulation or internal component issue.	Clean the air grilles. If the noise continues, discontinue use and contact customer support.
Remote control not working.	Dead batteries or obstruction.	Replace batteries. Ensure there are no obstructions between the remote and the heater.

## SPECIFICATIONS

Brand	DUMOS
Model Number	AH-NFJ1F01-24BK
Power	1500 Watts
Voltage	120 Volts
Amperage	12.5 Amps
Color	Black
Product Dimensions (D x W x H)	25"D x 6.8"W x 7.8"H
Item Weight	4.6 Pounds
Temperature Range	60°F - 99°F
Oscillation	60 Degrees
Special Features	Adjustable Speed, Adjustable Temperature, Child Lock, Oscillating, Overheat Protection, 7 Customizable Lighting Modes



## WARRANTY AND SUPPORT

---

For warranty information or technical support, please refer to the contact details provided on the product packaging or visit the official DUMOS website. Keep your purchase receipt as proof of purchase.