

Manuals+

[Q & A](#) | [Deep Search](#) | [Upload](#)

manuals.plus /

› [Digitek](#) /

› [Digitek DSL 555 RGB Portable LED Stick Light Wand Instruction Manual](#)

Digitek DSL 555 RGB

Digitek DSL 555 RGB Portable LED Stick Light Wand

INSTRUCTION MANUAL

Introduction

This manual provides detailed instructions for the safe and effective use of your Digitek DSL 555 RGB Portable LED Stick Light Wand. Please read this manual thoroughly before operating the device and retain it for future reference.

What's in the Box

Verify that all components are present upon unpacking:

- Stick Light
- Barn Door
- Type C Charging Cable
- Carry Bag

Product Overview



Image: Detailed view of the Digitek DSL 555 RGB control panel with OLED display and buttons.

The Digitek DSL 555 RGB is a versatile LED stick light designed for photography and videography. It features a robust 38W output, dual color temperature (2500K-9900K), full RGB color control, and 24 special effects. The device includes an OLED display for easy adjustments and supports app control for enhanced functionality.

OLED Display: Shows current settings.

Selection Switch: Navigates menu options.

Function Adjustment Button: Confirms selections and changes modes.

(+) Button: Increases values or navigates up.

(-) Button: Decreases values or navigates down.

USB-C Charging Port: For power input and charging.

Power Button: Turns the device on or off.

Setup

Charging the Device

Long-Lasting Battery Performance

Comes with a powerful 7.4V / 5200mAh battery, delivering stable performance for extended shoots.

 **Output Power**
38W for strong illumination

 **Inbuilt Li-ion Battery**
7.4V / 5200mAh Lithium-ion




Image: Digitek DSL 555 RGB with USB-C Charging Port and Battery Details.

Connect the provided Type-C charging cable to the USB-C port on the light wand and plug the other end into a compatible USB power adapter (not included). The OLED display will indicate charging status. A full charge provides approximately 1.5 hours of operation.

Attaching the Barn Door

Shape Your Light, Your Way

Customize your lighting
with removable Barn Door

Supports HSI adjustment with
36,000 colors, offering 360° hue,
0-100% saturation, and intensity
for unlimited creativity.



RGB FULL COLOR MODE

Support HSI Mode
Adjustment 36000 colors to
meet your creative needs



Barn Door



Image: Digitek DSL 555 RGB with Removable Barn Door and HSI Color Adjustment.

Align the barn door accessory with the light panel and slide it into place until it securely clips onto the light wand. The barn door helps to shape and control the light output.

Mounting

The DSL 555 RGB features a 1/4-inch universal mounting thread at its base. This allows for attachment to tripods, light stands, or other compatible rigs for stable positioning during use.

Operating Instructions

Power On/Off

Press and hold the **Power Button** located on the handle to turn the light wand on or off.

Basic Adjustments (Button Control)

- Use the **Selection Switch** to cycle through different modes (CCT, HSI, FX).
- Press the **Function Adjustment Button** to select a parameter within a mode (e.g., color temperature, brightness, hue).
- Use the **(+)** and **(-)** **Buttons** to adjust the selected parameter's value.

Color Temperature (CCT Mode)

In CCT mode, adjust the color temperature from 2500K (warm light) to 9900K (cool light) using the (+) and (-) buttons. This mode also allows for RGB adjustments.

Brightness Adjustment

The light intensity can be adjusted from 1% to 100% in any mode. Use the (+) and (-) buttons to set the desired brightness level.

HSI Color Mode

The HSI mode offers full creative control over colors:

- **Hue (H):** Adjust from 0-360 degrees to select any color in the spectrum.
- **Saturation (S):** Adjust from 0-100% to control the purity of the color.
- **Intensity (I):** Adjust from 0-100% to control the brightness of the color.

Special Effects (FX Modes)




Image: Digitek DSL 555 RGB showcasing various special effects modes.

The DSL 555 RGB includes 24 pre-programmed special effects such as Strobe, Police, Flame, Firework, and more. Navigate to FX mode using the Selection Switch and choose your desired effect.

Dual-Sided Brilliance



Image: Digitek DSL 555 RGB demonstrating Dynamic RGB and Natural Bi-Color sides.

The light wand features two distinct sides: one for dynamic RGB lighting and the other for natural bi-color (2500K-9900K) output, offering versatile lighting options.

App Control

App controlled lighting

Adjust brightness, color temperature and effects instantly using the app no wires, just smooth lighting.



Color Temperature
2500K-9900K+RGB



Illuminance
14200 LM



95
High CRI



Scan to Download App
Intelligently Dimming Color
Temperature Adjustment



Image: Digitek DSL 555 RGB App Control Interface and QR Code for Download.

For advanced control, download the official app. Scan the QR code provided on the product packaging or visit www.ledlyd.com to download the application. The app allows for remote adjustment of brightness, color temperature, and effects.

Maintenance

Cleaning

Wipe the light wand with a soft, dry cloth. Do not use abrasive cleaners or solvents, as these may damage the surface or internal components.

Storage

When not in use, store the light wand in its carry bag in a cool, dry place away from direct sunlight and extreme temperatures.

Battery Care


To prolong battery life, avoid fully discharging the battery frequently. Charge the device regularly, even if not in use for extended periods.

Troubleshooting

- **Light not turning on:** Ensure the device is charged. Connect to a power source using the Type-C cable.
- **App connectivity issues:** Ensure Bluetooth is enabled on your mobile device. Restart both the light wand and the app. Refer to the app's help section for specific pairing instructions.
- **Inconsistent light output:** Check for any physical damage. Ensure the battery is adequately charged.

If problems persist, contact customer support for assistance.

Specifications



arrived

Lightweight DSL-555 RGB with Type-C Rechargeable Input, Sleek Design and Portability
Ideal for Outdoor & Indoor Shoots.

- 38W Power Output
- Brightness Range 0-100%
- Dual Color Temperature 2500K - 9900K + RGB
- CRI ≥95

Image: Key Features of Digitek DSL 555 RGB LED Stick Light Wand.

| | |
|-------------------|---------------------|
| Power Output | 38W |
| Luminance | Up to 14200LM |
| Color Temperature | 2500K – 9900K + RGB |

| | |
|------------------------------------|-------------------------|
| CRI (Color Rendering Index) | RA>95 |
| Brightness Adjustment | 1% – 100% |
| Battery Life | Approx. 1.5 Hours |
| Charging Port | USB Type-C |
| Mounting Option | 1/4" Universal Mount |
| Product Dimensions | 3 x 5 x 59 cm (approx.) |
| Item Weight | 2 kg |
| Country of Origin | China |

Warranty and Support

For warranty information and technical support, please contact the manufacturer:

Manufacturer: IMS Mercantiles Limited

Address: 704, 7th floor, Ring Road Mall, Sec-3, Rohini, Delhi 110085

Customer Helpline (Toll Free): 1800-123-544-444

Email: support@digitek.net.in

Please retain your purchase receipt as proof of purchase for warranty claims.