

NIMO NIMO N178

NIMO N178 17.3-inch AI Laptop User Manual

Model: NIMO N178 | Brand: NIMO

INTRODUCTION

This manual provides essential information for setting up, operating, and maintaining your NIMO N178 17.3-inch AI Laptop. Please read this manual thoroughly before using your device to ensure proper function and longevity. The NIMO N178 is designed for high performance, featuring an AMD Ryzen AI 9 HX 370 processor, Radeon 890M graphics, a 144Hz display, and advanced connectivity options, making it suitable for a wide range of tasks from professional work to creative projects and entertainment.

WHAT'S IN THE BOX

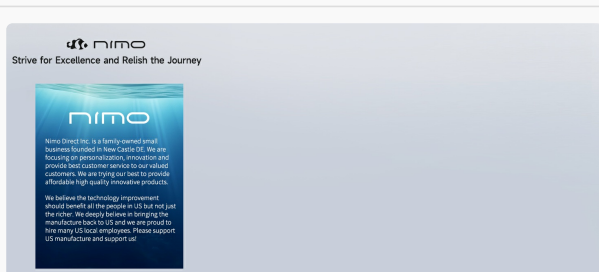
Verify that all items are present upon unboxing:

- 1 x NIMO 17.3" AI Laptop
- 1 x Type-C 100W PD Fast Charger
- 1 x User Manual (this document)
- Windows 11 Home (pre-installed)
- 2 Years Warranty, 90 Days Return information

PRODUCT OVERVIEW



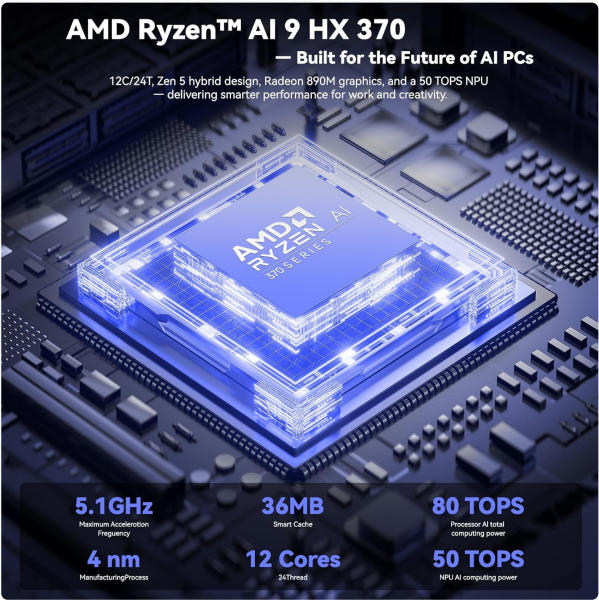
The NIMO 17.3-inch AI Laptop, showcasing its sleek design and large display.



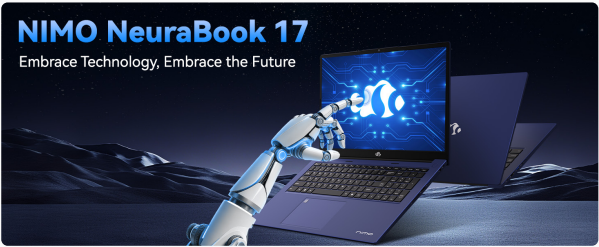
The NIMO NeuroBook 17, highlighting its modern aesthetic and AI capabilities.

Key Features

- **Powerful AI Performance:** Equipped with AMD Ryzen AI 9 HX 370 processor and Radeon 890M graphics for smooth multitasking, AI-accelerated features, and reliable performance.
- **17.3-Inch 144Hz Display:** A large Full HD (1920x1080) screen with a 144Hz refresh rate provides clear visuals and smooth motion, ideal for productivity and entertainment.
- **All-Day Battery Power:** Features a 75Wh battery for extended use, reducing the need for frequent charging.
- **100W GaN Fast Charging:** The included compact 100W PD GaN charger can recharge the laptop quickly and also supports USB-C fast charging for other devices.
- **USB-C 4.0 Expansion:** Offers a versatile USB-C 4.0 port for 40Gbps data transfers, external 8K display connectivity, and eGPU support.
- **Backlit Keyboard & Numeric Keypad:** Enhances typing comfort in various lighting conditions and improves data entry efficiency.
- **Fingerprint Security:** Provides quick and secure access with instant fingerprint unlock.
- **Reliable Memory and Storage:** Features 32GB DDR5-5600 RAM and a 1TB PCIe 4.0 SSD for fast boot-ups, quick file loading, and smooth multitasking.



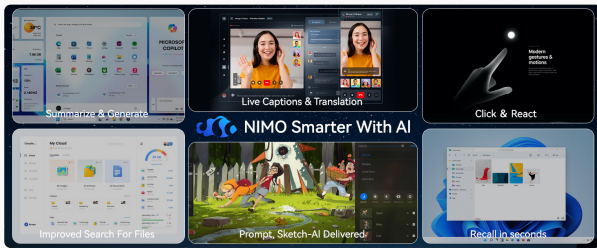
Detailed view of the AMD Ryzen AI 9 HX 370 processor, highlighting its architecture and capabilities.



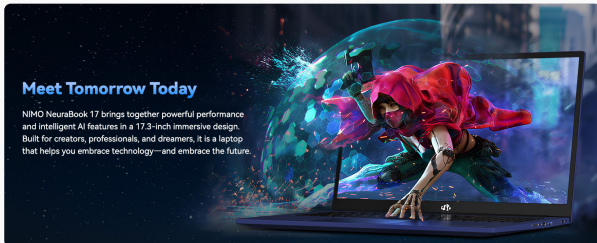
Showcasing AI features like Live Captions & Translation, Summarize & Generate, and improved file search.



Visual representation of the Radeon 890M graphics performance, ideal for gaming and creative tasks.



The 17.3-inch Full HD display offers an immersive visual experience with narrow bezels.




Comparison of 144Hz refresh rate versus 60Hz, illustrating smoother visuals and reduced motion blur.



The compact 100W GaN PD charger, capable of fast charging the laptop and other USB-C devices.



The versatile USB-C 4.0 port, supporting high-speed data transfer, external displays, and eGPU connections.



An illustration of the various ports available on the NIMO laptop, including USB-A, USB-C, HDMI, and an SD card reader.

Designed for Comfort, Security, and Efficiency

Backlit keyboard for any lighting, fingerprint unlock for instant access, and a full numeric keypad for faster data input.



Fingerprint



HD Webcam



Numeric Keypad



Close-up of the backlit keyboard, integrated fingerprint reader, and numeric keypad for enhanced usability and security.

SETUP INSTRUCTIONS

1. **Unpack the Laptop:** Carefully remove the laptop and all accessories from the packaging.
2. **Connect Power:** Plug the 100W PD Fast Charger into a power outlet and connect the USB-C cable to the laptop's USB-C charging port. Allow the laptop to charge for at least 15 minutes before initial use.
3. **Power On:** Open the laptop lid and press the power button, usually located on the top right of the keyboard or side.
4. **Initial Windows Setup:** Follow the on-screen prompts to complete the Windows 11 Home setup. This includes selecting your region, language, connecting to a Wi-Fi network, and creating a user account.
5. **Fingerprint Setup:** During or after the initial Windows setup, you will have the option to set up the fingerprint reader for secure login. Follow the instructions to register your fingerprint.
6. **Software Updates:** Once setup is complete, connect to the internet and check for Windows updates to ensure your system has the latest security patches and drivers.

OPERATING INSTRUCTIONS

Power Management

- **Turning On:** Press the power button.
- **Shutting Down:** Click the Start button, then Power, and select "Shut down".
- **Sleep Mode:** Close the lid or click the Start button, then Power, and select "Sleep".
- **Restarting:** Click the Start button, then Power, and select "Restart".

Keyboard and Touchpad

- **Backlit Keyboard:** Use the dedicated function key (often Fn + Fx key) to adjust the backlight brightness or turn it on/off.
- **Numeric Keypad:** The integrated numeric keypad functions like a standard desktop keypad for efficient data entry.

- **Touchpad Gestures:** The large touchpad supports multi-touch gestures for navigation, scrolling, and zooming. Refer to Windows settings for customization.

Connecting Peripherals

- **USB Devices:** Connect USB-A devices to the available USB 2.0 and USB 3.0 ports.
- **USB-C Devices:** Use the USB-C 4.0 port for high-speed data transfer, external displays (via compatible adapter), or eGPU docks. The other USB-C 3.2 port also supports data and display.
- **External Display:** Connect an external monitor via the HDMI port or a compatible USB-C adapter.
- **Audio:** Use the 3.5mm headphone jack for headphones or external speakers.
- **SD Card:** Insert an SD card into the SD card reader for data transfer.

MAINTENANCE

- **Cleaning the Screen:** Use a soft, lint-free cloth specifically designed for electronics. Dampen the cloth slightly with water or a screen cleaner solution, then gently wipe the screen. Avoid harsh chemicals.
- **Cleaning the Keyboard and Chassis:** Use a soft, dry cloth to wipe down the keyboard and laptop body. A can of compressed air can remove dust from between keys.
- **Battery Care:** To prolong battery life, avoid fully discharging the battery frequently. Store the laptop in a cool, dry place if not used for extended periods.
- **Software Updates:** Regularly check for and install operating system and driver updates to maintain optimal performance and security.
- **Ventilation:** Ensure the laptop's ventilation openings are not blocked during use to prevent overheating. Use the laptop on a hard, flat surface.

TROUBLESHOOTING

Laptop does not power on:

Ensure the charger is securely connected to both the laptop and a working power outlet. Allow it to charge for a few minutes before attempting to power on again. If the battery is completely drained, it may take a short while to respond.

Screen remains black:

Check if the laptop is powered on. Try connecting an external monitor to see if there is a display output. If an external monitor works, there might be an issue with the laptop's internal display. If not, the issue could be with the graphics or system. Perform a hard reset by holding the power button for 15 seconds.

Wi-Fi connectivity issues:

Ensure Wi-Fi is enabled in Windows settings. Restart your router and the laptop. Check for updated Wi-Fi drivers on the NIMO support website. Try connecting to a different Wi-Fi network to isolate the issue.

Slow performance:

Close unnecessary applications. Check Task Manager for processes consuming high CPU, RAM, or disk usage. Ensure Windows and drivers are up to date. Run a disk cleanup and defragmentation (for HDDs, though this laptop has an SSD). Ensure adequate ventilation to prevent thermal throttling.

Fingerprint reader not working:

Ensure your finger is clean and dry. Re-register your fingerprint in Windows settings. Check for updated fingerprint sensor drivers.

SPECIFICATIONS

Feature	Detail
Brand	NIMO
Model Name	NIMO N178
Screen Size	17.3 Inches
Screen Resolution	1920 x 1080 pixels (Full HD)
Max Screen Resolution	1920x1080 Pixels
Refresh Rate	144Hz
Processor	AMD Ryzen AI 9 HX 370 (2 GHz, 12 Cores)
RAM	32 GB DDR5 (5600 MHz)
Hard Drive	1 TB SSD (PCIe 4.0, Solid State)
Graphics Coprocessor	AMD Radeon 890M (16 Compute Units, RDNA 3.5 Architecture, Up to 2.9GHz)
Chipset Brand	AMD
Wireless Type	802.11ax (Wi-Fi 6E)
USB 2.0 Ports	1
USB 3.0 Ports	3
USB-C Ports	1 x USB-C 4.0 (eGPU Support, 40Gbps), 1 x USB-C 3.2 (Multifunction)
HDMI Port	Yes
Headphone Jack	Yes
SD Card Reader	Yes
Operating System	Windows 11 Home
Item Weight	4.6 pounds
Product Dimensions	14.07 x 8.98 x 0.76 inches
Color	Celestial Blue
Rear Webcam Resolution	2 MP
Average Battery Life	12 Hours (75Wh battery)
Power Source	Battery Powered (100W PD GaN Fast Charger)
Special Features	Backlit Keyboard, Fingerprint Reader, HD Audio, Numeric Keypad

WARRANTY AND SUPPORT

Your NIMO N178 AI Laptop comes with comprehensive support:

- **Warranty:** A 2-year warranty covers manufacturing defects and ensures peace of mind.

- **Returns:** Enjoy a 90-day free return policy from the date of purchase.
- **Customer Service:** For any product-related questions or technical assistance, please contact NIMO customer support.

For further assistance, please visit the official NIMO website or contact customer service at service@nimopc.com.

What is our after-sales service like?

We have a two-year warranty, and a 90-day return, and we also have professional technicians ready to help. If you have any questions, you can contact us at any time, and we will try our best to solve your problem.

Do you have any product-related questions?

We have a professional service team, and any product-related questions can be contacted by official website, email or telephone, and we will provide professional and high-quality customer service.

How to contact us?

You can contact us through our official website or product page, and we will reply to you as soon as we receive it and solve your confusion. Please feel free to ask us, and we will be at your service at any time.

Illustration of NIMO's 2-year support for products.

Our mission?

When I was a student, I must use half a year's savings to buy an entry level computer. The big companies are aiming to make profits for the shareholders but not provide the best affordable product with latest technology. In my dream the development of science and technology should benefit all the people no matter rich or poor. So, we are aiming to provide the best price to value products for our customers. We will strictly control our profit margin less than 5 percent.

How do we persist in loving this dream?

Dear Friend, your support is our power. We really hope to be friends with our customers. The more popular our products, the more friends we make. Loyalty, integrity and honest is the way we treat our friends so are our customers.

Why are we confident in our products?

Focusing on the products not the competitors. We have very strict supply chain control. We use ADATA, Micro, and KINGSTON Memory, WD and KINGSTON SSD because they are high quality with reasonable price. We never use no name product. All our type C chargers are 100% PD fast chargers compatible with iPhone and MacBook. Our US team is hardworking, diligent and innovative. As a small business based in rusty aera, we trust our vivid team and deeply believe in the dream of bringing manufacture back to USA.

Information regarding NIMO's 90-day return policy.

SAFETY INFORMATION

- Do not expose the battery to heat or fire.






- Avoid blocking the ventilation during use to prevent overheating.
- Not suitable for children under 3 years due to small parts.
- Use only the provided NIMO 100W PD Fast Charger or a certified compatible charger.
- Avoid dropping or subjecting the laptop to severe impacts.
- Do not attempt to disassemble or repair the laptop yourself. Refer to qualified service personnel.

LEGAL DISCLAIMER

Specifications and battery life may vary with usage patterns and environmental conditions. NIMO provides a 90-day free return policy and a 2-year warranty for your peace of mind. This product may contain chemicals known to the State of California to cause cancer and birth defects or other reproductive harm (Proposition 65 warning).

© 2025 NIMO. All rights reserved.
For more information, visit [the NIMO Store on Amazon](#).

Related Documents - NIMO N178

	<p>NIMO N175 Series Laptop User Manual and Safety Information</p> <p>Official user manual and safety guide for the NIMO N175 series laptop. Provides detailed information on product features, setup, operation, maintenance, troubleshooting, warranty, and regulatory compliance.</p>
	<p>Nimo MME2S Series Mini PC User Manual</p> <p>User manual for the Nimo MME2S series Mini PC, covering setup, operation, safety precautions, package contents, BIOS setup, FCC compliance, and warranty information.</p>
	<p>NIMO N157 Series Laptop User Manual</p> <p>User manual for the NIMO N157 series laptop, covering product schematic, instructions for use, safety guidelines, troubleshooting, warranty information, and FCC/IC compliance.</p>
	<p>NIMO N173 Series Notebook User Manual Setup, Safety & Troubleshooting Guide</p> <p>Comprehensive user manual for the NIMO N173 series notebook, covering product schematics, setup instructions, power supply, charging, cleaning, maintenance, safety guidelines, troubleshooting, and warranty information.</p>
	<p>NIMO N171 Series Laptop User Manual and Safety Guide</p> <p>Comprehensive user manual for the NIMO N171 series laptop, covering product specifications, usage instructions, safety guidelines, troubleshooting, and warranty information.</p>



[NIMO N153 Series Laptop User Manual and Safety Guide](#)

This user manual provides comprehensive information for the NIMO N153 series laptop, including setup instructions, function key details, power supply and charging guidance, safety precautions, troubleshooting steps, warranty information, and FCC compliance statements.