

Ulefone Armor Pad 5 Pro

Ulefone Armor Pad 5 Pro 5G Rugged Tablet User Manual

Model: Armor Pad 5 Pro

1. INTRODUCTION

This manual provides essential information for the safe and efficient operation of your Ulefone Armor Pad 5 Pro 5G Rugged Tablet. Please read it thoroughly before using the device.

The Ulefone Armor Pad 5 Pro is a rugged tablet designed for demanding environments, featuring 5G connectivity, a powerful MediaTek Dimensity 7400X processor, a large 24200mAh battery with 120W fast charging, and an 11-inch FHD+ display. It is built to withstand harsh conditions with IP68/IP69K and MIL-STD-810H certifications.

2. WHAT'S IN THE BOX

Verify that all items are present in your product packaging:

- 1 x Ulefone Armor Pad 5 Pro Tablet
- 1 x AC Power Charger (120W)
- 1 x Type-C to Type-C Data Cable (100cm)
- 1 x Handle Stand & 1 x Screwdriver & 6 x Screws
- 1 x Pry Opener
- 1 x Protective Film (Pre-installed)
- Multi-language User Manual
- Charging Instruction Card
- Safety Prompt Statement

- Warranty Card

Your browser does not support the video tag.

Video: Armor Pad 5 Pro Unboxing. This video demonstrates the unboxing process and contents of the Ulefone Armor Pad 5 Pro package.

3. PRODUCT OVERVIEW

Key Features


- **Global 5G Network:** Supports dual SIM dual standby for convenient and efficient connectivity.
- **24200mAh Battery & 120W Fast Charger:** Extended battery life with rapid charging and 10W reverse charging capability.
- **MediaTek Dimensity 7400X 5G:** Advanced 4nm process octa-core CPU for high-level streaming, multitasking, and gaming.
- **32GB RAM + 512GB ROM & Android 15:** Ample storage (expandable up to 2TB) and the latest Android OS with enhanced features.
- **11-inch FHD+ Display & IP68/69K & MIL-STD-810H Shield:** Durable Corning Gorilla Glass screen with 1920x1200 resolution and 600 nits brightness, certified for ruggedness.
- **Dual 64MP Rear Camera & 32MP Front Camera:** Includes a 64MP night vision camera with 4 infrared LEDs and a 64MP Sony IMX682 main camera for detailed images.
- **Dual Versatile LED Lights & Dual Warning Lights:** Two 1000-lumen LED lights (warm/white) and dual warning lights (64 LEDs) for emergency alerts.
- **Exclusive Handle Stand:** Durable alloy handle stand for secure one-handed operation or use as a robust kickstand.
- **Additional Features:** uSmart Expansion Connector, Widevine L1, Wifi 6E, Fingerprint Unlock, NFC, Headset-Free FM Radio, Custom Key, Outdoor Toolbox, 3-Card Slot, GPS+GLONASS+Beidou+Galileo+QZSS+NavIC, Gloves Mode.

1 32GB RAM+ 512GB ROM /TF-2TB

12GB LPDDR5X + 20GB Expanded RAM

20 Gbps Peak Data Rate

5G  up to 20 Gbps

4G  5 Gbps

12GB RAM LPDDR5
20GB expanded RAM

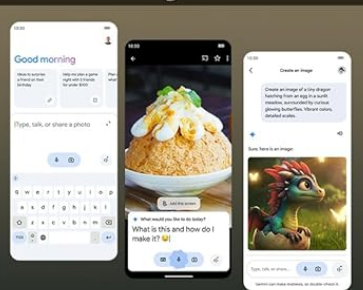

512GB ROM UFS3.1
2TB Expansion

32GB 512GB



*The maximum 20GB of dynamic RAM can be activated in Settings at your will.

2 Enhanced AI Performance MediaTek Dimensity 7400X 5G



Comes with Google Gemini Advanced

One Tap Note-taking AI Recorder



3 5G Connected Speed



4 WiFi6E

WiFi 6E

5 Latest Android15 OS




Image: Front view of the Ulefone Armor Pad 5 Pro tablet, showcasing its display.

24200mAh Dual-Cell Battery

Ultra-Fast, Safe Power

24200mAh



7.74V Rapid Charge
Cooler Speeds, Longer Life



1662 Hours
Standby Time



109 Hours
Talk Time



109 Hours
Video Playback



Image: Rear view of the Ulefone Armor Pad 5 Pro, highlighting the dual LED lights and the integrated handle stand.

Your browser does not support the video tag.

Video: Armor Pad 5 Series Design. This video provides an overview of the tablet's design and physical features.

4. SETUP

4.1 Inserting SIM/MicroSD Cards

1. Locate the SIM/MicroSD card tray on the side of the tablet.
2. Use the provided pry opener to carefully open the protective cover of the card tray.
3. Gently pull out the card tray.
4. Place your Nano SIM cards and/or MicroSD card into the designated slots on the tray. Ensure correct orientation.
5. Carefully reinsert the tray into the tablet and press the protective cover firmly to ensure a watertight seal.

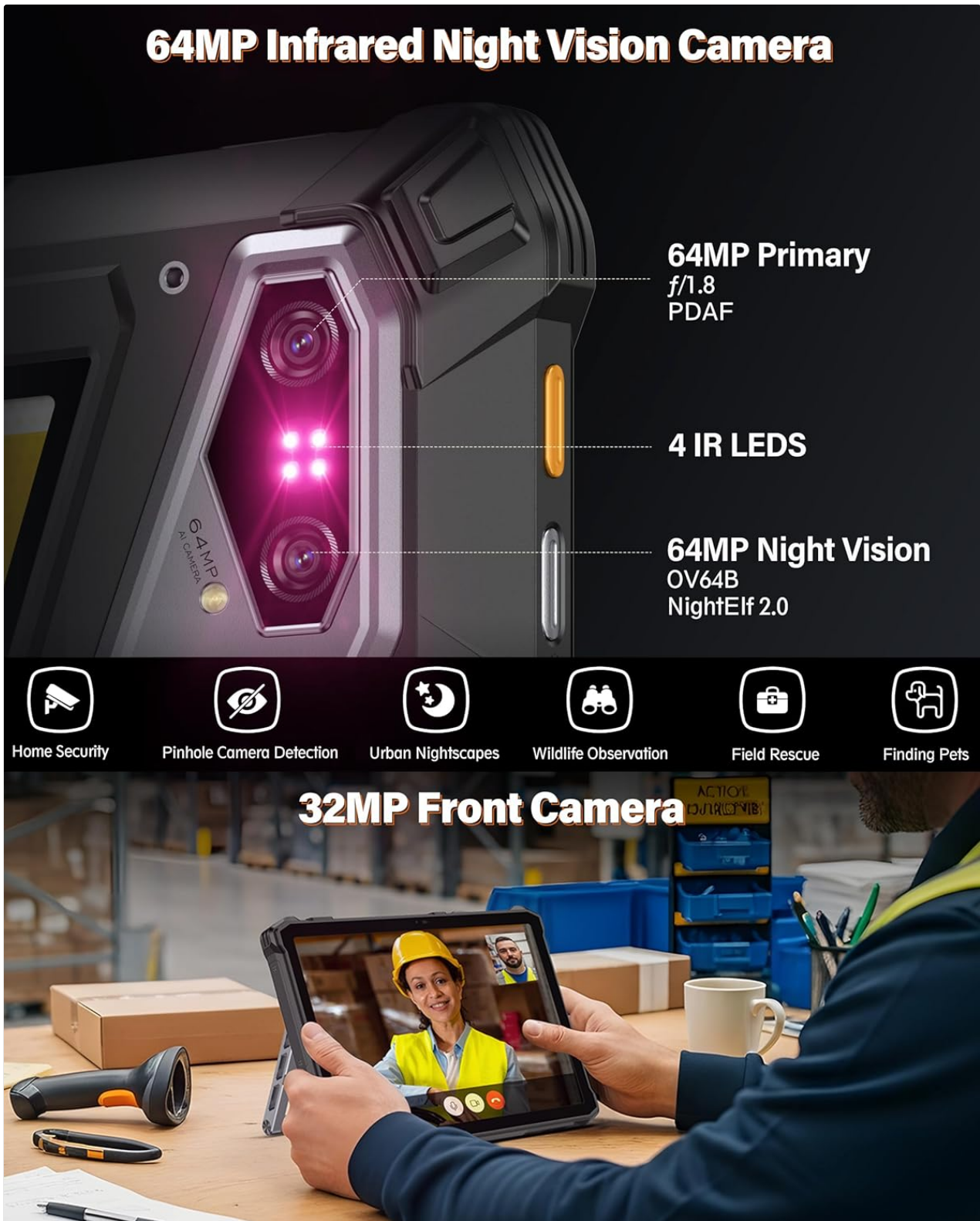


Image: Close-up of the SIM card tray on the Ulefone Armor Pad 5 Pro.

4.2 Initial Power On

1. Press and hold the Power button (located on the side) until the Ulefone logo appears on the screen.
2. Follow the on-screen instructions to complete the initial setup, including language selection, Wi-Fi connection, and Google account setup.

5. OPERATING YOUR TABLET

5.1 Display and Navigation

The tablet features an 11-inch FHD+ display with a resolution of 1920x1200 pixels and 600 nits maximum brightness for clear visibility even outdoors. Navigate the Android 15 operating system using touch gestures.

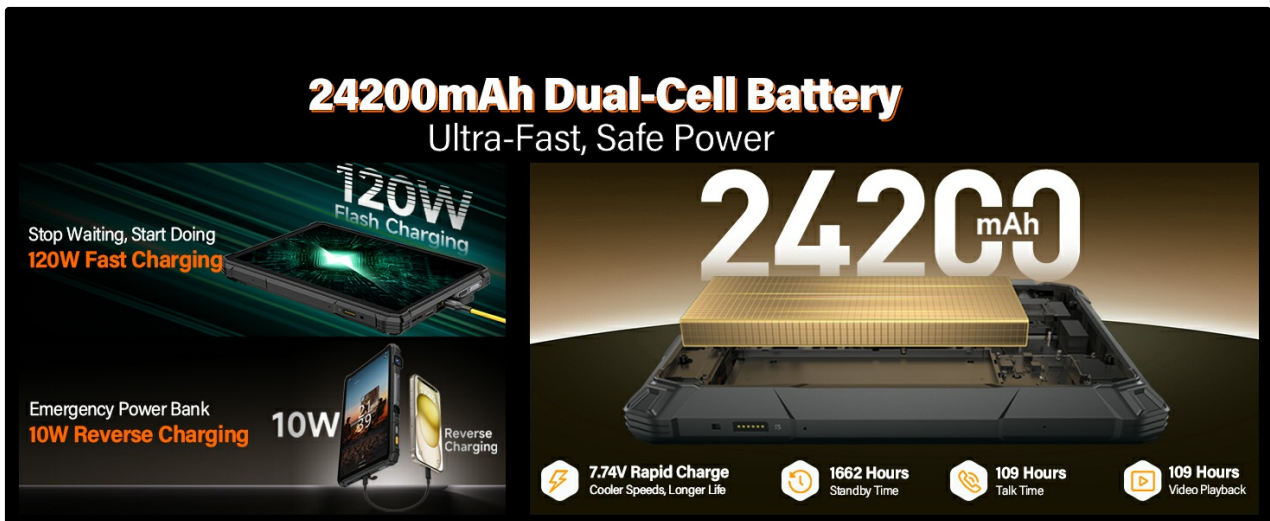


Image: The 11-inch FHD+ display of the Ulefone Armor Pad 5 Pro, showing vibrant visuals.

5.2 Camera Functions

The tablet is equipped with a dual 64MP rear camera system, including a 64MP night vision camera with 4 IR LEDs, and a 32MP front camera. Open the Camera app to access various modes and settings.

- **Night Vision Camera:** Activate night vision mode to capture images and videos in low-light or complete darkness. The 4 IR LEDs enhance visibility.
- **Main Camera:** Use the 64MP main camera for high-resolution photos and 4K video recording.
- **Front Camera:** The 32MP front camera is suitable for video calls and selfies.

Corning Gorilla Glass

Against Drops, Scratches, Wears



600nits Legible Outdoors



Image: The 64MP Night Vision Camera of the Ulefone Armor Pad 5 Pro, showing its infrared capabilities.

5.3 Dual LED Lights and Warning Lights

The tablet features two versatile LED lights and dual warning lights for various situations:

- **Versatile LED Lights:** Each light provides up to 1000 lumens. You can switch between warm or white light modes to suit your needs, such as for camping or general illumination.
- **Warning Lights:** Activate these powerful twin signals (64 LEDs in total) for immediate attention in emergencies. They can be set to constant or flashing modes.

Up to 32GB RAM + 512GB ROM/TF-2TB

Bulk Memory, Elite Performance

UFS3.1 | 512GB ROM + 2TB Expansion

512

Up to 32GB of RAM

12GB RAM + 20GB Virtual RAM

512GB ROM + 2TB Expansion

8258+ Videos
51+ Big Games
10120+ Lossless Music Tracks
512,000+ HD Photos

Image: The Ulefone Armor Pad 5 Pro displaying its Dual Versatile LED Lights in use.

Your browser does not support the video tag.

Video: Ulefone Armor Pad 5 Series Dual LED and Warning Lights. This video demonstrates the functionality of the tablet's versatile LED lights and warning lights.

5.4 Handle Stand Usage

The integrated handle stand, crafted from durable alloy, provides multiple functionalities:

- **Carrying:** Use the handle for secure one-handed carrying across challenging terrain.
- **Kickstand:** Deploy the stand to prop up the tablet for hands-free viewing or interaction. It offers adjustable viewing angles.

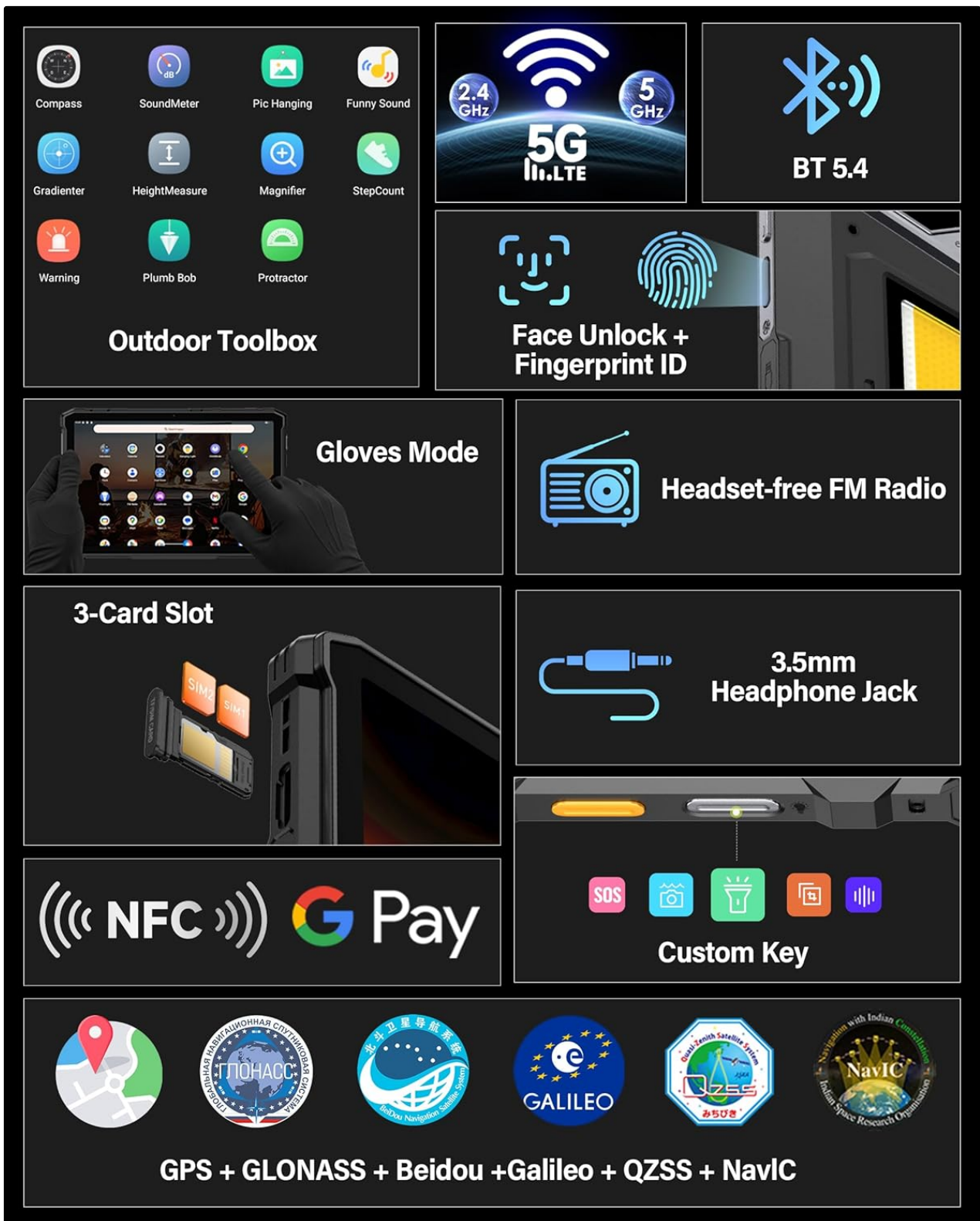


Image: The Ulefone Armor Pad 5 Pro with its handle stand deployed, allowing for hands-free use.

Your browser does not support the video tag.

Video: Armor Pad 5 Series Accessory Ecosystem Showcase. This video highlights the versatility of the handle stand and other accessories.

5.5 Connectivity

The Armor Pad 5 Pro supports a range of connectivity options:

- **5G Network:** Enjoy high-speed mobile data connectivity.
- **Wi-Fi 6E:** For fast and stable wireless internet connections.
- **NFC:** For contactless payments and quick pairing with compatible devices.

- **Bluetooth:** Connect wireless headphones, speakers, and other Bluetooth accessories.
- **GPS:** Integrated GPS, GLONASS, Beidou, Galileo, QZSS, and NavIC for precise navigation.

5.6 Outdoor Toolbox and Custom Key

The tablet includes a pre-installed Outdoor Toolbox with various utility apps like a compass, sound meter, and magnifier. The Custom Key can be programmed to quickly access frequently used functions or apps.

6. MAINTENANCE

6.1 Ruggedness Features

The Ulefone Armor Pad 5 Pro is built to be highly durable:

- **IP68/IP69K Rating:** Certified for water and dust resistance, allowing submersion in water and protection against high-pressure water jets.
- **MIL-STD-810H Certified:** Meets military standards for resistance against drops, shocks, and extreme temperatures.

To maintain its ruggedness, ensure all port covers are securely closed before exposing the tablet to water or dust.

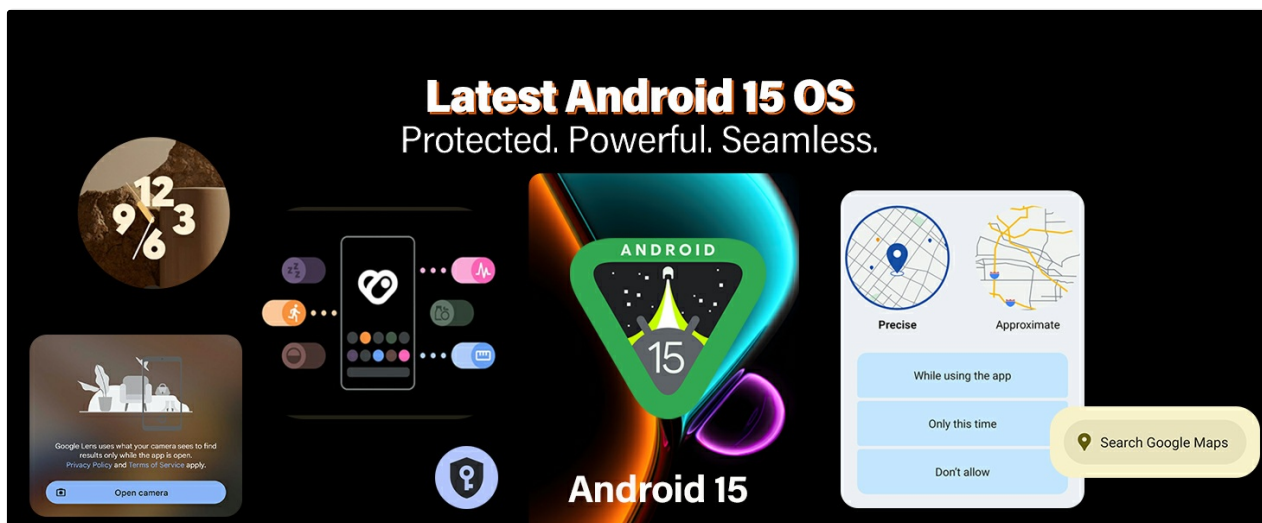


Image: Visual representation of the Ulefone Armor Pad 5 Pro's IP68/69K and MIL-STD-810H ruggedness certifications.

6.2 Battery Care

The tablet features a 24200mAh battery with 120W fast charging and 10W reverse charging:

- **Charging:** Use the provided 120W charger and Type-C cable for optimal fast charging.
- **Reverse Charging:** The tablet can act as a power bank to charge other devices using its 10W reverse charging capability.
- **Battery Longevity:** Avoid extreme temperatures and fully discharging the battery frequently to prolong its lifespan.

MediaTek Dimensity 7400X 5G

Responsive, Fast, Efficient

4nm

Process Technology

8-core


CPU

2.6GHz

Clock Speed

GPU

Arm Mali-G615



AI Processing Unit

MediaTek NPU 655




Image: Details on the 24200mAh dual-cell battery and 120W fast charging feature of the Ulefone Armor Pad 5 Pro.

7. TROUBLESHOOTING

If you encounter issues with your Ulefone Armor Pad 5 Pro, consider the following general troubleshooting steps:

- **Device Not Responding:** Press and hold the Power button for about 10-15 seconds to force a restart.
- **Charging Issues:** Ensure the charger and cable are securely connected and undamaged. Try a different outlet.
- **Network Connectivity:** Check if airplane mode is off. Verify SIM card insertion and network settings. For Wi-Fi, try restarting your router.
- **App Malfunctions:** Clear the cache and data of the problematic app in Settings > Apps, or uninstall and reinstall the app.
- **Software Updates:** Ensure your tablet's software is up to date by checking Settings > System > System update.

For persistent issues, refer to the official Ulefone support resources or contact customer service.

8. SPECIFICATIONS

Feature	Specification
Brand	Ulefone
Model Name	Armor Pad 5 Pro
Processor	MediaTek Dimensity 7400X 5G (Octa-core, up to 2.6 GHz)
RAM Memory	32 GB (12GB + 20GB adjustable RAM)
Internal Storage	512 GB (Expandable up to 2 TB via MicroSD)

Feature	Specification
Operating System	Android 15
Screen Size	11 Inches
Display Resolution	1920x1200 pixels (FHD+)
Display Brightness	600 Nits Max
Display Refresh Rate	90 Hz
Rear Camera	Dual 64MP (64MP Main + 64MP Night Vision with 4 IR LEDs)
Front Camera	32 MP
Battery Capacity	24200 mAh
Charging	120W Fast Charging, 10W Reverse Charging
Ruggedness	IP68/IP69K, MIL-STD-810H Certified
Connectivity	5G, Wi-Fi 6E, Bluetooth, NFC, USB
Navigation	GPS, GLONASS, Beidou, Galileo, QZSS, NavIC
Dimensions (L x W x Th)	10.62" x 1.09" x 7.07"
Weight	1328g (2.9 pounds)

9. WARRANTY AND SUPPORT

The Ulefone Armor Pad 5 Pro comes with a 12-month manufacturer warranty in the US. For any product-related questions, technical assistance, or warranty claims, please contact Ulefone customer support.

You can typically find contact information on the official Ulefone website or through the retailer where you purchased the device.