

## Meta 0RW4014

# Ray-Ban Meta (Gen 2) Skyler Smart Glasses User Manual

Model: 0RW4014

## INTRODUCTION

Welcome to the Ray-Ban Meta (Gen 2) Skyler Smart Glasses. This manual provides essential information for setting up, operating, maintaining, and troubleshooting your new smart eyewear. These glasses integrate advanced AI technology with iconic Ray-Ban style, allowing you to capture photos and videos, listen to audio, make hands-free calls, and interact with Meta AI.

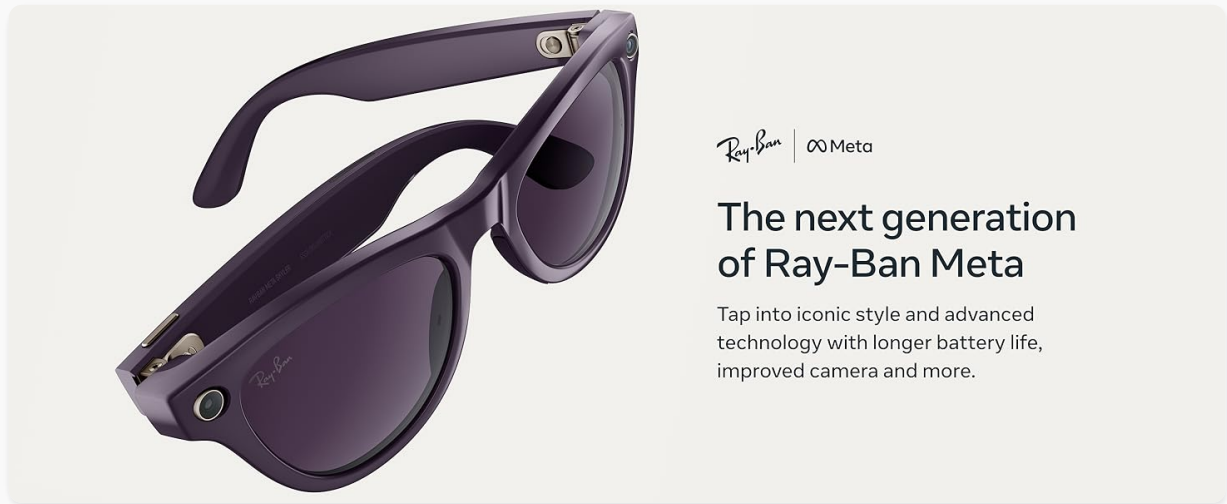


Image: The next generation of Ray-Ban Meta (Gen 2) Skyler Smart Glasses, showcasing their sleek design and advanced technology.

## SETUP

- Unboxing and Initial Charge:** Remove your Ray-Ban Meta glasses from their charging case. The case provides up to 48 hours of additional charge. Ensure the case is charged using the provided USB-C cable.
- App Installation:** Download the Meta View app on your smartphone. This app is essential for pairing your glasses, managing settings, and accessing captured media.
- Pairing:** Follow the on-screen instructions in the Meta View app to pair your glasses via Bluetooth.

Ensure your glasses are sufficiently charged during this process.

Your browser does not support the video tag.

Video: A demonstration of the Ray-Ban Meta Glasses in use, highlighting various features and user experience.

## OPERATING INSTRUCTIONS

### Power On/Off

To power on your glasses, simply remove them from the charging case. To power off, place them back in the case or use the power switch on the frame.

### Capturing Photos and Videos

The glasses feature a 12 MP ultra-wide camera for 3K Ultra HD video resolution. A detailed text description accompanying each image for users who cannot view it.

- **Voice Command:** Say "Hey Meta, take a photo" or "Hey Meta, take a video."
- **Capture Button:** Press the physical button on the frame to take a photo. Hold it down to start recording a video.

### In-depth look

Explore the design of our slim, lightweight frames.



Image: A man wearing Ray-Ban Meta glasses, demonstrating the voice command feature to capture video with improved 3K Ultra HD resolution.

### Audio Playback and Calls

Listen to music and take calls using the discreet open-ear speakers. The integrated microphones ensure clear communication, blocking 90% of wind and street noise.

- **Music Control:** Use the touchpad on the side of the glasses to play, pause, or adjust volume.
- **Answering Calls:** Tap the touchpad or use voice command to answer incoming calls.

## In-depth look

Explore the design of our slim, lightweight frames.



Image: A woman wearing Ray-Ban Meta glasses, enjoying music through the open-ear audio system without blocking ambient sounds.

## Meta AI and Translation

Engage with Meta AI for suggestions, answers, and reminders. The live translation feature allows for real-time conversation translation.

- **Activate Meta AI:** Say "Hey Meta" followed by your question or command.
- **Live Translation:** Utilize the live translation feature for real-time communication in supported languages (French, Italian, Spanish, English, German, Portuguese).




Image: A woman wearing Ray-Ban Meta glasses, demonstrating interaction with Meta AI for real-time suggestions, answers, and reminders.

## MAINTENANCE

### Cleaning

Regularly clean your glasses and lenses to maintain optimal performance and clarity. Use a soft, lint-free cloth, preferably the one provided with your glasses. For stubborn smudges, a specialized lens cleaning solution can be used.

### Battery Care

The glasses offer up to 8 hours of battery life with moderate use, and the charging case provides up to 48 additional hours. To prolong battery life:

- Store glasses in the charging case when not in use.

- Avoid extreme temperatures.
- Charge the case regularly.



Image: Ray-Ban Meta glasses resting in their stylish brown charging case, highlighting the extended battery life of up to 8 hours of use and 48 additional hours from the case.

### TROUBLESHOOTING

- **Glasses not turning on:** Ensure the glasses are properly seated in the charging case and the case itself is charged.
- **Pairing issues:** Restart your phone and glasses, then attempt pairing again through the Meta View app. Ensure Bluetooth is enabled on your phone.
- **Audio problems:** Check the volume levels on both your glasses and your connected device. Ensure no other Bluetooth audio devices are connected.
- **Camera not responding:** Verify that the glasses are powered on and have sufficient battery. Try restarting the glasses.

Your browser does not support the video tag.

Video: A user review discussing the functionality and features of the Ray-Ban Meta (Gen 2) Skyler glasses, including tips for optimal use.

### SPECIFICATIONS

Feature	Detail
Model Number	0RW4014
Product Dimensions	5.91 x 3.15 x 3.94 inches
Item Weight	1.87 ounces
Camera	12 MP Ultra-Wide, 3K Ultra HD Video
Battery Life (Glasses)	Up to 8 hours (moderate use)
Battery Life (Charging Case)	Up to 48 additional hours
Manufacturer	EssilorLuxottica

## LENS TYPES

---

The Ray-Ban Meta Skyler glasses are available with various lens options to suit different needs and preferences:

- **Sun Lenses:** Provide advanced eye protection in bright conditions with 100% UVA and UVB protection.
- **Clear Lenses:** Designed to improve visual comfort by filtering blue light from digital screens, indoor fluorescent lights, and even sun rays.
- **Transitions® Lenses:** Seamlessly adapt to changing light conditions, going from fully clear or slightly tinted indoors to fully dark outdoors.
- **Polarized Lenses:** Intercept reflections and reduce glare for better contrast and improved clarity, with 100% UVA and UVB protection.

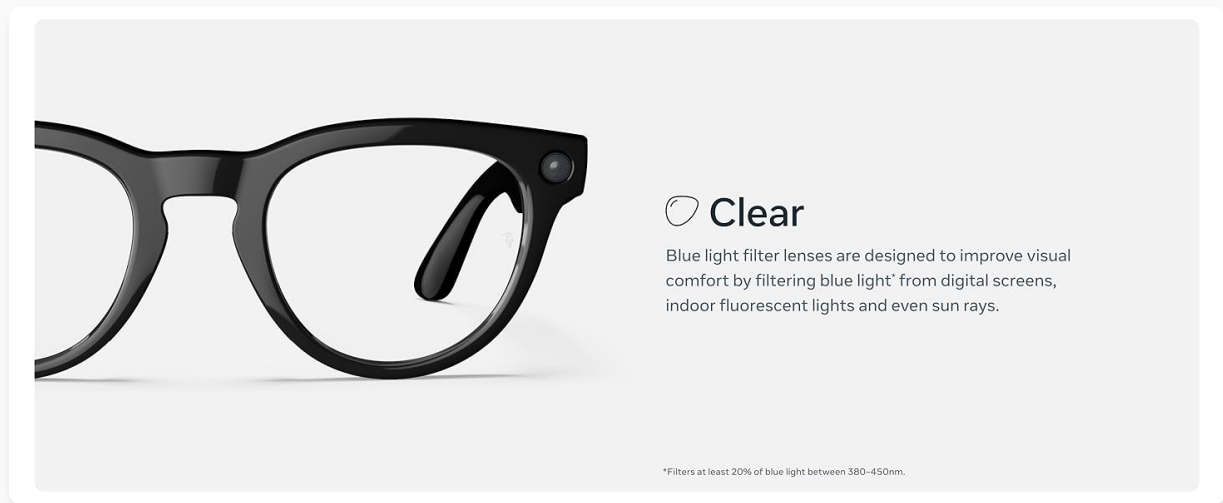


Image: An overview of the different lens types available for Ray-Ban Meta glasses, including sun, clear, Transitions®, and polarized options.


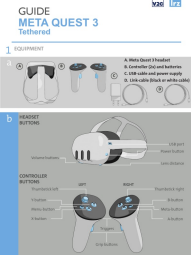




## WARRANTY AND SUPPORT

---

For warranty information and customer support, please refer to the official Meta website or contact their customer service directly. Keep your proof of purchase for any warranty claims.

---

© 2025 Meta. All rights reserved.

	<p><a href="#">Meta Quest 3 VR Headset Setup and Maintenance Guide</a></p> <p>A comprehensive guide on how to set up, pair, and maintain your Meta Quest 3 VR headset and controllers. Learn about proper fitting, charging, and cleaning to ensure the best user experience.</p>
	<p><a href="#">Meta Quest 3 Tethered VR Headset Setup Guide</a></p> <p>Comprehensive setup guide for the Meta Quest 3 tethered VR headset, covering equipment, software, hardware, VR space, room setup, workstation configuration, demo procedures, and troubleshooting.</p>
	<p><a href="#">Meta Quest 3 Manual: Setup, Features, and Safety Guide</a></p> <p>Comprehensive guide to setting up, adjusting, pairing, and maintaining your Meta Quest 3 VR headset. Includes troubleshooting tips and LED indicator information.</p>
	<p><a href="#">Meta Quest 3 VR Headset Troubleshooting Guide</a></p> <p>A comprehensive guide to troubleshooting common issues with the Meta Quest 3 VR headset, including power management, controller operation, and general VR performance. Version 1.0.</p>
	<p><a href="#">Meta Llama Responsible Use Guide: Best Practices for AI Development</a></p> <p>A comprehensive guide from Meta on responsible AI development using large language models like Meta Llama and Code Llama, covering safety, ethics, and best practices for developers.</p>
	<p><a href="#">Meta Quest 3S Headset and Touch Plus Controllers Quick Start Guide</a></p> <p>A guide to adjusting the Meta Quest 3S headset strap and understanding the features of the headset and Touch Plus controllers.</p>