

## Marley EM-DE041

# House of Marley Trenchtown ANC Wireless Earbuds

Model: EM-DE041

## INTRODUCTION

Welcome to your House of Marley Trenchtown ANC Wireless Earbuds. These earbuds are designed to provide an immersive audio experience with adaptive noise cancelling, multi-mic clarity for calls, and a comfortable, secure fit. Crafted from sustainable materials like renewable bamboo and recycled plastics, they offer both style and environmental consciousness. This manual will guide you through the setup, operation, and maintenance of your earbuds.

## WHAT'S IN THE BOX

- Trenchtown ANC earbuds
- Charging case
- Charging cable
- Ear tips (sizes S, M, L)
- Quick start guide

## SETUP

### 1. Charging the Earbuds and Case

Before first use, fully charge your Trenchtown ANC earbuds and their charging case.

1. Place the earbuds into the charging case.
2. Connect the charging cable to the charging case and a USB power source.
3. The indicator lights on the case will show charging status. A full charge takes approximately 6 hours for the case and earbuds combined.

# *All day* listening

Up to 24 hours  
of playtime with  
charge case



Image: Trenchtown ANC earbuds in their charging case. The case provides additional charges for up to 24 hours of total playtime.

## **2. Pairing with a Bluetooth Device**

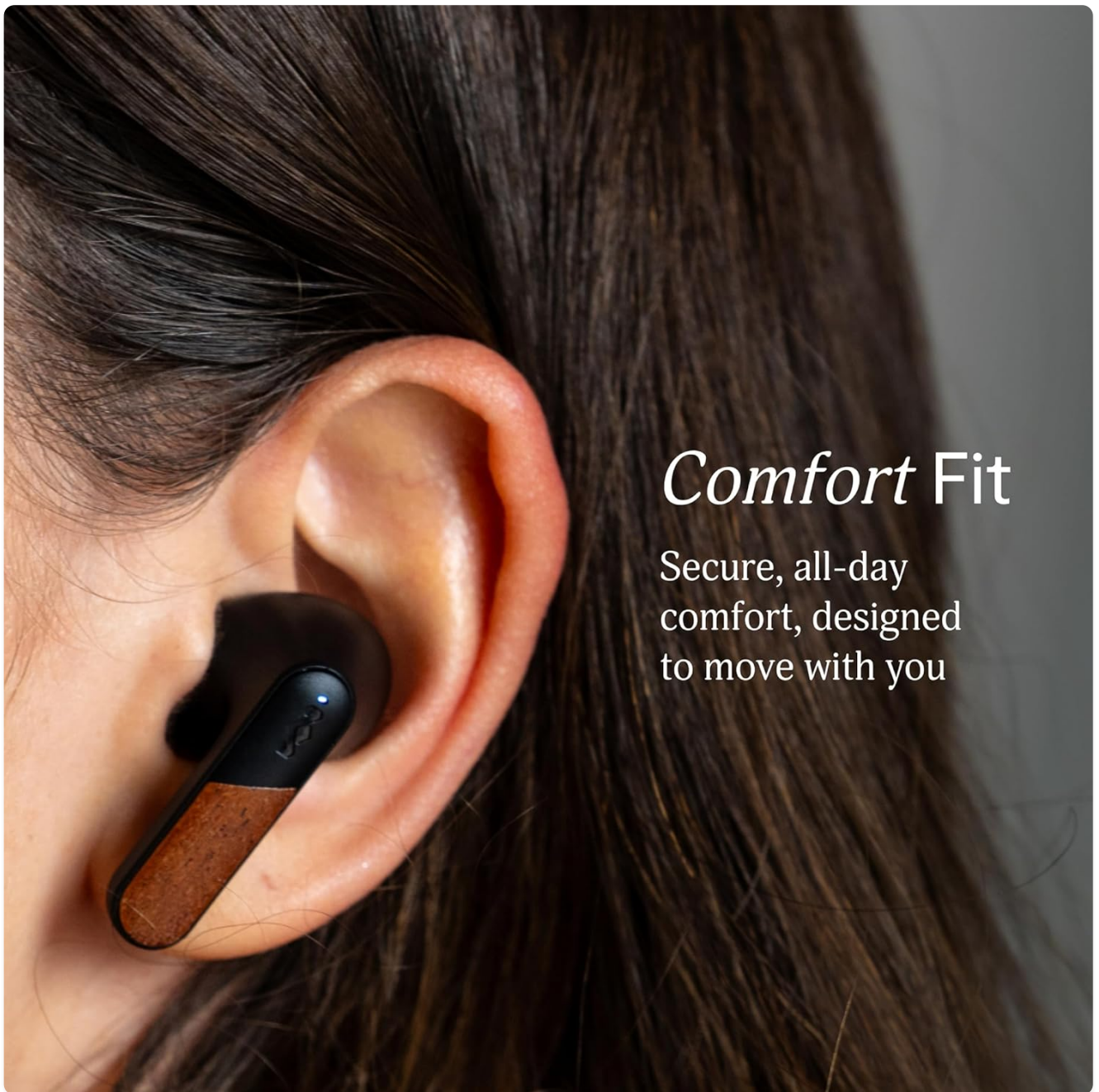
Your earbuds use Bluetooth 5.0 for wireless connectivity.

1. Open the charging case. The earbuds will automatically enter pairing mode.
2. On your device (smartphone, laptop, tablet), go to Bluetooth settings and enable Bluetooth.
3. Select "Trenchtown ANC" from the list of available devices.
4. Once connected, you will hear an audio prompt, and the indicator lights on the earbuds will confirm successful pairing.

## **3. Achieving a Comfortable Fit**

A proper fit is crucial for sound quality and noise cancellation.

- Experiment with the included ear tips (S, M, L) to find the size that provides a secure and comfortable seal in your ear canal.
- Gently insert each earbud into your ear and twist slightly to ensure a snug fit.



## *Comfort Fit*

Secure, all-day  
comfort, designed  
to move with you

Image: A Trenchtown ANC earbud correctly placed in an ear, highlighting the ergonomic design for secure, all-day comfort.

## **OPERATING YOUR EARBUDS**

---

### **Touch Controls**

The Trenchtown ANC earbuds feature intuitive touch controls for managing music, calls, and voice assistants. Specific tap functions are detailed in the quick start guide.



# *Touch* Control

Tap, talk and take  
control with  
hands-free access  
to music and calls

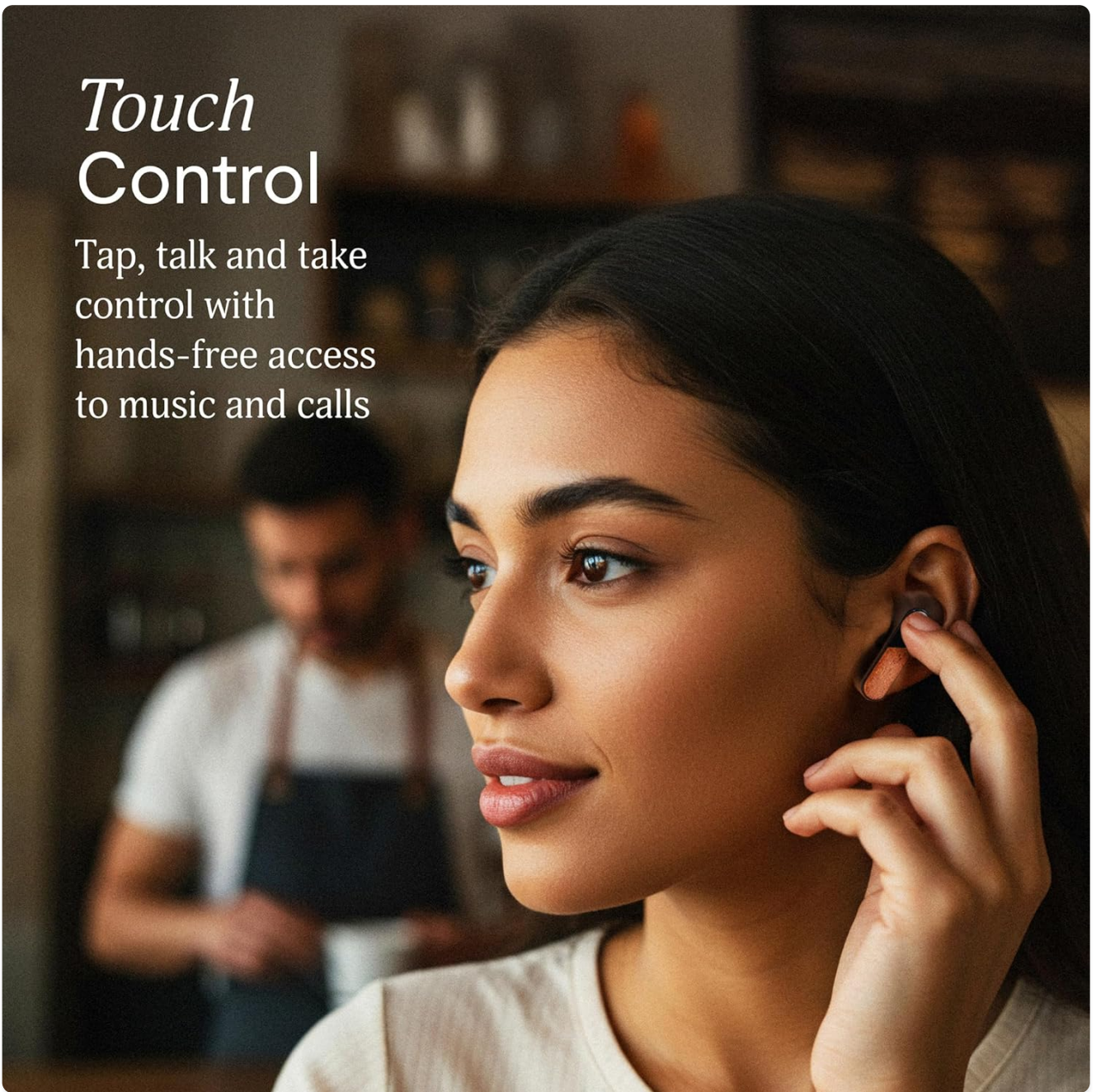
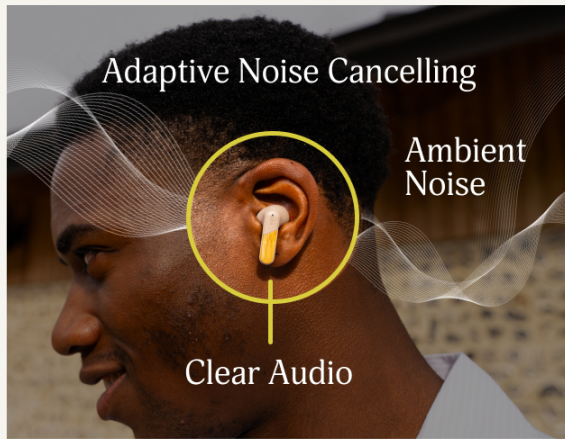


Image: A user interacting with the touch-sensitive surface of a Trenchtown ANC earbud to control functions.

## **Adaptive Noise Cancelling (ANC)**

The adaptive hybrid ANC technology continuously monitors and blocks out distractions. It intelligently adjusts to your environment for an immersive listening experience.



## Silence distractions, *hear what matters*

Our adaptive hybrid Active Noise Cancelling (ANC) technology uses internal and external microphones to continuously monitor and block out distractions in real time. Whether you're commuting, working, or winding down, it intelligently adjusts to your environment for truly immersive sound. Need to take a call? Multi-mic noise reduction ensures your voice stays clear and focused, even in noisy settings. With noise cancelling earbuds like these, it's just you, your sound, and your rhythm.

Image: Visual representation of Adaptive Noise Cancelling technology, demonstrating how external ambient noise is reduced for clearer audio.

### Multi-Mic Clarity for Calls

An advanced multi-microphone array ensures your voice is heard clearly during calls, even in noisy environments. This feature helps to isolate your voice from background sounds.

### Battery Life

The earbuds provide 6 hours of playtime on a single charge, with an additional 18 hours available from the charging case, totaling up to 24 hours. A quick-charge feature allows for hours of listening in minutes.

### Water Resistance

With an IPX5 rating, your earbuds are resistant to sweat and water splashes, making them suitable for workouts and outdoor activities. They are not designed for submersion.



# IPX5 *Water & Sweat Resistant*

Uncompromising  
performance,  
rain. sweat or shine



Image: A person exercising outdoors while wearing Trenchtown ANC earbuds, demonstrating their IPX5 water and sweat resistant capabilities.

## MAINTENANCE

---

To ensure the longevity and optimal performance of your Trenchtown ANC earbuds, follow these maintenance guidelines:

- **Cleaning:** Regularly clean the earbuds and charging case with a soft, dry, lint-free cloth. Avoid using abrasive materials or harsh chemicals.
- **Ear Tips:** Remove the ear tips periodically and clean them with a mild soap solution and water. Ensure they are completely dry before reattaching.
- **Charging Contacts:** If you experience charging issues, gently clean the charging contacts on both the earbuds and the case with a dry cotton swab.
- **Storage:** When not in use, store the earbuds in their charging case to protect them from dust and damage. Avoid exposing them to extreme temperatures or direct sunlight.
- **Water Exposure:** While IPX5 rated, avoid prolonged exposure to water. If they get wet, dry them thoroughly.

before placing them back in the charging case or using them.

## TROUBLESHOOTING

If you encounter issues with your earbuds, try the following troubleshooting steps:

- **No Sound/Poor Sound Quality:**
  - Ensure earbuds are charged and connected to your device.
  - Check the volume level on both your device and the earbuds.
  - Clean any debris from the earbud nozzles and ear tips.
  - Try re-pairing the earbuds with your device.
- **Earbuds Not Pairing:**
  - Ensure Bluetooth is enabled on your device and the earbuds are in pairing mode.
  - Turn off Bluetooth on other nearby devices that might be trying to connect.
  - Forget the earbuds from your device's Bluetooth list and try pairing again.
  - Ensure earbuds are charged.
- **Charging Issues:**
  - Verify the charging cable is securely connected to both the case and the power source.
  - Ensure the charging contacts on the earbuds and case are clean and free of obstruction.
  - Try a different charging cable or power adapter.
- **Adaptive Noise Cancelling Not Working:**
  - Ensure the earbuds have a proper seal in your ears. Adjust ear tips if necessary.
  - Check if ANC is enabled via touch controls (refer to quick start guide for specific gestures).

If these steps do not resolve the issue, please refer to the support section for further assistance.

## SPECIFICATIONS

Model Name	Trenchtown ANC Wireless Earbuds
Model Number	EM-DE041
Connectivity Technology	Wireless (Bluetooth)
Bluetooth Version	5.0
Noise Control Features	Adaptive Noise Cancelling
Battery Life (Earbuds)	6 Hours
Total Playtime (with Case)	Up to 24 Hours
Charging Time	6 Hours (for case and earbuds)
Water Resistance Level	IPX5 (Water Resistant)
Control Method	Touch, Voice

Material	Bamboo, Recycled Plastics
Ear Placement	In Ear
Compatible Devices	Smartphones, Laptops, Tablets, Smart Speakers, Televisions
Manufacturer	FKA Brands
UPC	846885011843

## WARRANTY AND SUPPORT

For warranty information and customer support, please refer to the documentation included with your product or visit the official House of Marley website. You may also contact the manufacturer, FKA Brands, for assistance.

**Manufacturer:** FKA Brands

**Brand:** Marley