

LIGE EF18-A

LIGE EF18-A Smart Watch User Manual

Model: EF18-A | Brand: LIGE

1. INTRODUCTION

This manual provides comprehensive instructions for the setup, operation, and maintenance of your LIGE EF18-A Smart Watch. Please read this manual thoroughly before using the device to ensure proper function and longevity.

2. PACKAGE CONTENTS

Verify that all items are present in the package:

- LIGE EF18-A Smart Watch (with 1 stainless steel band)
- 2 Silicone Straps
- USB Charging Cable
- Type-C Charging Cable
- Watchband Tool
- User Manual



Image: LIGE EF18-A Smart Watch with stainless steel band, two silicone straps, and charging cables.

Size&Package List



Image: Diagram illustrating the contents of the LIGE EF18-A Smart Watch package, including the watch, three straps, two charging cables, and the user manual.

3. SETUP

3.1 Charging the Device

Before first use, fully charge the smart watch. Connect the magnetic charging cable to the charging points on the back of the watch and the USB/Type-C end to a power adapter (not included) or a computer's USB port. A full charge typically takes approximately 2.5 hours.



Image: The LIGE EF18-A Smart Watch connected to both USB and Type-C charging cables, illustrating the charging process.

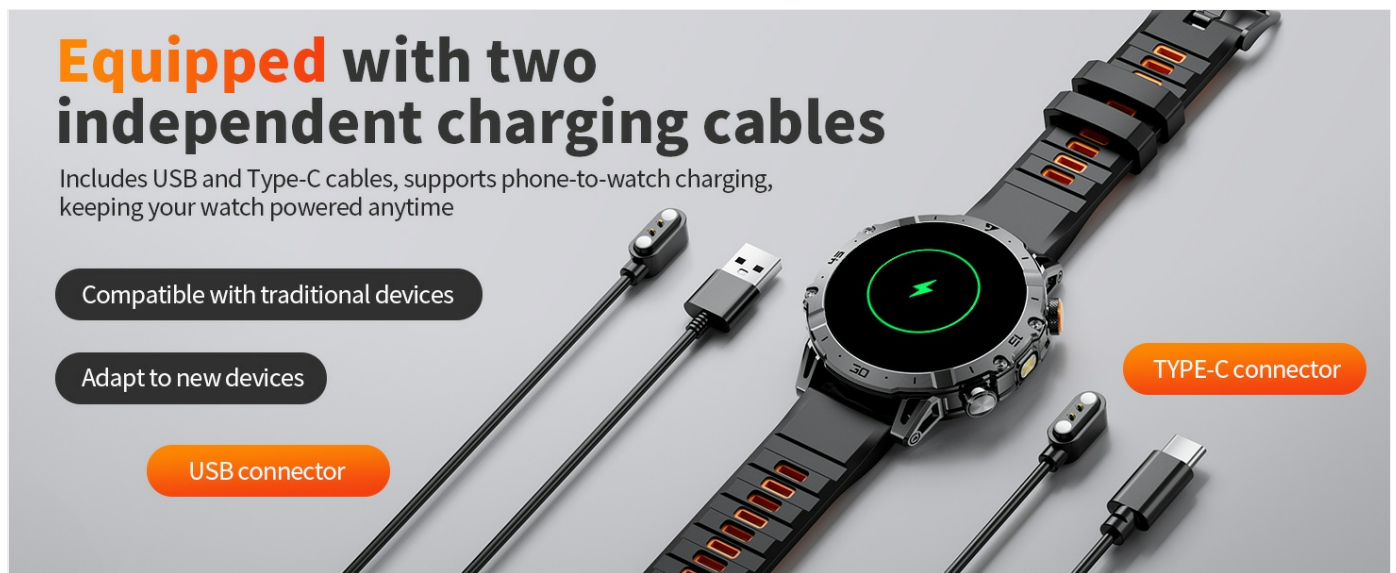


Image: The LIGE EF18-A Smart Watch being charged, highlighting the inclusion of both USB and Type-C charging cables for compatibility.

3.2 App Installation and Pairing

To unlock the full functionality of your smart watch, download and install the "FitCloudPro" app on your smartphone.

1. **Download App:** Search for "FitCloudPro" in the Apple App Store (for iOS devices) or Google Play Store (for Android devices) and install it.
2. **Enable Bluetooth:** Ensure Bluetooth is enabled on your smartphone.
3. **Open App & Pair:** Open the FitCloudPro app, navigate to the device section, and search for "EF18". Select it to initiate the pairing process.
4. **Confirm Pairing:** Follow the on-screen prompts on both your phone and watch to confirm the Bluetooth pairing.
5. **Grant Permissions:** Allow necessary permissions for notifications, health data access, and other features as requested by the app.

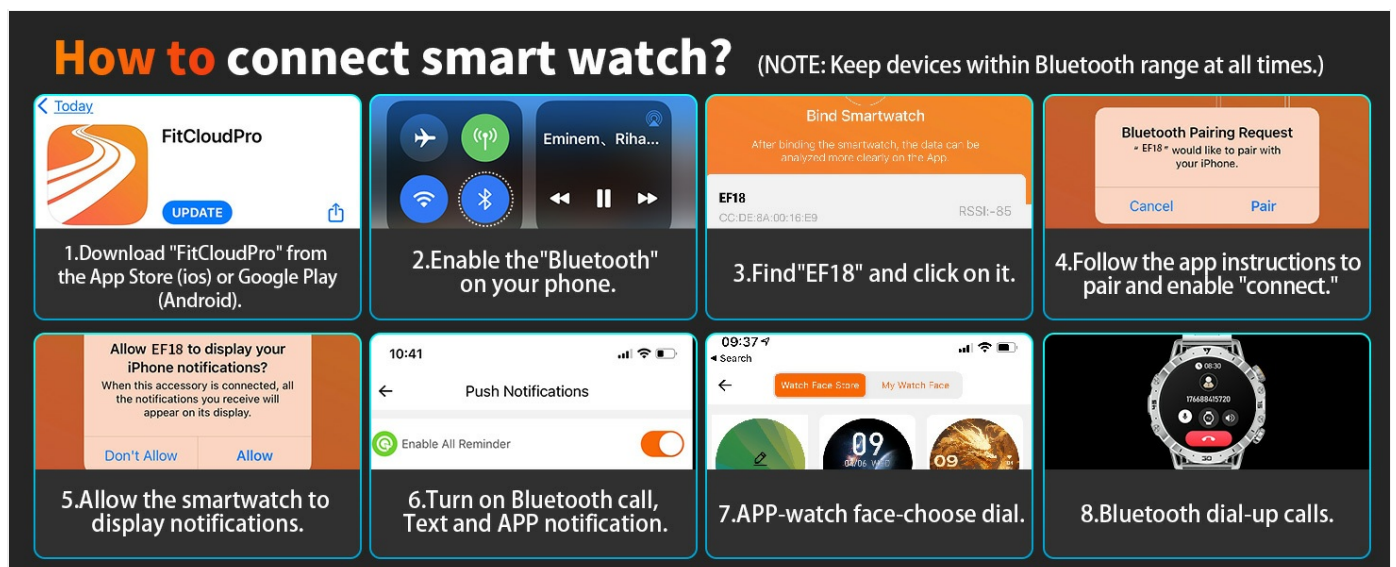


Image: Visual guide demonstrating the steps to connect the LIGE EF18-A Smart Watch to a smartphone using the FitCloudPro application, including app download, Bluetooth pairing, and notification settings.

3.3 Strap Installation/Replacement

The LIGE EF18-A Smart Watch comes with three interchangeable straps: one stainless steel and two silicone. Use the provided watchband tool to easily change straps in approximately one minute.

1. **Remove Current Strap:** Locate the quick-release pins on the underside of the watch where the strap connects. Use

the tool to depress the pin and gently pull the strap away from the watch body.

2. **Attach New Strap:** Insert one end of the new strap's pin into the lug hole on the watch. Depress the quick-release pin and align the other end with the opposite lug hole. Release the pin to secure the strap. Gently tug on the strap to ensure it is properly locked in place.

4. OPERATING INSTRUCTIONS

4.1 Basic Navigation

- **Touch Screen:** Swipe left/right, up/down to navigate through menus and features. Tap to select.
- **Side Buttons:** The watch features side buttons for quick access to functions or to return to the home screen. Refer to the watch's interface for specific button assignments.



Image: The LIGE EF18-A Smart Watch displaying its 1.7-inch Ultra HD touch screen with multiple personalized watch faces, demonstrating the visual clarity and customization options.

4.2 Communication Features

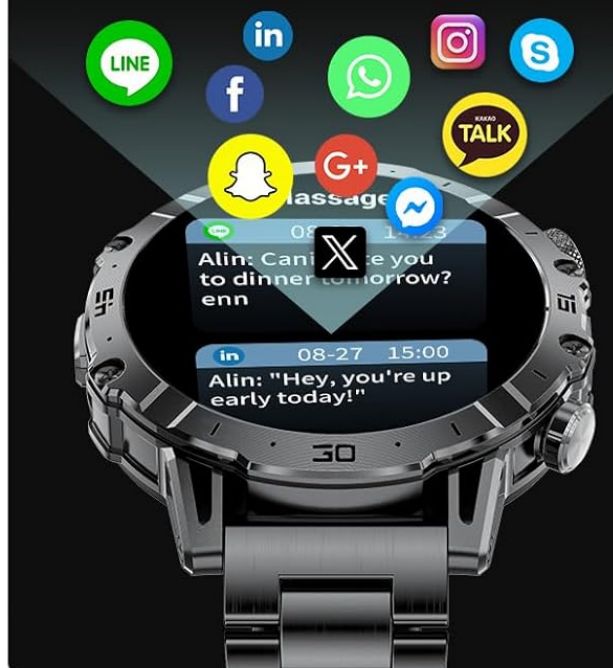
- **Bluetooth Calling:** Once paired with your smartphone, you can answer, make, or end calls directly from the watch. The watch is equipped with a 60dB speaker and noise-cancelling microphone for clear audio.
- **Message Alerts:** Receive notifications from SMS, Facebook, WhatsApp, Twitter, TikTok, and other applications directly on your watch. This feature can be toggled on or off in the FitCloudPro app.
- **Voice Assistant:** Activate the voice assistant feature to control your phone or get information hands-free.

Answer/ Make Call

Receive and make calls from the bluetooth smart watch



Smart Notification



Voice Assistant

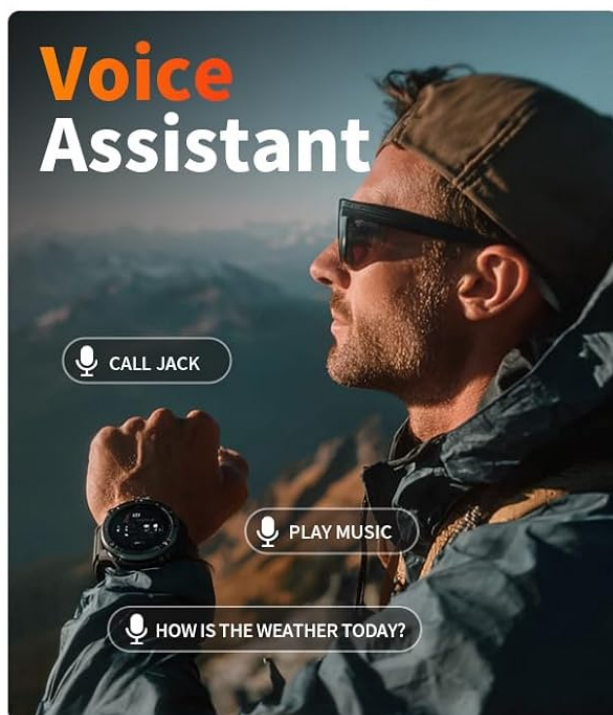


Image: The LIGE EF18-A Smart Watch displaying an incoming call interface and various social media notification icons, illustrating its Bluetooth calling and message alert capabilities.



Image: A comprehensive view of the LIGE EF18-A Smart Watch's communication features, including Bluetooth calling, voice assistant interaction, and message notifications from various apps.

4.3 Flashlight Function

The watch is equipped with a powerful side-mounted LED flashlight, offering a lighting range of 6-8 meters. This feature is useful for outdoor activities, power outages, or locating items in low light conditions. It can also function as a signal light in emergencies.

Powerful LED Flashlight

Your Light, Always Within Reach.



Outdoor activities at night



Power outage



Finding Things



High Light Mode

Image: The LIGE EF18-A Smart Watch with its integrated flashlight illuminated, demonstrating its utility in various low-light scenarios such as outdoor activities, power outages, and finding objects.



Image: The LIGE EF18-A Smart Watch highlighting its super bright flashlight feature, useful for night runs, camping, emergencies, and general outdoor adventures.

4.4 Customization and Utilities

- **Watch Faces:** Choose from over 200 online watch faces or upload your own images via the FitCloudPro app to personalize your device.
- **Music Control:** Control music playback on your connected smartphone (play, pause, skip tracks).
- **Camera Control:** Use the watch as a remote shutter for your smartphone camera.
- **Weather Forecast:** View current weather conditions and forecasts.
- **Find Phone:** Locate your misplaced smartphone by triggering an alert sound from the watch.
- **Alarm Clock, Stopwatch, Timer, Calculator:** Access these utility functions directly from the watch.
- **Sedentary & Water Reminders:** Set reminders to move or drink water throughout the day.
- **Breathing Training:** Guided breathing exercises for relaxation.

200+ Exquisite online UI



Remote photography



Stopwatch



Calculator



AI Assistant



Music control



Weather forecast



Image: The LIGE EF18-A Smart Watch showcasing a selection of its 200+ online watch faces and various utility functions like remote photography, stopwatch, calculator, AI assistant, music control, and weather forecast.



Image: The LIGE EF18-A Smart Watch highlighting its extensive collection of over 200 personalized watch faces, allowing users to customize the display to match their style.



Image: The LIGE EF18-A Smart Watch showcasing a range of smart features including weather updates, mobile phone search, remote photo taking, a calculator, water drinking reminders, and breathing training exercises.

5. HEALTH MONITORING

The LIGE EF18-A Smart Watch is equipped with high-precision sensors for continuous health monitoring.

- **Heart Rate Monitoring:** Tracks your heart rate 24/7, providing real-time data and historical trends in the FitCloudPro app.
- **Blood Oxygen (SpO2) Monitoring:** Measures your blood oxygen saturation levels to help you understand your physical condition.
- **Sleep Tracking:** Analyzes your sleep patterns, including deep sleep, light sleep, and awake times, to help improve sleep quality.
- **Activity Tracking:** Automatically records steps, calories burned, and distance traveled.

Smart Health Monitoring

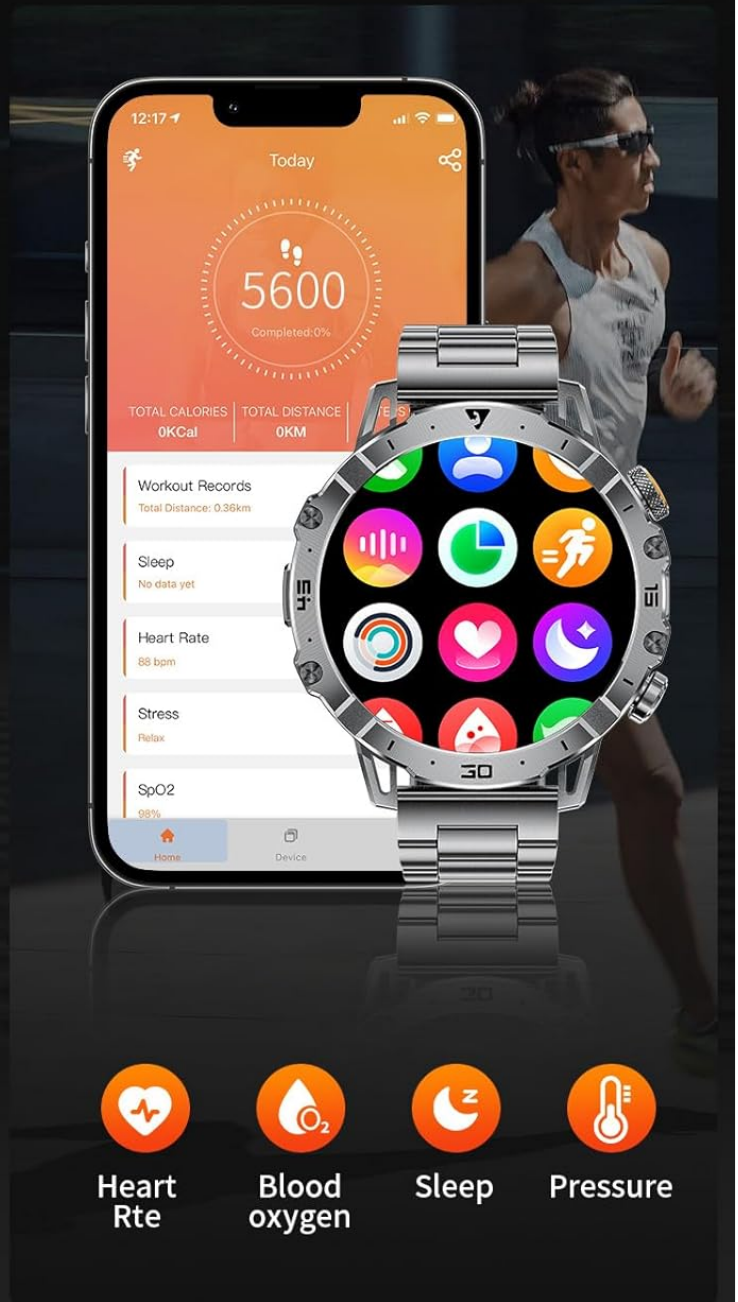


Image: The LIGE EF18-A Smart Watch showing its smart health monitoring capabilities, including real-time heart rate, blood oxygen levels, and detailed sleep tracking data.



Image: The LIGE EF18-A Smart Watch illustrating its comprehensive health monitoring and fitness management features, including heart rate, blood oxygen, sleep, and activity tracking.

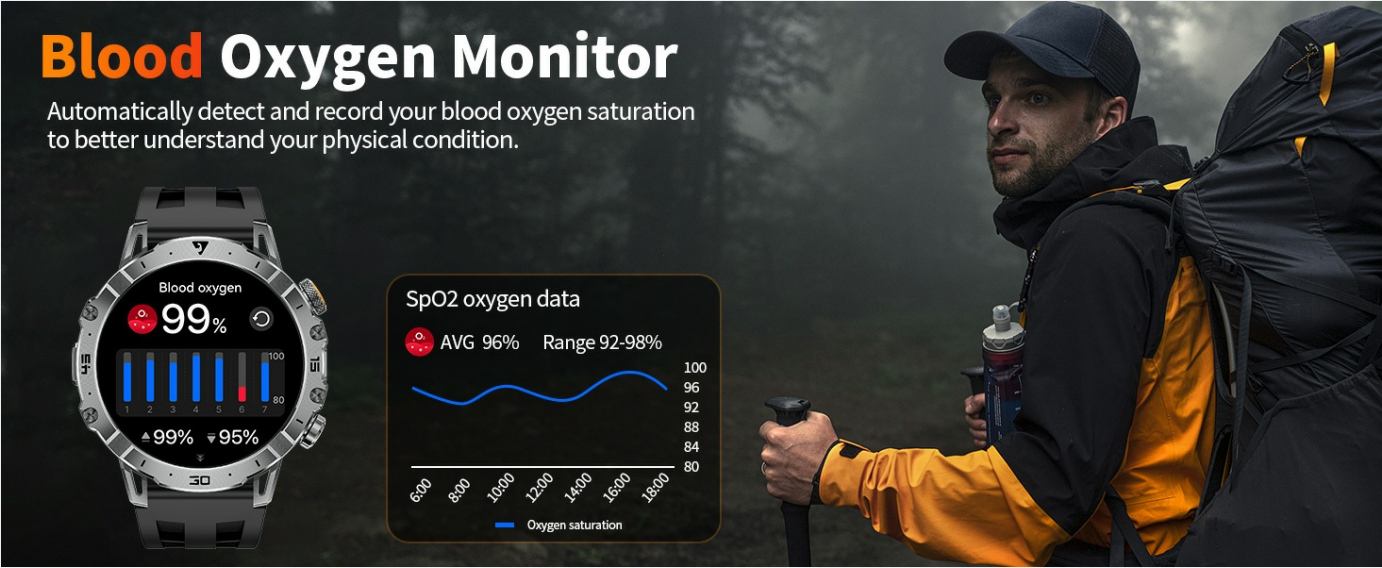


Image: The LIGE EF18-A Smart Watch displaying its blood oxygen monitoring function, showing SpO2 data and trends to help users understand their physical condition.



Image: The LIGE EF18-A Smart Watch demonstrating its sleep quality tracking feature, showing bedtime, wake-up time, and duration of deep sleep, light sleep, awake, and REM stages.

6. SPORTS MODES

The smart watch offers over 100 workout modes, including running, cycling, walking, hiking, fitness, yoga, and HIIT. It accurately tracks steps, heart rate, workout time, and calories burned during your activities. All fitness data is stored in the FitCloudPro app for analysis and progress tracking.

114 Sports Modes

14500 Steps

148 Kcal

122 BPM

10.21 KM



Exercise record

- 532 Kcal
18:22
- 3.86 Km
08/19
- 3.86 Km
04/25



Stationary State

Walking

Running

Cycling

Elliptical Trainer

Rowing Machine

Image: The LIGE EF18-A Smart Watch showcasing its 114 sports modes, with an example of exercise record display including duration, distance, and calories burned, alongside a cyclist.

110+ Sports Modes

Including 110 sports modes such as cycling, running, mountaineering, etc., data monitoring during exercise helps you better achieve your goals and observe changes in your body

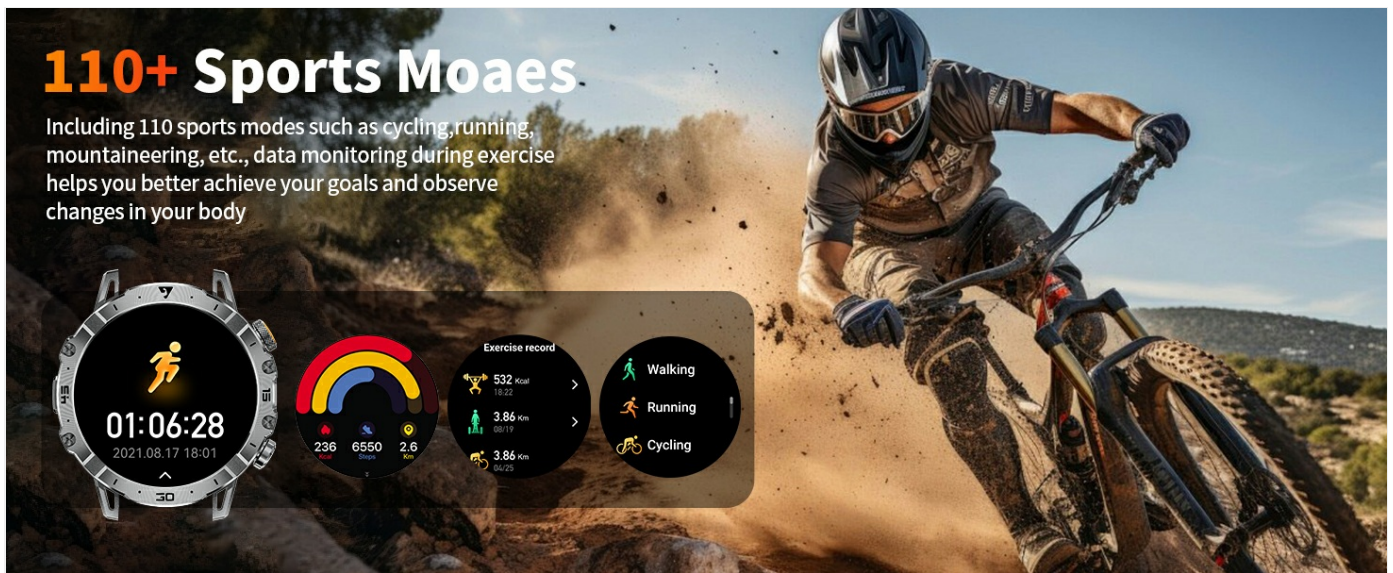


Image: The LIGE EF18-A Smart Watch highlighting its 110+ sports modes, including cycling, running, and mountaineering, with data monitoring during exercise to help achieve fitness goals.

7. MAINTENANCE

- **Cleaning:** Regularly clean the watch screen and straps with a soft, dry cloth. For silicone straps, a mild soap and water solution can be used, followed by thorough rinsing and drying.
- **Water Resistance:** The watch is 5ATM waterproof, suitable for swimming and showering. Avoid hot water, steam, or prolonged submersion in deep water. Do not operate buttons underwater.
- **Battery Care:** To prolong battery life, avoid extreme temperatures. Charge the watch fully before long periods of inactivity.

8. TROUBLESHOOTING

Issue	Possible Solution
Watch not turning on	Ensure the watch is fully charged. Connect to the charger for at least 30 minutes.
Unable to pair with phone	Ensure Bluetooth is enabled on your phone. Make sure the watch is within Bluetooth range. Restart both the watch and your phone. Clear Bluetooth cache on your phone (Android). Forget the device in your phone's Bluetooth settings and try pairing again.
Notifications not appearing	Check app permissions in FitCloudPro and your phone's settings. Ensure the FitCloudPro app is running in the background. Verify that notification access is granted to the app.
Inaccurate health data	Ensure the watch is worn snugly on your wrist, not too loose or too tight. Clean the sensor on the back of the watch.
Short battery life	Reduce screen brightness, disable continuous heart rate monitoring if not needed, and limit frequent notifications.


9. SPECIFICATIONS

Feature	Detail
Model Number	EF18-A
Screen Size	1.7 Inches Ultra HD IPS (360x360 resolution)
Battery Capacity	1000 mAh
Charging Time	Approx. 2.5 hours
Water Resistance	5ATM
Connectivity	Bluetooth 5.0
Operating System	Android (compatible with Android 5.1 & above), iOS (compatible with iOS 9.0 & above)
Memory Storage Capacity	256 MB
Special Features	Built-in Flashlight, 111+ Sports Modes, Heart Rate Monitor, Blood Oxygen Monitor, Sleep Monitor, Bluetooth Call & Notifications, Multiple Watch Straps Included
Product Dimensions	10 x 1.97 x 0.98 inches
Item Weight	0.035 ounces (approx. 1 gram)

1.7" Large HD Touch Screen

Metal Case for Extra Durability


Other Smartwatches



1.3"

The display is small


Our Smartwatches



1.7"

Fits perfectly on your wrist

Other Smartwatches



1.9"

The display is big




Image: A visual comparison highlighting the 1.7-inch screen size of the LIGE EF18-A Smart Watch against smaller (1.3") and larger (1.9") smartwatches, emphasizing its balanced display size.

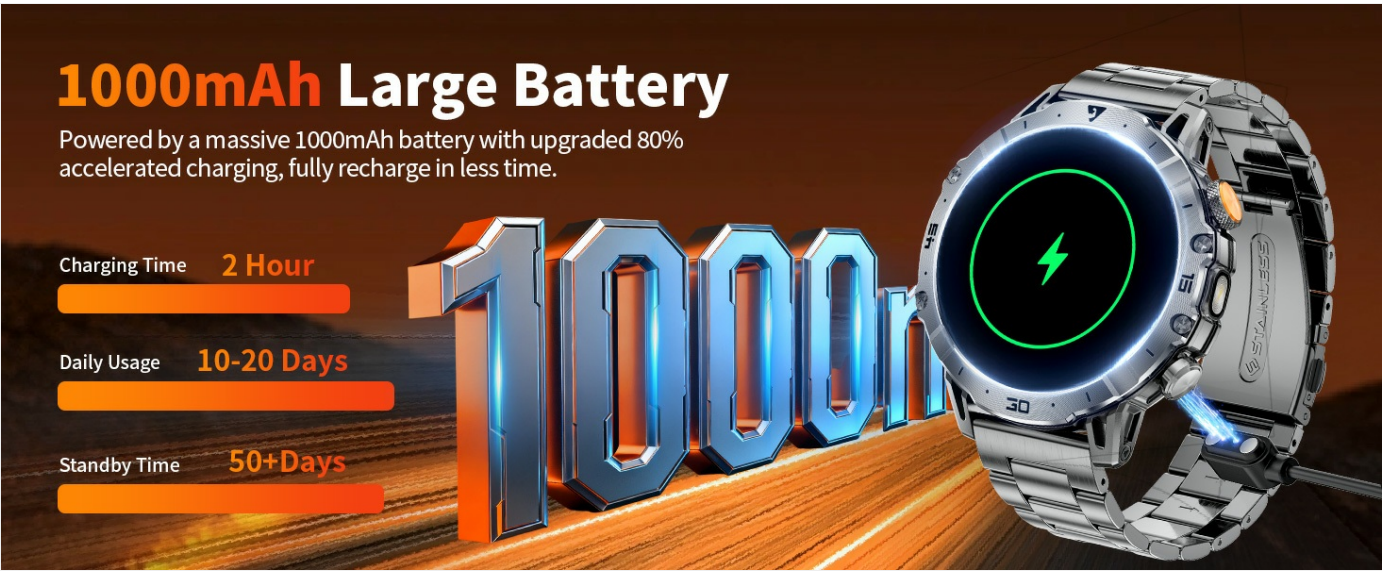


Image: Details about the LIGE EF18-A Smart Watch's 1000mAh large battery, including charging time (2 hours), daily usage (10-20 days), and standby time (50+ days).

10. WARRANTY AND SUPPORT

LIGE provides a 365-day after-sales service for the EF18-A Smart Watch. If you encounter any issues or have questions, please contact customer support for assistance. A satisfactory response will be provided within 24 hours. For support, please refer to the contact information provided with your purchase or visit the official LIGE website.





11. COMPATIBILITY

The LIGE EF18-A Smart Watch is compatible with smartphones running Android 5.1 and above, and iOS 9.0 and above. Ensure your device meets these requirements for optimal performance and connectivity with the FitCloudPro app.




Related Documents - EF18-A

	<p>LIGE Sports Smart Watch User Manual</p> <p>User manual for the LIGE Sports Smart Watch, detailing setup, pairing with the FitCloudPro app, watch functions like step counting, heart rate monitoring, sleep tracking, weather, music control, and message notifications. Includes app features such as data synchronization and customizable watch faces.</p>
	<p>LIGE Smartwatch User Manual and Product Information</p> <p>Comprehensive guide for the LIGE Smartwatch, covering setup, features, and support information. Learn how to adjust your strap and access tutorials.</p>

 <p>1. Product parameters a. Compatible mobile phone system: Android 4.0/IOS 8.0 or higher b. Main control screen size: 1.5 inch c. Screen: 1.5 inch TFT Round Screen Resolution: 300*300</p> <p>2. Operating instructions</p> <p>3. Button operation</p> <table border="1"><thead><tr><th>Function</th><th>Operation</th></tr></thead><tbody><tr><td>Power button: power on/off long press for 5 seconds</td><td>power on/off</td></tr><tr><td>Power button: short press</td><td>Enter the main interface</td></tr><tr><td>Power button: short press</td><td>Return to the main interface</td></tr><tr><td>Power button: short press</td><td>Power on/off long press for 5 seconds</td></tr><tr><td>Power button: short press</td><td>Power on/off long press for 5 seconds</td></tr></tbody></table>	Function	Operation	Power button: power on/off long press for 5 seconds	power on/off	Power button: short press	Enter the main interface	Power button: short press	Return to the main interface	Power button: short press	Power on/off long press for 5 seconds	Power button: short press	Power on/off long press for 5 seconds	<p>LIGE Smartwatch User Manual: Features, Operation, and Troubleshooting</p> <p>A comprehensive guide to operating your LIGE smartwatch, covering product specifications, button and screen controls, app connection, health monitoring features, and frequently asked questions.</p>
Function	Operation												
Power button: power on/off long press for 5 seconds	power on/off												
Power button: short press	Enter the main interface												
Power button: short press	Return to the main interface												
Power button: short press	Power on/off long press for 5 seconds												
Power button: short press	Power on/off long press for 5 seconds												
	<p>LIGE Smart Watch User Manual and Guide</p> <p>Official user manual for the LIGE Smart Watch, providing instructions on setup, features, health tracking, fitness modes, and connectivity for Android and iOS devices.</p>												
	<p>ST1 Smartwatch: Features, Setup, and User Guide</p> <p>Comprehensive guide to the ST1 smartwatch, covering setup, pairing, features like heart rate monitoring, step tracking, training, sleep, notifications, and Bluetooth call functionality. Includes troubleshooting and app download instructions.</p>												
	<p>LIGE Men's Smart Watch 189 (I9) - User Manual & Features</p> <p>Comprehensive user guide for the LIGE Men's Luxury Smart Watch 189 (I9). Covers features like full circle touch screen, Bluetooth calls, waterproof design, fitness tracking, and compatibility with Android/iOS.</p>												

Documents - LIGE – EF18-A




[\[pdf\]](#) User Manual

TIPI EXTENSION PRS Manual Køb Robens Tipi Extension Prs Telt 5709388127495 963297e6 ef18 4a50 8eb0 3d42dcb4bf95 robens de Files Images Productimages |||

TIPI EXTENSION PRS GB Congratulations on your new Robens extension, designed and created to accompany you out into the great outdoors DE Wir beglückwünschen Sie zum Kauf Ihres neuen Robens Vordaches und wünschen Ihnen, dass Sie hiermit viele schne Touren machen werden DK Tillykke med din nye Roben...

lang:en score:17 filesize: 408.22 K page_count: 2 document date: 2022-08-16



[\[pdf\]](#) Instructions

MSZ EF18 50 VE2 S B W Operation JG79A844H02 09 14 enter mehvac s3 amazonaws DAMRoot

Original 10006 |||

SPLIT-TYPE AIR CONDITIONERS INDOOR UNIT MSZ-EF18VE2W MSZ-EF22VE2W MSZ-EF25VE2W MSZ-EF35VE2W MSZ-EF42VE2W MSZ-EF50VE2W MSZ-EF18VE2B MSZ-EF22VE2B MSZ-EF25VE2B MSZ-EF35VE2B MSZ-EF42VE2B MSZ-EF50VE2B MSZ-EF18VE2S MSZ-EF22VE2S MSZ-EF25VE2S MSZ-EF35VE2S MSZ-EF42VE2S MSZ-EF50VE2S English is original. bers... lang:it **score:11** filesize: 15.29 M page_count: 124 document date: 2014-09-18

[\[pdf\]](#)

Untitled SUIVEZ VOS COMMANDES OBTENEZ LA DISPO PRODUIT ATTENTION A l installation une zone dégagée de 15 cm minimum doit impérativement être EB2021 RA XX Toutes Laques 1 286 françaises guides etc Tarif France 2020 bd 2 s7d2 scene7 is content kohlerUGC JacobDelafon Drupal fr files

TARIF 2020 Contacts Pour un suivi de commande, une disponibilit produit : Service Clients Distributeurs Lundi au jeudi 9h00-12h00 / 14h00-17h30 Vendredi 9h00-12h00 / 14h00-17h00 Rgion le de France / Nord / Normandie / Bretagne TI. 09 69 36 72 28 Fax 03 44 23 53 53 e-mail ADV.PARIS-NORD jacobdelafon...

lang:fr **score:10** filesize: 48.18 M page_count: 570 document date: 2020-01-06

[\[pdf\]](#) User Manual Instructions

5720001833 Iss 2 KAX92 A0ME multi julielong User Manual AW20011039 PASTA SHAPER

KENWOODCLUB ONLINE SHOP dls delonghigroup files docs 5 |||

Bigoli AT910002 Casarecce AT910003 Maccheroni Lisci AT910004 Spaccatelli AT910005 Spaghetti Quadri AT910006 Pappardelle AT910007 Silatelli AT910008 Linguine AT910009 Fusilli AT910010 Conchigliette AT910011 Bucatini AT910012 Orecchiette AT910013 Biscuit Maker AT9100...

lang:en **score:10** filesize: 1.53 M page_count: 202 document date: 2022-04-12

