



Manuals.plus /

› Ganiza /

› Ganiza GB08 Smoothie Blender User Manual

Ganiza GB08

Ganiza GB08 Smoothie Blender User Manual

Model: GB08

INTRODUCTION

This manual provides essential instructions for the safe and efficient operation, maintenance, and troubleshooting of your Ganiza GB08 Smoothie Blender. Please read this manual thoroughly before first use and retain it for future reference.

IMPORTANT SAFETY INSTRUCTIONS

- Always unplug the blender from the power outlet before cleaning or when not in use.
- Do not immerse the motor base in water or other liquids.
- Keep hands and utensils out of the container while blending to reduce the risk of severe personal injury.
- Ensure the blade assembly is securely attached before operating.
- Do not blend hot liquids as pressure buildup can cause scalding.
- This appliance is not intended for use by persons with reduced physical, sensory, or mental capabilities unless supervised.
- Do not operate the blender with a damaged cord or plug.

PACKAGE CONTENTS

Verify that all items are present and in good condition:

- Ganiza GB08 Blender Motor Base
- Blender Cup/Jar
- Blade Assembly with Gaskets
- Lid

- User Manual (this document)

SETUP AND ASSEMBLY

1. **Unpack:** Carefully remove all components from the packaging.
2. **Clean:** Wash the blender cup, lid, and blade assembly with warm, soapy water before first use. Rinse thoroughly and dry. The motor base should only be wiped with a damp cloth.
3. **Assemble Blade:** Ensure the gasket is properly seated in the blade assembly. Attach the blade assembly to the bottom of the blender cup by twisting it clockwise until secure.
4. **Place Cup:** Place the assembled blender cup onto the motor base, ensuring it locks into position.
5. **Connect Power:** Plug the power cord into a standard electrical outlet.

OPERATING INSTRUCTIONS

General Blending

1. **Add Ingredients:** Place desired ingredients into the blender cup. Do not overfill past the maximum fill line. For best results, add liquids first, then soft ingredients, then harder ingredients or ice.
2. **Secure Lid:** Place the lid securely onto the blender cup.
3. **Start Blending:** Turn on the blender. Use pulse function for controlled blending or continuous blending for smoother results.
4. **Monitor:** Blend until desired consistency is achieved. If ingredients stick, turn off the blender, remove the cup, shake gently, and re-attach.
5. **Finish:** Once blending is complete, turn off the blender and unplug it. Carefully remove the blender cup from the motor base.

Blade Features and Usage

The Ganiza GB08 features an upgraded 6-leaf blade design, made from 304 stainless steel for enhanced durability and resistance to rust and cracking. This design allows for efficient processing of various ingredients.

Upgraded 6-leaf Blade: Lasts **5X** Longer









<i>ganiza</i>	vs	others
 <p>2X Larger 6-Edge Blades</p>		 <p>Small 6-Edge Blades</p>
 <p>Made of 304 steel it resists rust and cracking</p>		 <p>Made of other materials, it prone to rust and cracking</p>
 <p>Crush Ice</p>		 <p>Crush Ice</p>
 <p>Blender & Grinder</p>		 <p>Only Blender</p>

Image: Comparison illustrating the Ganiza GB08's upgraded 6-leaf blade, emphasizing its larger size, construction from 304 stainless steel for rust and crack resistance, and its capability to crush ice and perform both blending and grinding functions.

Versatile Applications

The all-in-one design with upgraded 6-point blades provides a finer texture, pulverizing various ingredients effectively. This blender is suitable for a wide range of preparations:

- **Beverages:** Ice Drinks, Frozen Juices, Frozen Smoothies, Milkshakes.
- **Food Preparations:** Baby Food, Sauces.
- **Dry Grinding:** Coffee Beans, Nut Powders, Peanut Butter.

All-in-one blender

Upgraded 6-Point Blades – **2X** Finer Texture, pulverize various ingredients. Say goodbye to gritty smoothies!



Ice Drinks



Frozen Juices



Frozen Smoothies



Milkshakes



Baby Food



Sauces



Coffee Beans



Nut Powders



peanut butter

Image: Visual guide demonstrating the versatility of the Ganiza GB08 blender, showcasing its ability to prepare various items such as ice drinks, frozen juices, smoothies, milkshakes, baby food, sauces, coffee beans, nut powders, and peanut butter.

CARE AND MAINTENANCE

Cleaning

- **Motor Base:** Wipe the motor base with a damp cloth. Do not immerse in water.
- **Blender Cup, Lid, and Blade Assembly:** These parts are dishwasher safe (top rack only) or can be hand-washed with warm, soapy water. Use a brush to clean around the blades carefully.
- **Quick Clean:** For a quick clean, fill the blender cup halfway with warm water and a drop of dish soap.

Secure the lid and blend for 10-20 seconds. Rinse thoroughly.

- **Drying:** Ensure all parts are completely dry before reassembling or storing.

Storage

Store the blender in a clean, dry place. Ensure the power cord is neatly wrapped and not kinked.

TROUBLESHOOTING

Problem	Possible Cause	Solution
Blender does not turn on.	Not plugged in; cup not properly seated; power outage.	Ensure plug is firmly in outlet; twist cup until securely locked; check household circuit breaker.
Ingredients are not blending smoothly.	Too little liquid; too many ingredients; ingredients are too large.	Add more liquid; reduce ingredient quantity; cut ingredients into smaller pieces. Use pulse function.
Blender leaks from the bottom of the cup.	Blade assembly not tightened; gasket missing or improperly seated; damaged gasket.	Tighten blade assembly securely; ensure gasket is correctly placed; replace gasket if damaged.
Motor smells or overheats.	Overloading; continuous operation for too long.	Reduce load; allow blender to cool down for 15-20 minutes before resuming operation.

SPECIFICATIONS

- **Brand:** Ganiza
- **Model:** GB08
- **Colour:** White
- **Product Dimensions:** 12.7D x 25.4W x 12.7H Centimetres (5D x 10W x 5H inches)
- **Item Weight:** 209 g (0.46 lbs)
- **Capacity (Max Ingredient Weight):** 2.72 kg
- **Special Feature:** Portable
- **Included Components:** Juice Container
- **Style:** Countertop Blenders
- **Recommended Uses:** Juices
- **Power Source:** AC

WARRANTY AND SUPPORT

For warranty information or technical support, please refer to the contact details provided with your purchase documentation or visit the official Ganiza website. Keep your proof of purchase for warranty claims.

