

TCL 43P69K

TCL 43P69K 43-inch 4K Smart LED TV User Manual

Model: 43P69K | Brand: TCL

INTRODUCTION

The TCL 43P69K is a 43-inch 4K Ultra HD Smart LED TV designed to deliver a high-quality viewing experience. Featuring a 3840 x 2160 pixel resolution and LED display technology, it offers vivid colors and sharp details. This television integrates Google TV, providing access to a wide range of streaming applications and smart features. Advanced HDR support, including HDR10 and HLG, enhances contrast and color accuracy. Connectivity options include Wi-Fi, Bluetooth 5.2, Ethernet LAN, and multiple HDMI 2.1 and USB ports. The TV also supports Apple AirPlay 2 and Chromecast for seamless content sharing.



Image: The TCL 43P69K TV showcasing its smart interface in a contemporary living room environment.

Unboxing and Stand Installation

Carefully remove the TV from its packaging. Place the TV screen-down on a soft, flat surface to prevent damage. Attach the included feet to the designated slots on the bottom of the TV using the provided screws. Ensure the stand is securely fastened before proceeding.

Connecting Peripherals

The TCL 43P69K offers various ports for connecting external devices:


- **HDMI Ports (x3):** Connect Blu-ray players, gaming consoles, soundbars, or other HDMI-compatible devices. HDMI 2.1 ensures high-bandwidth connections for 4K content and gaming.
- **USB 2.0 Port (x1):** Connect USB storage devices for media playback or software updates.
- **Ethernet LAN Port (x1):** For a stable wired internet connection.
- **Optical Digital Audio Output (x1):** Connect to a sound system for high-quality audio.
- **RF Ports (x2):** For connecting antenna (DVB-T2) and satellite (DVB-S2) signals.
- **CI+ Slot (x1):** For inserting a Common Interface Plus module, often used for encrypted digital TV services.



HDMI x 3



USB x 1



LAN



OPTICAL



CABLE



SATELLITE



CI SLOT



*Illustration of the back
Optical and LAN port placement

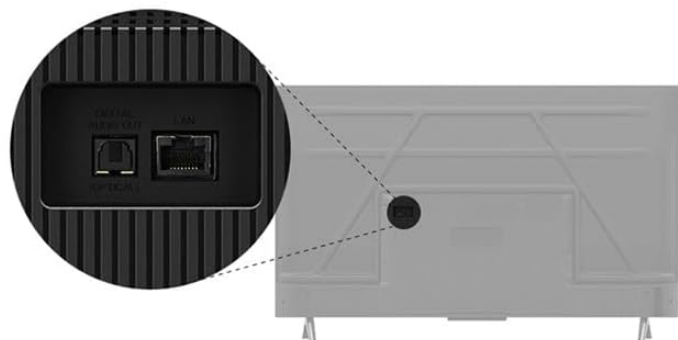


Image: Detailed view of the TV's connectivity ports.




Image: Visual representation of the TV's advanced connectivity features.

Power On and Initial Setup

After connecting all necessary cables, plug the power cord into an electrical outlet. Press the power button on the remote control or the TV. Follow the on-screen instructions to complete the initial setup, including language selection, network connection, and channel scanning.

OPERATING THE TV

Remote Control Functions

The included remote control (RC833) provides full control over your TV's features. Key buttons include power, volume, channel, navigation, smart app shortcuts (Netflix, Prime Video, YouTube, Disney+), and a dedicated voice assistant button.



Image: The remote control for the TCL 43P69K TV.

Google TV Interface

Your TV runs on Google TV (version 12), offering a personalized content experience. Access your favorite streaming services, discover new shows, and manage your apps directly from the home screen. Create multiple user profiles for tailored recommendations.

Voice Control

The TV supports voice commands via Google Assistant and Amazon Alexa. Press the voice assistant button on your remote and speak your commands to search for content, control smart home devices, or get information.

Picture and Sound Settings

The 43P69K features a 4K Ultra HD LED display with HDR10 and HLG support for enhanced contrast and color. The AiPQ Processor optimizes image quality. Audio is delivered through a 2.0 channel system with 20W output, supporting Dolby AC4, Dolby TrueHD, DTS Virtual:X, and DTS-HD for an immersive sound experience. Adjust picture modes (Game, Movie, PC, Smart HDR, Sport, Standard, Vivid) and sound equalizer settings to your preference.

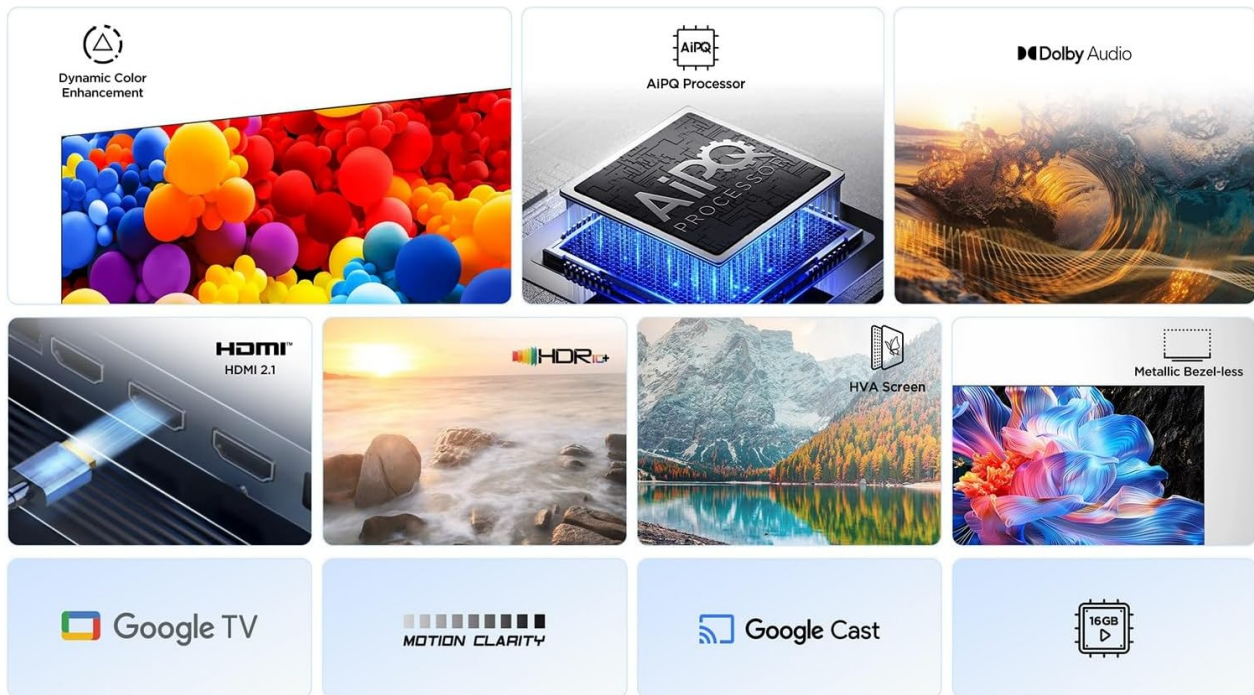


Image: Overview of key features including picture, sound, and smart capabilities.

Gaming Features

For gamers, the TV includes features like AMD FreeSync, Auto Low Latency Mode (ALLM), and Game Master 2.0, ensuring a smooth and responsive gaming experience with reduced input lag.

MEDIA INTEGRATION

Screen Mirroring and Casting

Utilize built-in Chromecast and Apple AirPlay 2 to wirelessly stream content from your smartphone, tablet, or computer directly to your TV screen.

Official Product Video

Watch this video for a visual overview of some features available on TCL TVs with Google TV. Please note that specific features and design elements may vary slightly depending on the model.

Video: TCL TV V6C features overview. Features shown may vary by model.

MAINTENANCE

Cleaning the Screen

Gently wipe the screen with a soft, lint-free cloth. For stubborn marks, slightly dampen the cloth with water or a specialized screen cleaner. Avoid using harsh chemicals or abrasive materials.

General Care

Keep the TV in a well-ventilated area. Avoid exposing it to direct sunlight, extreme temperatures, or high humidity. Do not block the ventilation openings on the back of the TV. Regularly check cable connections to ensure they are secure.

TROUBLESHOOTING

No Power

- Ensure the power cord is securely plugged into both the TV and a working electrical outlet.
- Check if the outlet is functioning by plugging in another device.
- Try pressing the power button on the TV itself, not just the remote.

No Picture or Sound

- Verify that the correct input source is selected (e.g., HDMI 1, TV).
- Check all cable connections (HDMI, antenna, etc.) for looseness or damage.
- Restart the TV and any connected devices.

Remote Control Not Responding

- Replace the batteries in the remote control.
- Ensure there are no obstructions between the remote and the TV's IR sensor.

Network Connection Issues

- Restart your Wi-Fi router and modem.
- Check the TV's network settings to ensure it's connected to the correct network.
- If using Wi-Fi, try a wired Ethernet connection to rule out wireless interference.

SPECIFICATIONS

Feature	Detail
Screen Size	109.2 cm (43 inches)
Display Resolution	3840 x 2160 pixels (4K Ultra HD)
Display Technology	LED (Direct-LED backlight)
Native Aspect Ratio	16:9

Motion Interpolation Technology	PPI (Picture Performance Index) 2500
Native Refresh Rate	60 Hz (supports 50 Hz, 60 Hz)
HDR Technology	HDR10, Hybrid Log-Gamma (HLG)
Operating System	Google TV (Version 12)
Audio Output Power (RMS)	20 W (2.0 channels)
Audio Decoders	Dolby AC4, Dolby TrueHD, DTS Virtual:X, DTS-HD
Wi-Fi Standards	802.11g, Wi-Fi 4 (802.11n), Wi-Fi 5 (802.11ac)
Bluetooth Version	5.2
HDMI Ports	3 (Version 2.1)
USB Ports	1 (USB 2.0)
Energy Efficiency Class (SDR)	F
Energy Consumption (SDR) per 1000h	45 kWh
Energy Efficiency Class (HDR)	G
Energy Consumption (HDR) per 1000h	72 kWh

WARRANTY AND SUPPORT

For detailed warranty information, please refer to the warranty card included with your product or visit the official TCL support website. If you encounter any issues not covered in this manual, please contact TCL customer support for assistance.