

1Mii MK02

1Mii MK02 Bluetooth 6.0 Car Speaker Instruction Manual

Model: MK02

1. PRODUCT OVERVIEW

The 1Mii MK02 Bluetooth 6.0 Car Speaker is designed to provide hands-free communication and audio streaming in vehicles. It offers a practical solution for cars without integrated Bluetooth systems, enhancing safety and convenience during driving.

Key Features:

- **Powerful 5W Speaker:** Delivers clear audio for calls, music, and GPS directions.
- **Hands-Free Calling:** Ensures crystal-clear calls even in noisy environments.
- **Voice Assistant Support:** Compatible with Siri and Google Assistant for voice control.
- **Smart Auto Power On/Off:** Automatically powers on and reconnects when entering the car, and powers off when leaving.
- **Bluetooth 6.0:** Provides faster and more stable connections with lower power consumption.
- **Dual Connection:** Allows pairing with two phones simultaneously for seamless switching.
- **Extended Battery Life:** Offers up to 30 hours of talk time and 27 hours of music playback.

2. WHAT'S IN THE BOX

Upon unboxing your 1Mii MK02 Bluetooth Car Speaker, please verify that all the following components are included:

- MK02 Bluetooth Speaker for Car (1 unit)
- Type-C Charging Cable (1 unit)
- User Manual (1 unit)

Video: Unboxing the 1Mii MK02 Bluetooth Speaker for Car. This video demonstrates the contents of the product packaging, including the speaker unit, charging cable, and user manual.

3. PRODUCT DIAGRAM

Familiarize yourself with the various parts and controls of your 1Mii MK02 Bluetooth Car Speaker:



Image: Front view of the 1Mii MK02 Bluetooth Car Speaker. Key controls include: Previous Track button (left), Mute button (left of call button), Call/Volume knob (center), Voice Assistant button (right of call button), Next Track button (right). The power switch and charging port are located on the top edge, and a visor clip is on the back.

4. SETUP

4.1 Mounting the Speaker

The 1Mii MK02 is designed for easy installation using its integrated visor clip. Simply attach the speaker to your car's sun visor for optimal sound and microphone placement.

4.2 Charging the Device

Before initial use, ensure the device is fully charged. Connect the provided Type-C charging cable to the speaker's charging port and a compatible 5V power source. The charging indicator light will provide status updates.

5. BLUETOOTH PAIRING

Follow these steps to pair your 1Mii MK02 with your mobile phone:

1. **Power On:** Slide the power switch to the "ON" position. The MK02 will automatically enter pairing mode, indicated by the light flashing red and blue.
2. **Enable Bluetooth:** On your mobile phone, go to the Bluetooth settings and ensure Bluetooth is turned on.
3. **Connect:** In the list of available devices on your phone, tap on "MK02" to connect. Once connected, the light on the speaker will turn off, and you will hear a "Connected" voice prompt.

Video: User Guide for 1Mii MK02 Bluetooth Speaker for Car. This segment demonstrates the Bluetooth pairing process, button controls, and pairing a second phone.



Image: The 1Mii MK02 speaker automatically powers on and reconnects to a paired phone when the car door is opened, indicated by "Power On" and "Connected" prompts.

6. OPERATING INSTRUCTIONS

6.1 Call Management

- **Answer Call:** Press the Call/Volume knob once.
- **Reject Call:** Press and hold the Call/Volume knob for 2 seconds.
- **Hang Up Call:** Press the Call/Volume knob once during a call.
- **Mute/Unmute:** Press the Mute button once during a call.

6.2 Music Playback

- **Play/Pause:** Press the Call/Volume knob once.

- **Increase Volume:** Turn the Call/Volume knob to the left.
- **Decrease Volume:** Turn the Call/Volume knob to the right.
- **Previous Track:** Press and hold the Previous Track button for 2 seconds.
- **Next Track:** Press and hold the Next Track button for 2 seconds.

6.3 Voice Assistant Activation

Press the Voice Assistant button once to activate your phone's voice assistant (Siri or Google Assistant).



5W Speaker
Rich, Crisp Sound
Immerse in music, enjoy the ride

Image: A woman driving, demonstrating hands-free calling and voice assistant functionality with the 1Mii MK02 speaker mounted on the sun visor. The phone screen shows interaction with Siri or Google Assistant.



Hands-Free Clear Calls

Easy on the road, safer driving



Safe



Clear

Image: A woman driving, engaged in a hands-free call using the 1Mii MK02 speaker. This highlights the clear call quality and safe driving experience.

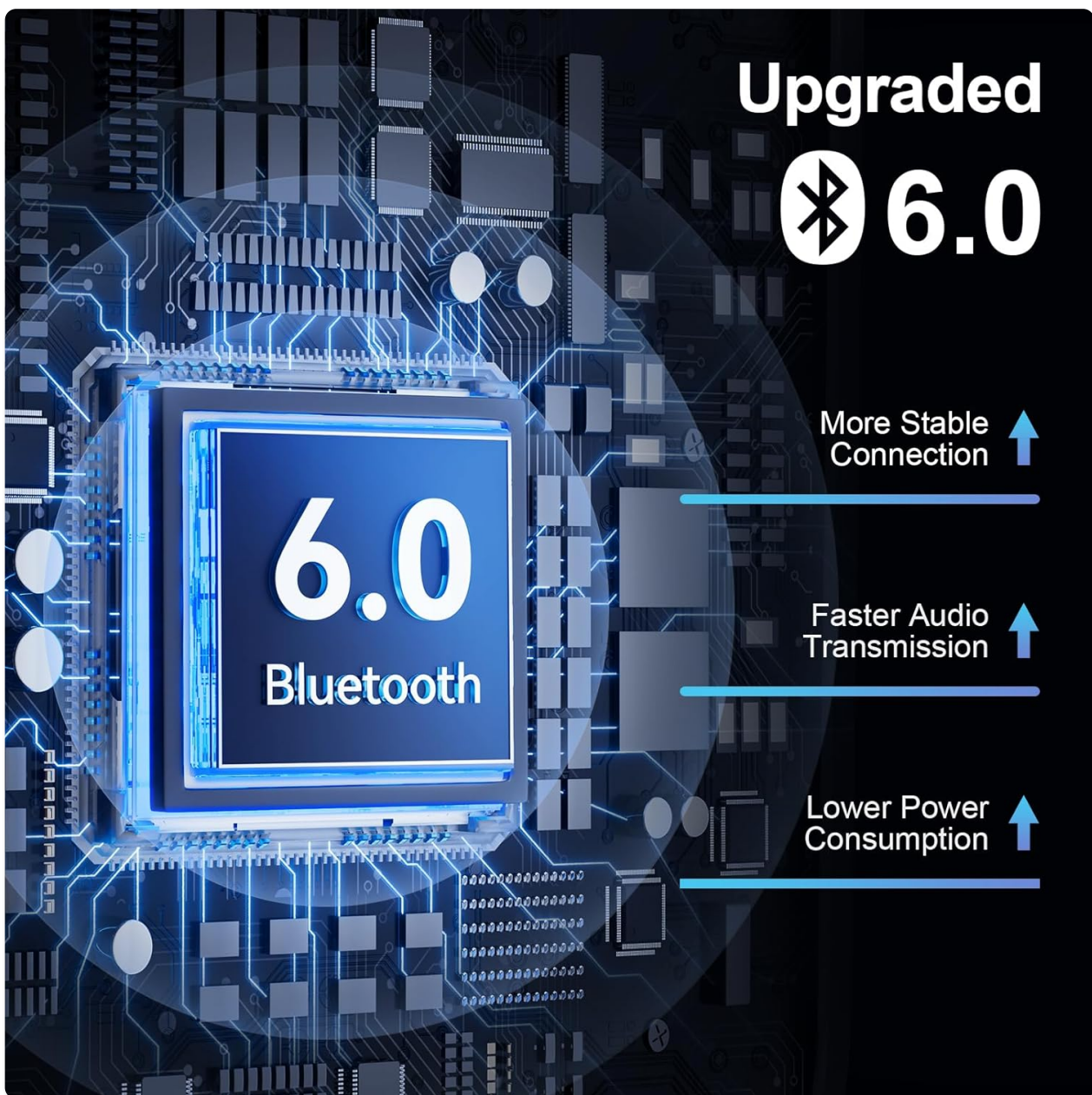


Image: An exploded view of the 1Mii MK02 speaker, illustrating its internal 5W speaker components, emphasizing the rich and crisp sound quality for music and calls.

7. PAIRING A SECOND PHONE

The 1Mii MK02 supports dual Bluetooth connections, allowing two phones to be paired simultaneously. To pair a second phone:

1. **Disconnect First Phone:** On the first paired phone, turn off its Bluetooth connection to the MK02. The MK02 will re-enter pairing mode (light flashes red and blue).
2. **Pair Second Phone:** On the second phone, turn on Bluetooth and select "MK02" from the available devices to connect.
3. **Reconnect First Phone:** Turn on Bluetooth on the first phone again. It should automatically reconnect to the MK02.

Both phones are now connected. The speaker will prioritize incoming calls from either device and allow audio

streaming from the last connected device.

8. TROUBLESHOOTING

If you encounter issues with pairing or abnormal sound, follow these steps:

1. **Reset the Device:** Press and hold both the "Mute" button and the "Voice Assistant" button simultaneously for 5 seconds. The light will flash purple once, then flash red and blue, indicating a successful reset and re-entry into pairing mode.
2. **Forget Device on Phone:** On your phone, go to Bluetooth settings, find "MK02" in the device list, and select "Forget This Device" or "Unpair."
3. **Toggle Phone Bluetooth:** Turn off your phone's Bluetooth, wait a few seconds, then turn it back on.
4. **Re-pair:** Follow the standard Bluetooth pairing steps outlined in Section 5.

9. SPECIFICATIONS

Feature	Specification
Model Name	RT6202J1
Item Model Number	MK02
Brand	1Mii
Mounting Type	Visor Clip
Material	Acrylonitrile Butadiene Styrene (ABS)
Speaker Type	Portable Speaker
Speaker Maximum Output Power	5 Watts
Connectivity Technology	Bluetooth 6.0
Compatible Devices	Android, iOS
Power Source	Battery Powered
Number of Batteries	1 Nonstandard Battery (included)
Talk Time	Up to 30 hours
Music Time	Up to 27 hours
Standby Time	Up to 5 months
Product Dimensions	2.17"D x 4.49"W x 2.6"H

Item Weight	7.8 ounces
Color	Black

WHY CHOOSE US?



MK02



5W Powerful Speaker

Loud and clear sound



Bluetooth 6.0

More stable and stronger connection



30H Battery Life

Ultra-long battery life and standby time



-35dB Microphone

Accurately captures sound details for clearer calls





Others



2W Speaker



Bluetooth 5.0



20H Battery Life



-42dB Microphone

Image: A visual representation of the upgraded Bluetooth 6.0 technology, highlighting its benefits for faster, more stable connections and lower power consumption.

30-Hour Talk Time

Nonstop calls and music wherever you go






Image: The 1Mii MK02 speaker with a visual emphasizing its 30-hour talk time, ensuring long-lasting performance for calls and music.

10. WARRANTY AND SUPPORT

The 1Mii MK02 Bluetooth Car Speaker comes with a limited warranty. For detailed warranty information, product support, or technical assistance, please refer to the official 1Mii website or contact their customer service directly.

Video: Overview of the 1Mii MK02 Bluetooth Speaker for Car. This video highlights key features such as auto power on/off, Bluetooth 6.0, 5W speaker, Siri/Google Assistant support, hands-free calls, wireless music streaming, and navigation.

Related Documents - MK02

	<p>1Mii YM2000-MK02 Bluetooth Handsfree Car Speakerphone User Manual</p> <p>User manual for the 1Mii YM2000-MK02 Bluetooth handsfree car speakerphone, detailing setup, operation, pairing, multi-point connectivity, and troubleshooting. Features voice commands for Siri and Google Assistant.</p>
	<p>1Mii YM2000-MK02 Stereo Car Speakerphone User Manual</p> <p>Comprehensive user manual for the 1Mii YM2000-MK02 Stereo Car Speakerphone. This guide provides detailed instructions on powering on, pairing, multi-point connectivity, control functions, and troubleshooting. It also includes FCC and CE compliance statements, warranty information, and disposal guidelines.</p>
<p>1Mii Y8 Headphones User Guide</p> <p>Connect/Pair:</p> <p>1.What devices are 1Mii Y8 headphones compatible with? Compatible with any Bluetooth device such as mobile phones, tablets, laptops, etc.</p> <p>2.How to connect to a mobile phone? 1)When 1Mii Y8 headphones is turned off, press and hold the power button for 5 seconds to enter the pairing state directly (the indicator light flashes red and blue); 2)Turn on the Bluetooth function of the mobile phone and find the model "Y8" to connect.</p> <p>3.Why can't it turn on? Recommended to charge for half an hour first. When the charging cable is connected, check whether the charging indicator light is always red to ensure that 1Mii Y8 headphones is charging. If the problem persists, please try to contact after-sales service.</p> <p>4.How to confirm that 1Mii Y8 headphones have been successfully paired? After pairing successfully, 1Mii Y8 headphones will have a voice prompt and the switch indicator light will stay on for 2 seconds and then flash every 5 seconds.</p> <p>5.What should I do when 1Mii Y8 headphones cannot be paired? 1)Try restarting 1Mii Y8 headphones and the device, make sure the Bluetooth function is turned on and within the pairing range of 1 meter; 2)If necessary, reset 1Mii Y8 headphones (press and hold the "Volume +" and</p>	<p>1Mii Y8 Headphones User Guide: Features, Connectivity, and Troubleshooting</p> <p>Comprehensive user guide for 1Mii Y8 headphones, covering pairing, ANC, calls, LDAC, charging, battery life, connection stability, and product specifications.</p>
	<p>1Mii ML201 Wireless Audio Receiver User Manual</p> <p>Comprehensive user manual for the 1Mii ML201 Bluetooth Wireless Audio Receiver, detailing setup, operation, pairing, specifications, and troubleshooting.</p>
	<p>1Mii B03 Bluetooth 5.3 Transmitter Receiver User Manual</p> <p>User manual for the 1Mii B03 Bluetooth 5.3 Transmitter Receiver, detailing its features, operation, and troubleshooting for home stereo audio transmission with aptX Low Latency and HD support.</p>
	<p>1Mii B08 Bluetooth Receiver with Power Amplifier - User Manual</p> <p>User manual for the 1Mii B08 Bluetooth receiver and power amplifier, detailing product specifications, package contents, control functions, installation, pairing, troubleshooting, and FCC compliance.</p>