

OTTOCAST Mini 3.0

OTTOCAST Mini 3.0 Wireless CarPlay & Android Auto Adapter Instruction Manual

Model: Mini 3.0

1. PRODUCT OVERVIEW

The OTTOCAST Mini 3.0 is a versatile 2-in-1 wireless adapter designed to convert your car's factory-wired CarPlay or Android Auto system into a wireless experience. It is compatible with a wide range of vehicles including sedans, SUVs, and trucks that already feature wired CarPlay or Android Auto functionality.



Image: The OTTOCAST Mini 3.0 adapter shown with its packaging and included USB-C adapter.

Key Features

- **Universal Car Compatibility:** Works as both a wireless CarPlay and wireless Android Auto adapter for vehicles with existing wired systems.
- **Automatic Phone Switching:** Automatically reconnects to the last used phone or a second saved device, ideal for shared vehicles.
- **High-Speed Dual-Band WiFi:** Supports 5GHz for low latency and stable performance in navigation, music streaming, and call quality.
- **Universal USB-A & USB-C Fit:** Includes a USB-A plug and an A-to-C adapter for broad compatibility with various car systems.
- **Drive-Friendly Controls:** Maintains full compatibility with existing steering wheel buttons, dash knobs, touchscreens, and voice assistants.
- **Superior Audio Quality:** Delivers Hi-Fi sound with reduced lag compared to standard Bluetooth car adapters.

2. PACKAGE CONTENTS

Ensure all the following items are present in your product package:

- OTTOCAST Mini 3.0 Wireless CarPlay/Android Auto Adapter
- USB-A to USB-C Adapter

More Functions

Making it easy to take calls,
play music and navigate with ease while you are driving



Mainstream Map



Make a Call



Siri/Google Control



Online Music



Image: The OTTOCAST Mini 3.0 adapter, USB-A to USB-C adapter, and user manual as found in the product packaging.

3. SETUP GUIDE

Follow these steps for a quick and effortless setup of your OTTOCAST Mini 3.0 adapter.

Step 1: Connect the Adapter to Your Car


Plug the OTTOCAST Mini 3.0 adapter into your car's USB port. Use the included USB-A to USB-C adapter if your car only has USB-C ports. The adapter's indicator light will illuminate.

Plug and Play, Quick Setup

Simply plug into the USB port for instant wireless connection, with enhanced stability and speed, for an effortless smart driving experience.

Step 1:

1. Connect the wireless adapter to your car



USB Port

Step 2:

2. Turn on your Phone's Wi-Fi and Bluetooth



Step 3:

3. Pair to the Bluetooth named "AUT02-xxxx" and confirm the authorization request on you Phone, then you can connect successfully!



Image: Visual guide for connecting the adapter to the car's USB port.

Step 2: Enable Wi-Fi and Bluetooth on Your Phone

On your iPhone (iOS 10.0+) or Android device (Android 11.0+), ensure both Wi-Fi and Bluetooth are turned on.

Step 3: Pair and Confirm Connection

Search for the adapter's Bluetooth name (e.g., "AUTO2-xxxx") in your phone's Bluetooth settings and select it to pair. Confirm any authorization requests on your phone. Once successfully paired, your car's display should show the CarPlay or Android Auto interface.

Your browser does not support the video tag. This video provides a brief overview of the OTTOCAST Mini 3.0

adapter and its quick setup process.

Video: A brief overview demonstrating the connection process of the OTTOCAST Mini 3.0.

4. OPERATING INSTRUCTIONS

Wireless Connectivity

The adapter seamlessly converts your wired CarPlay or Android Auto into a wireless connection, allowing you to access your phone's features on your car's display without cables.

Wireless Connection

Simply Plug and Play to have wireless connectivity with your phone.



Wired
CarPlay



Wireless
CarPlay



Wired
Android Auto



Wireless
Android Auto



Image: Illustration of wired to wireless conversion for CarPlay and Android Auto.

Dual Phone Memory

The device is designed to remember up to two paired phones. It will automatically reconnect to the last used device or the second saved device upon entering the vehicle, facilitating easy use for multiple drivers.

Vehicle Controls Integration

All original car control methods remain functional, including steering wheel buttons, dash knob, touchscreen, and voice assistants (Siri/Google Assistant) for a safe and familiar driving experience.

Original Car Function

An upgrade while retaining the original function of the car,
and continue using the car.



Image: Demonstrates compatibility with various car control methods.

Audio Quality

Experience superior Hi-Fi audio quality for music and calls, with reduced latency compared to standard Bluetooth connections.

5. COMPATIBILITY

The OTTOCAST Mini 3.0 adapter is compatible with most car models that come with factory-wired CarPlay or Android Auto. It supports:

- iPhones with iOS 10.0 or later for Wireless CarPlay.
- Android phones with Android 11.0 or later for Wireless Android Auto.

Wireless CarPlay For iPhone



Works with
iPhone (iOS 10.0+)

Wireless Android Auto For Android



Works with
Android (Android 11.0+)

Supports over 98% car models



Image: Overview of supported car models and phone operating systems.

6. MAINTENANCE AND UPDATES

Firmware Updates (OTA)

The OTTOCAST Mini 3.0 supports Over-The-Air (OTA) firmware upgrades. This ensures your device remains up-to-date with the latest features and performance enhancements. Instructions for performing OTA updates can be found in the detailed user manual or by contacting customer support.

7. TROUBLESHOOTING TIPS

If you encounter any issues with your OTTOCAST Mini 3.0 adapter, please try the following basic troubleshooting steps:

- **Connection Issues:** Ensure the adapter is securely plugged into the correct USB port in your car. Verify that your phone's Wi-Fi and Bluetooth are enabled. Try restarting both your phone and your car's infotainment system.
- **Audio Problems:** Check your car's volume settings and your phone's media volume. Ensure no other Bluetooth devices are interfering with the connection.
- **Performance Lag:** Ensure your phone's operating system is up to date. Check for any available OTA firmware updates for the adapter.
- **Adapter Indicator Light:** Refer to the user manual for specific meanings of the adapter's indicator light colors and patterns.

For more detailed troubleshooting or persistent issues, please refer to the full user manual or contact OTTOCAST customer support.

Your browser does not support the video tag. This video provides a user guide for the OTTOCAST Mini 3.0, which may include troubleshooting steps.

Video: A user guide for the OTTOCAST Mini 3.0, offering further assistance with setup and potential issues.

8. TECHNICAL SPECIFICATIONS






Specification	Detail
Model	Mini 3.0
Item Weight	1.44 ounces (0.04 Kilograms)
Package Dimensions	3.74 x 2.95 x 1.14 inches
Connectivity Technology	USB
Special Feature	Mini, Dual-Band WiFi (2.4/5GHz)
Compatible OS	iPhone (iOS 10.0+), Android (Android 11.0+)
Voice Command	Buttons, Voice Assistants
Display Type	LCD
Touch Screen Type	Capacitive

9. WARRANTY AND SUPPORT

The OTTOCAST Mini 3.0 Wireless CarPlay & Android Auto Adapter comes with a **24-month manufacturer's warranty**. Additionally, customers benefit from a **30-day return policy** and dedicated **US-based support** for any inquiries or assistance needed.

For warranty claims, returns, or technical support, please refer to the contact information provided in your product packaging or visit the official OTTOCAST website.

Related Documents - Mini 3.0

<p>USER MANUAL Wireless CarPlay Adapter</p>  <p>U2AIR Pro</p> <p>English / Español / Français / Deutsch / Italiano / Nederlands</p>	<p>Ottocast U2AIR Pro Wireless CarPlay Adapter User Manual</p> <p>This user manual provides instructions for setting up and using the Ottocast U2AIR Pro Wireless CarPlay Adapter, enabling wireless CarPlay connectivity for compatible iPhone models with factory-installed wired CarPlay systems.</p>
<p>GEbruikersh andleiding AA & CP wireless adapter</p> 	<p>Ottocast AA & CP Wireless Adapter Gebruikershandleiding: Draadloze CarPlay en Android Auto Installatie en Gebruik</p> <p>Gedetailleerde gebruikershandleiding voor de Ottocast AA & CP Wireless Adapter (2-in-1 Wireless CarPlay CP Dongle). Leer hoe u draadloze Apple CarPlay en Android Auto instelt, firmware bijwerkt en problemen oplost met uw auto's infotainmentsysteem.</p>
<p>USER MANUAL All in One Multimedia Adapter</p>  <p>English / Español / Français / Deutsch / Italiano / Nederlands</p>	<p>User Manual: All-in-One Multimedia Adapter</p> <p>User manual for the All-in-One Multimedia Adapter, detailing specifications, contents, interfaces, connection diagrams, user interface, quick settings, and firmware updates. This adapter allows for online and offline video playback, Bluetooth connectivity, and wireless CarPlay/Android Auto on stock car monitors.</p>
<p>Ottocast</p>  <p>MINI CA505-T</p> <p>User Manual • (Nederlands) manual • (Nederlands) manual • (Nederlands) manual • (Nederlands) manual</p>	<p>Ottocast MINI CA505-T User Manual: Wireless CarPlay & Android Auto Adapter</p> <p>User manual for the Ottocast MINI CA505-T, a device that converts wired CarPlay and Android Auto to wireless connectivity for your vehicle. Includes setup, operation, and troubleshooting.</p>
<p>USER MANUAL Plug In Car Android System via Original USB</p>  <p>English / 中文 / 日本語</p>	<p>Ottocast AI Box User Manual: Plug In Car Android System</p> <p>Comprehensive user manual for the Ottocast AI Box, a Plug In Car Android System that enhances vehicle infotainment with wireless Apple CarPlay and Android Auto. Covers setup, specifications, user interface, and firmware updates.</p>

Ottocast Mini Slim
Car Adapter

Manual de usuario



[Ottocast Mini Slim Car Adapter User Manual](#)

Comprehensive user manual for the Ottocast Mini Slim Car Adapter, detailing installation, features, wireless CarPlay and Android Auto setup, firmware updates, and troubleshooting.