

## Manuals+

[Q & A](#) | [Deep Search](#) | [Upload](#)

manuals.plus /

- › [NIMO](#) /
- › [NIMO 15.6-inch Laptop User Manual - Model N157B](#)

## NIMO NIMO N157B

# NIMO 15.6-inch Laptop User Manual

Model: N157B

## 1. INTRODUCTION

This manual provides essential information for setting up, operating, and maintaining your NIMO 15.6-inch Laptop. Please read this guide thoroughly to ensure optimal performance and longevity of your device.



Image 1.1: The NIMO 15.6-inch Laptop, showcasing its sleek design and full HD display.

## 2. WHAT'S IN THE BOX

- 1 x NIMO N157 Laptop
- 1 x Type-C 65W PD Fast Charger
- 1 x User Manual (this document)
- Windows 11 Home (pre-installed)

## 3. SETUP GUIDE

### 3.1 Initial Power On and Charging

Before first use, connect the laptop to the Type-C 65W PD Fast Charger. The charging port is a Type-C port located on the side of the laptop. A full charge is recommended for optimal battery calibration.



Image 3.1: The NIMO laptop connected to its Type-C 65W PD Fast Charger, illustrating its fast charging capability and compatibility with various devices.

### 3.2 Operating System Setup

Upon powering on, follow the on-screen instructions to complete the Windows 11 Home setup. This includes setting up your user account, network connection, and privacy settings.

### 3.3 Fingerprint Reader Setup

For enhanced security and quick access, configure the built-in fingerprint reader. This feature allows for one-touch login without needing to type a password.

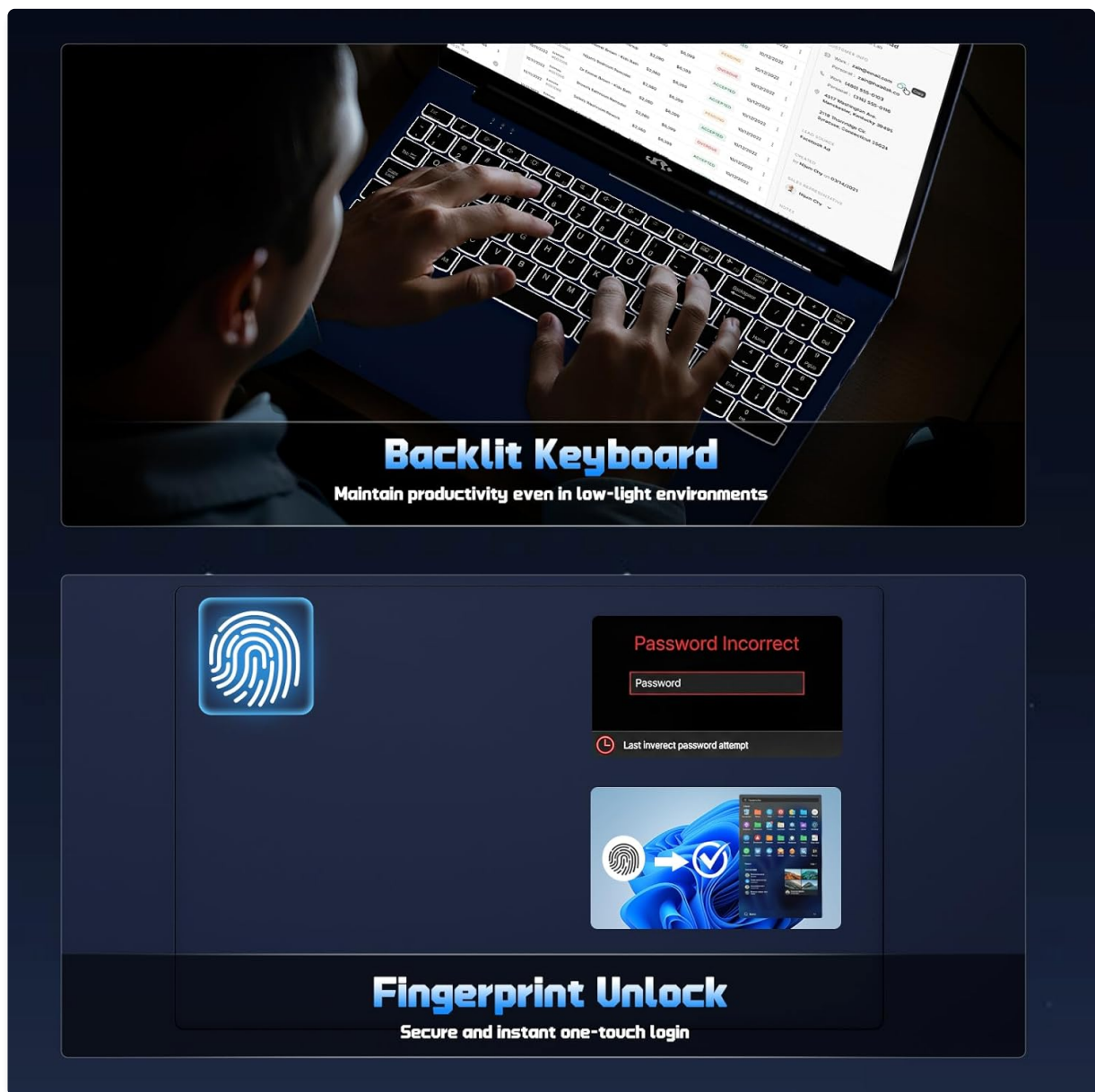


Image 3.2: Close-up of the NIMO laptop's backlit keyboard and the integrated fingerprint sensor on the touchpad for secure login.

## 4. OPERATING YOUR LAPTOP

### 4.1 Display and Visuals

The NIMO laptop features a 15.6-inch Full HD IPS (1920x1080) Anti-Glare Display, providing clear and vibrant visuals. The 85% screen-to-body ratio and 16:9 aspect ratio enhance the viewing experience.



Image 4.1: The NIMO laptop's 15.6-inch Full HD display showcasing its visual clarity and anti-glare properties.

## 4.2 Keyboard and Touchpad

The laptop is equipped with a backlit keyboard, allowing for comfortable typing in various lighting conditions. The touchpad supports scroll and multi-touch gestures for intuitive navigation.

## 4.3 Ports and Connectivity

Your NIMO laptop offers a range of ports for versatile connectivity:

- Micro SD Card Reader
- USB 2.0 Ports (1)
- USB 3.0 Ports (3)
- Headphone Jack
- Kensington Lock Slot
- HDMI Port
- Type-C Ports (2, one for PD charging only, one multifunction)



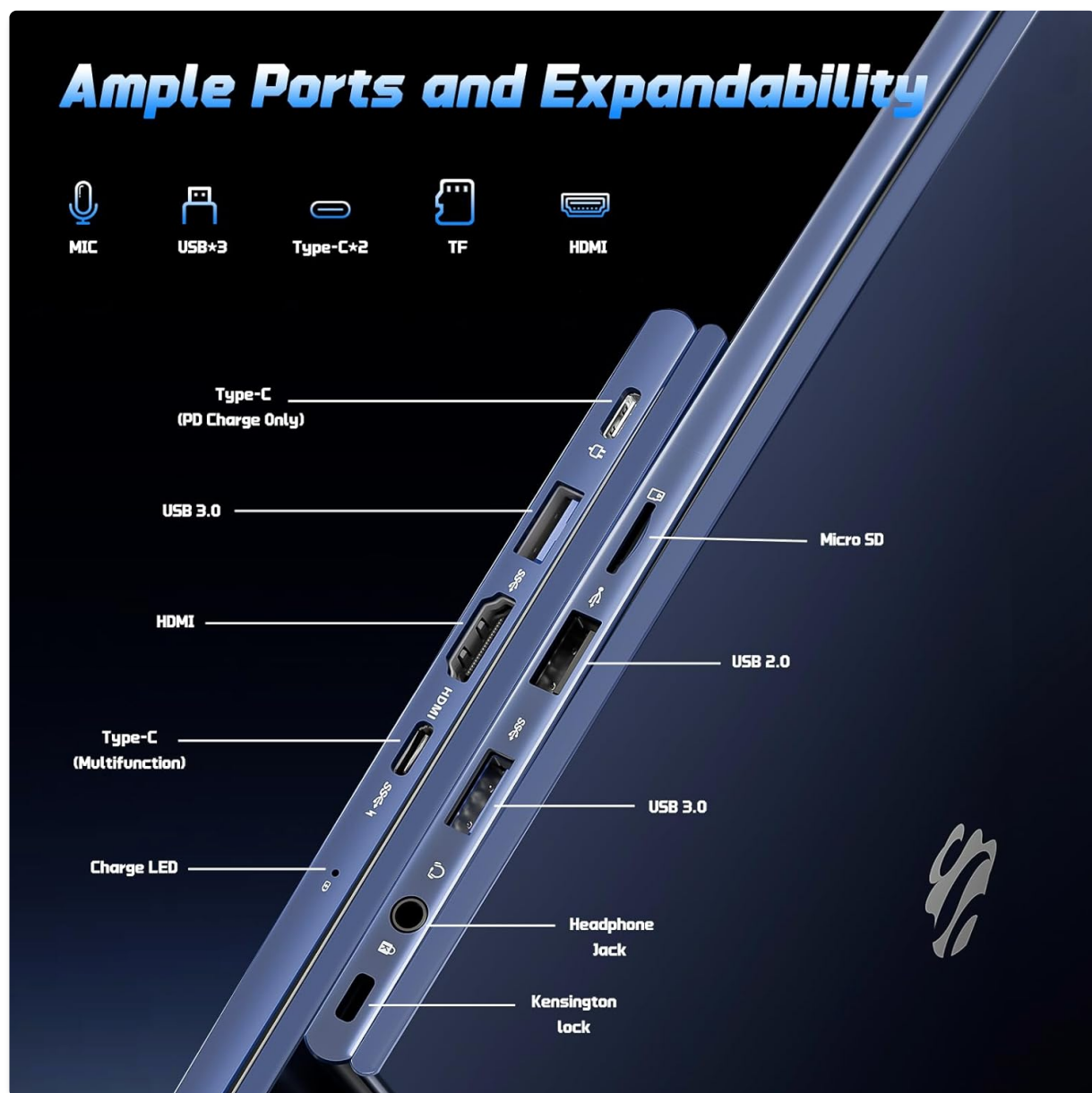


Image 4.2: A detailed view of the NIMO laptop's side ports, including USB, HDMI, Type-C, and Micro SD slots.

#### 4.4 Webcam and Audio

The laptop includes a 2MP rear webcam for video conferencing and online communication. It also features integrated speakers for audio output.

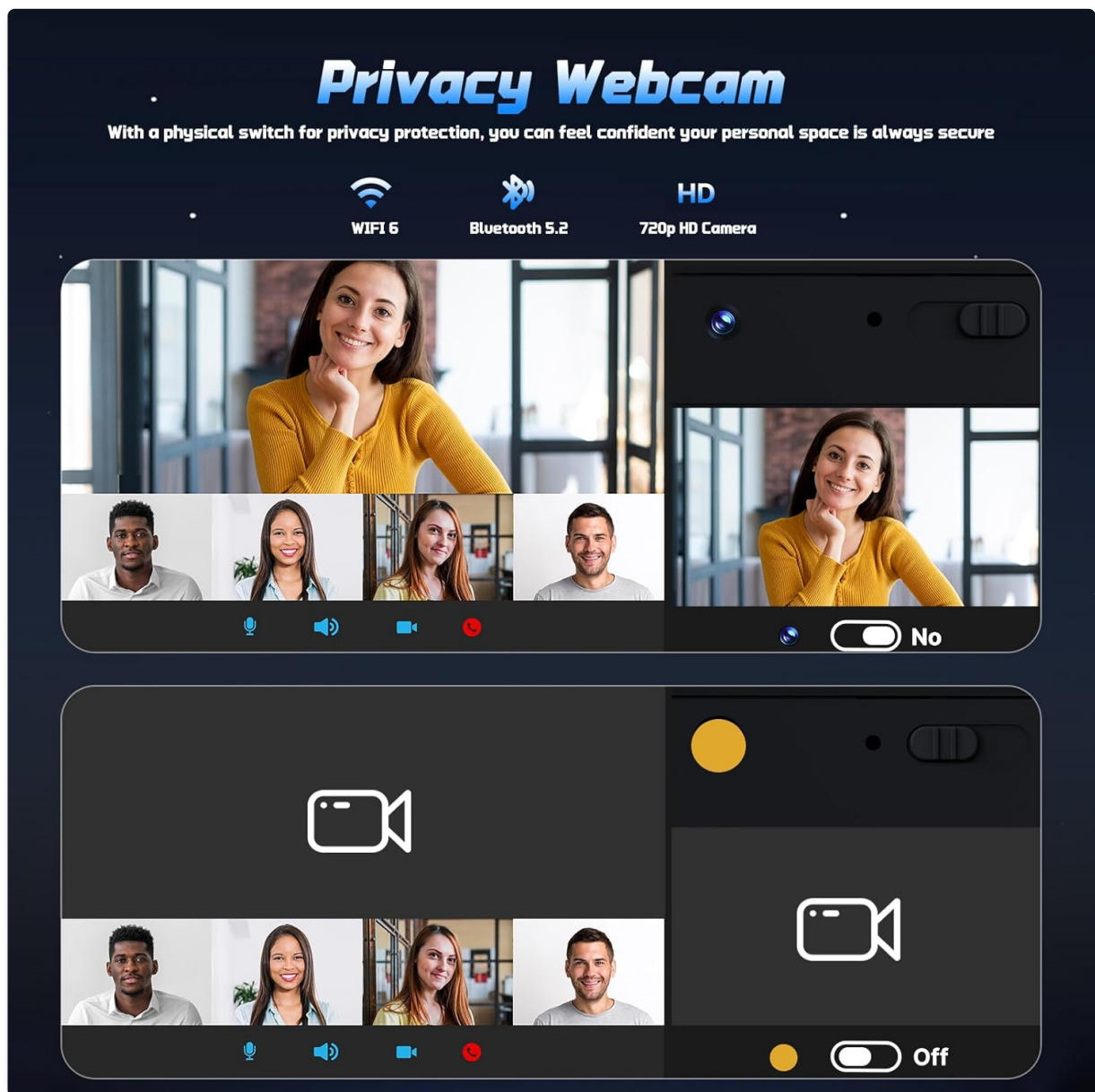


Image 4.3: The NIMO laptop's webcam, highlighting its physical privacy switch for user control over camera access.

## 4.5 Wireless Connectivity

The NIMO laptop supports Wi-Fi 6 (802.11a/b/g/n/ac) for high-speed internet access and Bluetooth 5.2 for connecting wireless peripherals.

## 5. MAINTENANCE

### 5.1 General Care

Keep your laptop clean by wiping surfaces with a soft, dry cloth. Avoid exposing the device to extreme temperatures, direct sunlight, or liquids. Ensure proper ventilation to prevent overheating.

### 5.2 Battery Optimization

The laptop features smart battery optimization for extended lifespan. To maximize battery health, avoid constantly keeping the laptop plugged in after it's fully charged. Periodically discharge and recharge the battery.



Image 5.1: Visual representation of the NIMO laptop's smart battery optimization, indicating features like extended battery lifespan and safe charging.

### 5.3 RAM and SSD Upgrades

The NIMO laptop supports detachable RAM and SSD, allowing for user-upgradable memory and storage. This provides flexibility to expand capacity as needed.



Image 5.2: An illustration highlighting the upgradable RAM (16GB) and SSD (512GB) components of the NIMO laptop.

## 6. TROUBLESHOOTING

If you encounter issues with your NIMO laptop, consider the following basic troubleshooting steps:

- **No Power:** Ensure the charger is securely connected to both the laptop and a working power outlet. Check the charging indicator light.
- **Display Issues:** If the screen is blank, try pressing the power button briefly or connecting an external monitor to check if the issue is with the laptop's display.
- **Connectivity Problems:** For Wi-Fi or Bluetooth issues, try restarting the laptop and your router/modem. Ensure drivers are up to date.
- **Slow Performance:** Close unnecessary applications, check for system updates, and ensure sufficient free storage space on the SSD.
- **Fingerprint Reader Not Working:** Ensure your finger is clean and dry. Re-register your fingerprint in the system settings if the issue persists.

For more complex issues, refer to the support section or contact customer service.

## 7. SPECIFICATIONS



Feature	Detail
Brand	NIMO
Model Number	NIMO N157B
Screen Size	15.6 Inches
Screen Resolution	1920 x 1080 Pixels (FHD IPS Anti-Glare)
Processor	13th Gen Intel N150 (up to 3.6GHz)
RAM	16 GB DDR4 (3200 MHz)
Hard Drive	512 GB PCIe SSD
Graphics Coprocessor	Integrated Graphics (Intel)
Operating System	Windows 11 Home
Wireless Type	Wi-Fi 6 (802.11a/b/g/n/ac), Bluetooth 5.2
Webcam Resolution	2 MP
Battery Life (Average)	12.75 Hours
Item Weight	3.75 pounds
Product Dimensions	14.07 x 8.98 x 0.76 inches
Color	Navy Blue

## 8. OFFICIAL PRODUCT VIDEOS

The following videos provide additional visual guidance and information about your NIMO laptop:

Your browser does not support the video tag.

Video 8.1: An overview of the NIMO 15.6-inch FHD Laptop, highlighting its suitability for students, home use, and work tasks.

Your browser does not support the video tag.

Video 8.2: A demonstration of the NIMO 15.6-inch laptop's features and general usage.

Your browser does not support the video tag.

Video 8.3: A closer look at the NIMO 15.6-inch N150 Laptop, detailing its performance and design.







## 9. WARRANTY AND SUPPORT

NIMO offers a comprehensive 2-year manufacturer's warranty for your laptop. In addition, a 90-day hassle-free return and exchange service is provided by NIMO Direct Inc. for any product concerns.

For support, please contact NIMO Direct Inc. customer service. Their dedicated team is available to assist with issues or facilitate replacements.

- **Warranty Period:** 2 Years
- **Return Policy:** 90 Days

Related Documents - NIMO N157B

	<p><a href="#">NIMO N157 Series Laptop User Manual</a></p> <p>User manual for the NIMO N157 series laptop, covering product schematic, instructions for use, safety guidelines, troubleshooting, warranty information, and FCC/IC compliance.</p>
	<p><a href="#">NIMO N175 Series Laptop User Manual and Safety Information</a></p> <p>Official user manual and safety guide for the NIMO N175 series laptop. Provides detailed information on product features, setup, operation, maintenance, troubleshooting, warranty, and regulatory compliance.</p>
	<p><a href="#">Nimo MME2S Series Mini PC User Manual</a></p> <p>User manual for the Nimo MME2S series Mini PC, covering setup, operation, safety precautions, package contents, BIOS setup, FCC compliance, and warranty information.</p>
	<p><a href="#">NIMO N173 Series Notebook User Manual   Setup, Safety &amp; Troubleshooting Guide</a></p> <p>Comprehensive user manual for the NIMO N173 series notebook, covering product schematics, setup instructions, power supply, charging, cleaning, maintenance, safety guidelines, troubleshooting, and warranty information.</p>
	<p><a href="#">NIMO N171 Series Laptop User Manual and Safety Guide</a></p> <p>Comprehensive user manual for the NIMO N171 series laptop, covering product specifications, usage instructions, safety guidelines, troubleshooting, and warranty information.</p>
	<p><a href="#">NIMO N153 Series Laptop User Manual and Safety Guide</a></p> <p>This user manual provides comprehensive information for the NIMO N153 series laptop, including setup instructions, function key details, power supply and charging guidance, safety precautions, troubleshooting steps, warranty information, and FCC compliance statements.</p>