

[Manuals.plus](#) /

> [MUCAR](#) /

> MUCAR CS90 + BT200 OBD2 Scanner Diagnostic Tool User Manual

MUCAR CS90, BT200

MUCAR CS90 + BT200 OBD2 Scanner Diagnostic Tool User Manual

Comprehensive instructions for setup, operation, and maintenance.

INTRODUCTION

This manual provides detailed instructions for the MUCAR CS90 and BT200 OBD2 diagnostic tools. It covers essential information for proper setup, operation, and maintenance to ensure optimal performance and longevity of your devices. Please read this manual thoroughly before using the products.



Image: The MUCAR CS90 diagnostic tablet, its packaging, and the MUCAR BT200 Bluetooth adapter with its associated mobile application interface. This image illustrates the complete product package.

SETUP AND INITIAL USE

1. Unpacking and Inspection

Carefully unpack all components. Verify that all items listed in the packaging contents are present and undamaged. If any items are missing or damaged, contact customer support immediately.

2. Powering On the CS90

1. Locate the power button on the MUCAR CS90 device.
2. Press and hold the power button until the screen illuminates.
3. Follow the on-screen prompts for initial language selection and Wi-Fi connection.

3. BT200 App Installation and Pairing

1. Download the MUCAR app from your mobile device's app store (iOS or Android).

2. Install the app and create an account or log in.
3. Plug the BT200 device into your vehicle's OBD2 port. The device will power on automatically.
4. Open the MUCAR app, navigate to the device connection section, and pair with the BT200 via Bluetooth.

View Your Car's Data From Phone

Simple and Convenient

Health Report

40%

00:40

17 Dash Board Scanning...

16 Steering Column Electronics No Fault Code

08 Air Conditioning No Fault Code

03 Brakes 1 No Fault Code

02 Transmission Control Module No Fault Code

Return Pause

MUCAR

Diagnostics
Enhanced diagnostic for all systems. Read and clear fault codes, read data stream, etc.

OBD Function I/M Readiness VE Calculator

Maintenance More >

OIL AFS BLEED ETS

REPORTS
Reports and diagnostic records.

VEHICLE COVERAGE INQUIRE
Check supported models and functions

Home Mail Messages Me

App Store

All American European Asian

DEMO
V14.40 | 18.9 KB
Expired Date: 01/01/2071

ACURA 14.50%
V10.02 | 22.3 MB
Expired Date: 04/25/2025

AUSTFORD
V10.48 | 42.3 MB
Expired Date: 04/25/2025

Audi
V10.00 | 86.6 MB
Expired Date: 04/25/2025

BENTLEY
V10.72 | 102 MB
Expired Date: 04/25/2025

BMW/Rolls Royce/Mini
V10.00 | 376 MB
Expired Date: 04/25/2025

BUGATTI
V10.02 | 282 MB
Expired Date: 04/25/2025

Install in Seconds ✓

User-Friendly APP ✓

Connect Via Bluetooth ✓

MUCAR APP

MUCAR

Image: The MUCAR BT200 device connected to a vehicle's OBD2 port, demonstrating its compact size. A smartphone screen displays the MUCAR application, illustrating the user-friendly interface for diagnostics and data viewing. This image highlights the ease of installation and app integration.

OPERATING INSTRUCTIONS

1. MUCAR CS90 Diagnostic Functions

The CS90 offers comprehensive diagnostic capabilities for various vehicle systems and includes numerous reset services.

- **4 System Diagnostics:** Engine, Transmission, ABS (Anti-lock Braking System), and Airbag (SRS).
- **28 Reset Services:** Including Oil Reset, Brake Reset, Airbag Reset, DPF Regeneration, ABS Bleeding, BMS Reset, Immobilizer, Throttle Adaptation, Injector Coding, Suspension Reset, Gear Learning, TPMS Reset, Sunroof Reset, NOx Sensor Reset, Seats Calibration, AdBlue Reset, AFS Headlamp Reset, Gearbox Reset, Language Change, Transport Mode, and Coolant Bleed.

4 System Diagnostics

Engine, ABS, Transmission, Airbag

DEMO Y10-02 - FORD - Health Report

41% Scanned 00:00

ABS	Anti-Lock Braking System	✓
RCM	Restraint Control Module	✓
BCM	Body Control Module	✓
PCM	Powertrain Control Module	✓

Read/Clear Fault Codes

Module Reset

Auto Scan

Repair Guide


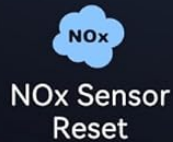
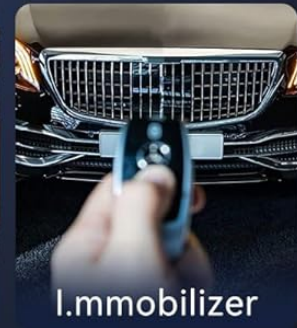
Freeze Frame

Max. 4 PIDs Live Data

Image: The MUCAR CS90 device held by hands, displaying its interface during a diagnostic scan. The background illustrates a car with

highlighted components like Engine, Transmission, ABS, and Airbag, indicating the four main systems the CS90 can diagnose. Icons for Read/Clear Fault Codes, Repair Guide, Auto Scan, and Live Data are also visible.

28 Comprehensive Reset Services



Warm Tips: Please email service@mucarco.com to check the compatibility before purchase.

Image: A visual representation of the 28 comprehensive reset services offered by the MUCAR CS90. Icons and text labels for services such as Oil Reset, Brake Reset, Airbag Reset, DPF Regen, ABS Bleeding, and BMS Reset are prominently displayed, indicating the wide range of maintenance functions available.

2. MUCAR BT200 Diagnostic Functions

The BT200 provides full system diagnostics and essential reset services via the MUCAR mobile application.

- **Full System Diagnostics:** Access and diagnose all available electronic control units (ECUs) in the vehicle, including Engine, ABS, SRS, BCM, TPMS, EPB, Transmission, Steering System, Instrument System, and Air Conditioning.

- **Key Reset Services:** Oil Reset and SAS (Steering Angle Sensor) Reset.
- **Full OBD2 Functions:** Read Codes, Clear Codes, Live Data, Smog Check, Freeze Frame, O2 Sensor Test, EVAP Test, On-board Monitor Test, DTC Code Lookup, and Vehicle Information.

2 Most Useful Resets

Save Your More Money and Time

The advertisement features a central image of the MUCAR BT200 diagnostic scanner, a black handheld device with a glowing green light. To its right is a smartphone displaying the MUCAR app interface. The app's main screen is titled 'Diagnostics' and includes a sub-header 'Enhanced diagnostic for all systems. Read and clear fault codes, read data stream, etc.' Below this are three icons: 'OBD Function', 'I/M Readiness', and 'VE Calculator'. A 'Maintenance' section follows with icons for 'OIL', 'AFS', 'BLEED', and 'ETS'. At the bottom of the app screen is a 'REPORTS' section with a sub-header 'Reports and diagnostic records.' Two inset images at the bottom of the advertisement show 'Oil Reset' (a hand pouring oil into an engine) and 'SAS Reset' (a steering wheel).

Image: The MUCAR BT200 device, highlighting its capability as an "All Systems Diagnostic Scanner." Icons representing various vehicle systems such as Engine, ABS, SRS, BCM, TPMS, EPB, Transmission, Steering System, Instrument System, and Air Conditioning are displayed around the device, indicating its comprehensive diagnostic coverage.

Professional Car Code Reader



Read Codes



Clear Codes



Live Data



Smog Check



Freeze Frame



O2 Sensor Test



EVAP Test



On-board Monitor Test



DTC Code



Vehicle Information

Image: The MUCAR BT200 device emitting a green light, indicating active connection. A smartphone screen displays the MUCAR app's "Diagnostics" interface, prominently featuring "Oil Reset" and "SAS Reset" functions, which are two key maintenance services provided by the BT200.

Unlock More Resets By \$19.95/One Reset/Year

Quickly Locate Root Cause



ABS Bleeding



TPMS Reset



EPB Reset



ETS Reset

- AdBlue Reset
- Adaptive Front Lighting
- Airbag Reset
- A/F Reset
- Battery Matching
- Gearbox Relearn
- Brake Reset
- Coolant Bleed
- Electric Throttle Relearn
- Gear Learn
- Immobilizer Reset
- Injector Coding
- Language Change
- Steering Angle Reset
- Seats Calibration
- Stop/start Reset
- Sunroof Reset
- Air Level Calibration
- Transport Mode
- Tyre Reset
- Windows Calibration
- More...

Image: The MUCAR BT200 device positioned next to a car, illustrating its role as a "Professional Car Code Reader." Various diagnostic functions are depicted through icons and text, including Read Codes, Clear Codes, Live Data, Smog Check, Freeze Frame, O2 Sensor Test, EVAP Test, On-board Monitor Test, DTC Code, and Vehicle Information, showcasing its full OBD2 capabilities.

3. FCA AutoAuth

Both CS90 and BT200 support FCA AutoAuth, allowing access to protected FCA vehicle modules for diagnostics and special functions. Refer to the MUCAR app or device for specific instructions on enabling and using this feature.

MAINTENANCE

- **Cleaning:** Use a soft, dry cloth to clean the device screens and bodies. Avoid abrasive cleaners or solvents.
- **Storage:** Store the devices in a cool, dry place away from direct sunlight and extreme temperatures.
- **Software Updates:** Regularly check for software updates for both the CS90 and the MUCAR app (for BT200) to ensure optimal performance and access to the latest vehicle data and features. Updates are typically free for life.

Unlimited Full Functions





4
System Diagnostics



28+
Reset Services



Full
OBD2 Functions



FCA
AutoAuth



Lifetime
Free Upgrade

- Auto VIN
- Full **Live Data** Compatibilities
- Diagnostic Reports
- **20+** Languages
- Built-in Online Support (IM Chat)

 **NO IP Restriction**



Android
10.0



32GB
Memory



Stable VCI
Connection

Image: The MUCAR CS90 device displaying a live data graph, indicating its advanced diagnostic capabilities. Surrounding the device are icons highlighting its key features: 4 System Diagnostics, 28+ Reset Services, Full OBD2 Functions, FCA AutoAuth, and Lifetime Free Upgrade, emphasizing its comprehensive functionality and ongoing support.

TROUBLESHOOTING

- **Device Not Powering On:** Ensure the device is fully charged (CS90) or properly connected to the vehicle's OBD2 port (BT200). Check the vehicle's battery if the BT200 does not power on.
- **Connection Issues (BT200):** Verify Bluetooth is enabled on your mobile device. Ensure the BT200 is securely plugged into the OBD2 port. Restart the app and try pairing again.
- **Communication Errors:** Ensure the vehicle's ignition is on. Check the OBD2 port for any obstructions or damage. Try the device on a different compatible vehicle if possible.
- **Software Freezes:** Restart the device (CS90) or the app (BT200). Ensure the software is up to date.

SPECIFICATIONS

Brand	MUCAR
Models	CS90, BT200
Connectivity (BT200)	Bluetooth
Operating System (CS90)	Android 10.0
Memory (CS90)	32GB
Diagnostic Systems (CS90)	4 (Engine, Transmission, ABS, Airbag)
Reset Services (CS90)	28+
Diagnostic Systems (BT200)	Full System
Reset Services (BT200)	Oil Reset, SAS Reset
OBD2 Functions	Full OBD2 functions supported by both devices

WARRANTY AND SUPPORT

MUCAR products are designed for reliability and performance. For specific warranty details, please refer to the warranty card included with your product or visit the official MUCAR website.

For technical support, compatibility inquiries, or any other assistance, please contact MUCAR customer service:

- **Email:** service@mucarco.com
- **Online Support:** Utilize the built-in online support (IM Chat) feature available on the CS90 device or within the MUCAR app.

Please provide your product model and a detailed description of the issue when contacting support to facilitate a quicker resolution.