

## Manuals+

[Q & A](#) | [Deep Search](#) | [Upload](#)

[manuals.plus](#) /

› [Tribit](#) /

› [Tribit PocketGo Portable Bluetooth Speaker BTS68 User Manual](#)

## Tribit BTS68

# Tribit PocketGo Portable Bluetooth Speaker (Model BTS68) User Manual

Your guide to setup, operation, and maintenance.

## INTRODUCTION

Thank you for choosing the Tribit PocketGo Portable Bluetooth Speaker. This compact and durable speaker is designed to deliver powerful sound for all your adventures, whether indoors or outdoors. With its robust features and user-friendly design, you can enjoy high-quality audio wherever you go. This manual provides essential information to help you get the most out of your new speaker.



Image: The Tribit PocketGo speaker in a vibrant outdoor setting, highlighting its portability and suitability for various activities.

## WHAT'S IN THE BOX

- Tribit PocketGo Portable Bluetooth Speaker
- USB-C Charging Cable
- User Manual

### Key Features

- **20-Hour Battery Life:** Enjoy extended music playback with the 2400mAh battery.
- **IP68 Waterproof & Dustproof:** Designed to withstand harsh conditions and even floats on water.
- **7W Powerful Sound:** Delivers rich, detailed, and clear audio from a compact size.
- **Customizable EQ:** Tailor your audio experience using the Tribit App's 6-band equalizer.
- **True Wireless Stereo (TWS) Pairing:** Connect two PocketGo speakers for immersive stereo sound.
- **Bluetooth 6.0:** Ensures stable and efficient wireless connectivity.
- **TF Card Support:** Play music directly from a MicroSD card.
- **Lightweight & Portable:** Weighing just 220g, it's easy to carry anywhere.
- **Built-in Microphone:** For hands-free calls and voice assistant access.



Image: The top panel of the Tribit PocketGo speaker, clearly showing the power, Bluetooth, volume, and multi-function buttons.




Image: The Tribit PocketGo speaker partially submerged in water, illustrating its IP68 waterproof and dustproof capabilities.


Your browser does not support the video tag.

Video: An official product video showcasing the Tribit PocketGo Portable Bluetooth Speaker's features, including its powerful sound, long battery life, and durable design.


## SETUP

---

### Powering On/Off

1. To power on, press and hold the **Power button**  for 2 seconds. The LED indicator will light up.
2. To power off, press and hold the **Power button** for 2 seconds. The LED indicator will turn off.

### Bluetooth Pairing

1. Ensure the speaker is powered on and the Bluetooth indicator  is flashing blue, indicating it's in pairing mode.
2. On your device (smartphone, tablet, etc.), enable Bluetooth and search for "Tribit PocketGo" in the list of available devices.
3. Select "Tribit PocketGo" to connect. Once connected, the Bluetooth indicator will turn solid blue.

### TF Card Playback

The Tribit PocketGo supports playing music directly from a TF (MicroSD) card. To use this feature:

1. Open the rubber flap on the side of the speaker.
2. Insert a TF card (up to 128GB) with your music files into the TF card slot.
3. The speaker will automatically switch to TF card playback mode. Use the control buttons to manage your music.



# Customized Sound As You Like

The App allows custom EQ settings and offers 6 preset EQ modes



Image: The side of the Tribit PocketGo speaker with its protective flap open, revealing the USB-C charging port and the TF card slot.

## OPERATING INSTRUCTIONS

### Button Functions

- **Power Button** (🔘): Press and hold for 2 seconds to power on/off.
- **Bluetooth Button** (📶): Press to enter Bluetooth pairing mode.
- **Volume Down Button** (-): Press to decrease volume. Press and hold for previous track.
- **Multi-function Button** (O): Press to play/pause music or answer/end calls. Double-press for voice assistant.
- **Volume Up Button** (+): Press to increase volume. Press and hold for next track.

### True Wireless Stereo (TWS) Pairing

To pair two Tribit PocketGo speakers for stereo sound:

1. Ensure both speakers are powered on and not connected to any Bluetooth device.

2. On one speaker, press and hold the **Bluetooth button** for 3 seconds until you hear a prompt. This speaker will be the primary.
3. The primary speaker will automatically search for the secondary speaker. Once connected, you will hear a confirmation tone.
4. Connect your device to the primary speaker via Bluetooth.

### Using the Tribit App & Custom EQ

Download the official Tribit App from your device's app store to unlock additional features, including a 6-band equalizer for personalized sound. The app allows you to choose from preset EQ modes or create your own custom settings.



Image: A smartphone displaying the Tribit app interface, showing custom EQ settings and control options for the PocketGo speaker.

## MAINTENANCE

To ensure the longevity and optimal performance of your Tribit PocketGo speaker, follow these maintenance guidelines:



- **Cleaning:** Use a soft, damp cloth to clean the speaker's exterior. Avoid using harsh chemicals or abrasive cleaners.
- **Water Exposure:** While IP68 rated, ensure the rubber flap covering the charging port and TF card slot is securely closed before exposing the speaker to water. After water exposure, dry the speaker thoroughly before charging.
- **Storage:** Store the speaker in a cool, dry place away from direct sunlight and extreme temperatures when not in use for extended periods.
- **Charging:** Use the provided USB-C cable and a compatible power adapter (not included) for charging. Avoid using damaged cables or chargers.

## TRUBLESHOOTING

Problem	Solution
Speaker does not power on	Ensure the battery is charged. Connect the speaker to a power source using the USB-C cable.
Cannot pair via Bluetooth	Make sure the speaker is in pairing mode (flashing blue LED). Ensure your device's Bluetooth is on and within range. Forget "Tribit PocketGo" from your device's Bluetooth list and try pairing again.
No sound or low volume	Check the volume levels on both the speaker and your connected device. Ensure the speaker is properly paired.
TWS pairing fails	Ensure both speakers are fully charged and not connected to any other Bluetooth device. Try resetting both speakers and attempting TWS pairing again.
Speaker floats in water but sound is muffled	After submersion, gently shake the speaker to clear water from the speaker grille. Sound quality will return to normal once water is expelled.

## SPECIFICATIONS

- **Model Name:** PocketGo
- **Model Number:** BTS68
- **Brand:** Tribit
- **Speaker Type:** Portable Speaker
- **Connectivity Technology:** Bluetooth 6.0
- **Speaker Maximum Output Power:** 7 Watts
- **Audio Driver Size:** 45 Millimeters
- **Battery Capacity:** 2400 Milliamp Hours
- **Playtime:** Up to 20 hours (at 50% volume)
- **Charging Time:** Approximately 3 hours
- **Water Resistance Level:** IP68 Waterproof/Dustproof
- **Drop Resistance:** 1.22-meter (SGS certified)
- **Item Weight:** 220 Grams (0.49 lbs)
- **Product Dimensions:** 4.25"D x 3.18"W x 1.65"H
- **Material:** ABS+PC
- **Control Method:** App, Buttons

- **Included Components:** Speaker, USB-C Charging Cable, User Manual

## WARRANTY AND SUPPORT

---

The Tribit PocketGo Portable Bluetooth Speaker comes with a Limited Warranty. For detailed warranty information, product support, or any inquiries, please visit the official Tribit website or contact their customer service directly. Keep your purchase receipt for warranty claims.