



Manuals.plus /

› Dyurwa /

› Dyurwa ZY02 Portable Bluetooth Speaker Instruction Manual

Dyurwa ZY02

Dyurwa ZY02 Portable Bluetooth Speaker Instruction Manual

Model: ZY02 | Brand: Dyurwa

1. INTRODUCTION

Thank you for purchasing the Dyurwa ZY02 Portable Bluetooth Speaker. This manual provides essential information for setting up, operating, and maintaining your speaker. Please read it thoroughly before use to ensure optimal performance and longevity of your device.

2. SAFETY INFORMATION

- Do not expose the speaker to extreme temperatures or direct sunlight for extended periods.
- Avoid dropping or subjecting the speaker to strong impacts.
- Keep the speaker away from medical devices, as it may interfere with their operation.
- Do not attempt to disassemble, repair, or modify the speaker yourself. Contact qualified service personnel if needed.
- Ensure the charging port cover is securely closed when using the speaker near water to maintain its IPX7 waterproof rating.

3. PACKAGE CONTENTS

- 1 x Dyurwa ZY02 Portable Bluetooth Speaker
- 1 x Type-C Charging Cable
- 1 x Quick Start Guide (this document)

4. PRODUCT OVERVIEW

Controls and Ports

Familiarize yourself with the buttons and ports on your Dyrwa ZY02 speaker:



Figure 1: Top-mounted control buttons and side profile of the Dyrwa ZY02 speaker.



Figure 2: The sealed port area on the Dyurwa ZY02 speaker, revealing the Type-C charging port and a memory card slot.

Your browser does not support the video tag.

Video 1: A brief overview of the Dyurwa ZY02 speaker's physical features, including its buttons, ports, and dynamic LED lighting effects.

5. SETUP

5.1 Charging the Speaker

Before first use, fully charge your speaker. Use the provided Type-C charging cable to connect the speaker to a compatible USB power source. The charging time is approximately 2-3 hours.

Portable & Easy-go

Dyurwa ZY-02 is ReadyWherever Music Needed



Figure 3: The Dyurwa ZY02 speaker highlighting its 12-hour battery life, with a note that continuous playtime varies by volume and light settings.

5.2 Bluetooth Pairing

1. Power on the speaker by pressing and holding the power button. The LED indicator will flash, indicating it's in pairing mode.
2. On your device (smartphone, tablet, computer), enable Bluetooth and search for available devices.
3. Select "ZY02" from the list of devices.
4. Once connected, the speaker will emit an audible confirmation, and the LED indicator will remain solid.

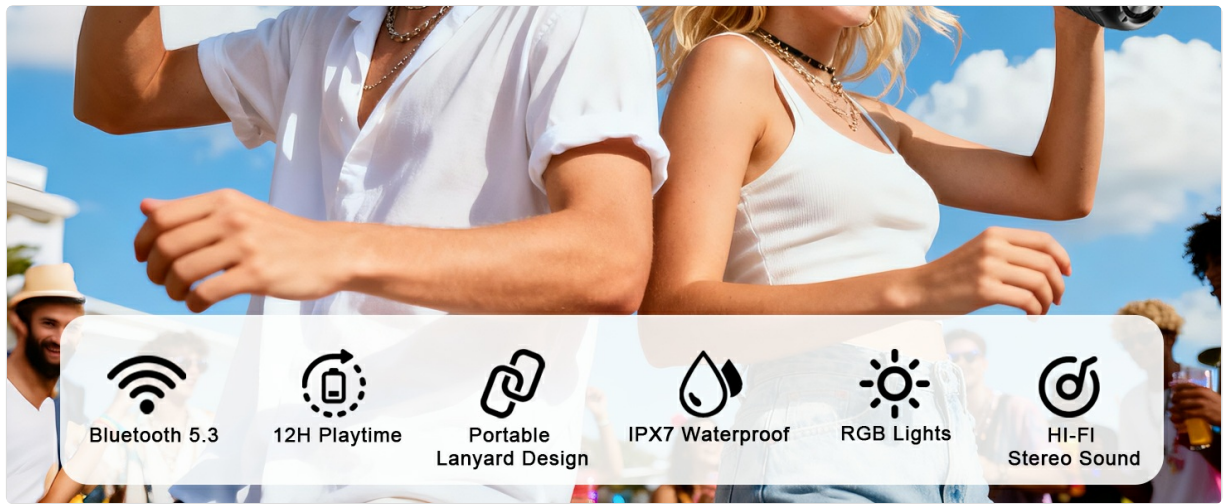


Figure 4: The Dyrwra ZY02 speaker connected to a laptop, illustrating its Bluetooth 5.3 multi-device compatibility.

5.3 True Wireless Stereo (TWS) Pairing

To pair two ZY02 speakers for a stereo sound experience:

1. Ensure both speakers are powered off and not connected to any device.
2. Power on both speakers.
3. On one speaker (this will be the primary speaker), double-press the power button. It will search for the secondary speaker.
4. Once connected, both speakers will emit a confirmation tone, and their LED indicators will synchronize.
5. Connect your device to the primary speaker via Bluetooth as described in section 5.2.

6. OPERATING INSTRUCTIONS

6.1 Basic Functions

- **Power On/Off:** Press and hold the power button for 3 seconds.
- **Play/Pause:** Short press the Play/Pause button.
- **Volume Up:** Short press the '+' button.
- **Volume Down:** Short press the '-' button.
- **Next Track:** Long press the '+' button.
- **Previous Track:** Long press the '-' button.

6.2 RGB Lighting Modes

The speaker features dynamic RGB lights that can be customized:

24W super loud sound

Powerful Audio That Doesn't Distort.




Figure 5: The Dyurwa ZY02 speaker displaying its dynamic RGB lighting, with an icon indicating the button to browse different vibrant modes.

- **Change Light Mode:** Short press the light button (often indicated by a sun or lightbulb icon) to cycle through available RGB lighting effects.
- **Turn Lights Off:** Continue pressing the light button until the lights turn off.
- The lights can also pulse with the rhythm of the music.

Your browser does not support the video tag.

Video 2: Demonstration of the Dyurwa ZY02 speaker's RGB lighting features, showing how the lights change and react to sound.

6.3 Hands-Free Calling

With its built-in microphone, the speaker supports hands-free calling when connected to your smartphone:



Figure 6: The Dyrwa ZY02 speaker facilitating a hands-free call in an office environment, showcasing its built-in microphone functionality.

- **Answer/End Call:** Short press the Play/Pause button.
- **Reject Call:** Long press the Play/Pause button.

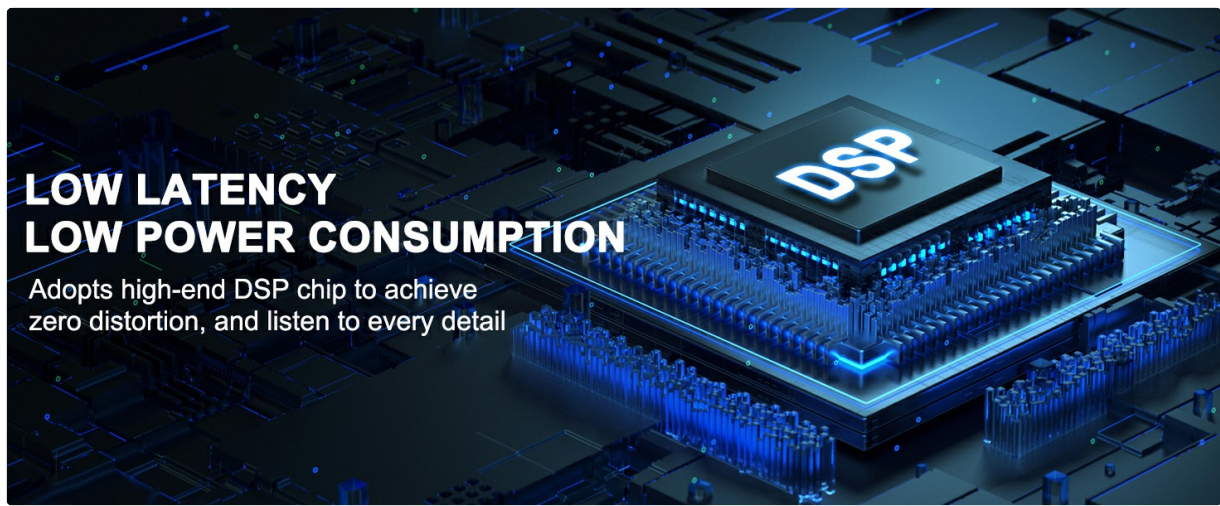
7. MAINTENANCE

7.1 Waterproof Design (IPX7)

The Dyrwa ZY02 speaker features an IPX7 waterproof rating, meaning it can be submerged in up to 1 meter of water for 30 minutes. This makes it suitable for use in showers, by the pool, or at the beach.



Figure 7: The Dyrwa ZY02 speaker demonstrating its IPX7 waterproof capability by being partially submerged in water.



LOW LATENCY LOW POWER CONSUMPTION

Adopts high-end DSP chip to achieve zero distortion, and listen to every detail

Figure 8: The Dyrwa ZY02 speaker on a beach, showcasing its durable and IPX7 waterproof design, suitable for outdoor use.

- Always ensure the charging port cover is tightly sealed before exposing the speaker to water.
- After exposure to water, wipe the speaker dry with a soft cloth.
- Do not charge the speaker if the charging port is wet.

7.2 Cleaning

Use a soft, damp cloth to clean the exterior of the speaker. Do not use harsh chemicals or abrasive cleaners.

8. TROUBLESHOOTING

Problem	Possible Cause	Solution
Speaker does not power on	Low battery	Charge the speaker fully.
Cannot pair with device	Bluetooth not enabled on device; speaker not in pairing mode; too far from device	Ensure Bluetooth is on, speaker is in pairing mode, and within 10 meters. Restart both devices.
No sound or low volume	Volume too low on speaker or device; incorrect audio source	Increase volume on both speaker and device. Check device's audio output settings.
TWS pairing failed	Speakers not reset or too far apart	Ensure both speakers are disconnected from other devices. Place them close together and retry TWS pairing.

9. SPECIFICATIONS

Feature	Detail
Brand	Dyurwa
Model Number	ZY02
Connectivity Technology	Bluetooth, AUX
Wireless Technology	Bluetooth 5.3
Audio Output Mode	Stereo
Speaker Maximum Output Power	180 Watts
Battery Capacity	1800mAh
Battery Average Life	12 Hours (varies by volume/light settings)
Battery Charge Time	2-3 Hours
Waterproof Rating	IPX7
Connection Range	>10M
Item Dimensions (D x W x H)	2.54"D x 5"W x 4"H
Weight	216g
Built-In Media	Power Cable
Number of Audio Channels	2.0
Audio Driver Type	Dynamic Driver

10. WARRANTY AND SUPPORT

The Dyurwa ZY02 Portable Bluetooth Speaker comes with a limited warranty. For specific warranty details and support inquiries, please refer to the warranty card included in your package or contact Dyurwa customer service.

For technical support or further assistance, please visit the official Dyurwa website or contact their customer service team.