

## YUNMAI PRO

# Yunmai Smart Scale PRO: User Manual

Model: PRO

## 1. INTRODUCTION

The Yunmai Smart Scale PRO is designed to provide a comprehensive analysis of your body composition. Utilizing advanced Bioelectrical Impedance Analysis (BIA) technology and ITO coating, this scale measures 13 key body metrics to help you monitor your health and fitness progress. This manual provides essential information for setting up, operating, and maintaining your device.



Figure 1: Yunmai Smart Scale PRO and companion app interface.

## 2. PACKAGE CONTENTS

Verify that all items are present in the package:

- Yunmai Smart Scale PRO
- Micro USB Charging Cable
- User Manual (this document)

## 3. SETUP

### 3.1 Charging the Scale

The Yunmai Smart Scale PRO features a rechargeable battery. Before first use, ensure the scale is fully charged.

1. Connect the provided Micro USB cable to the charging port on the side or back of the scale.
2. Connect the other end of the USB cable to a standard USB power adapter (not included) or a computer USB port.

3. The LED display will indicate charging status. A full charge typically provides up to 180 days of use.

## 3.2 App Installation and Pairing

To utilize all features and track your body composition data, download the YUNMAI App.

1. Search for "YUNMAI" in the Apple App Store or Google Play Store and install the application on your smartphone.
2. Ensure your phone's Bluetooth is enabled.
3. Open the YUNMAI App and follow the on-screen instructions to create your user profile.
4. Step onto the scale with bare feet. The scale will automatically turn on and attempt to pair with the app via Bluetooth.
5. Confirm the pairing within the YUNMAI App. Your first measurement will be recorded and associated with your profile.

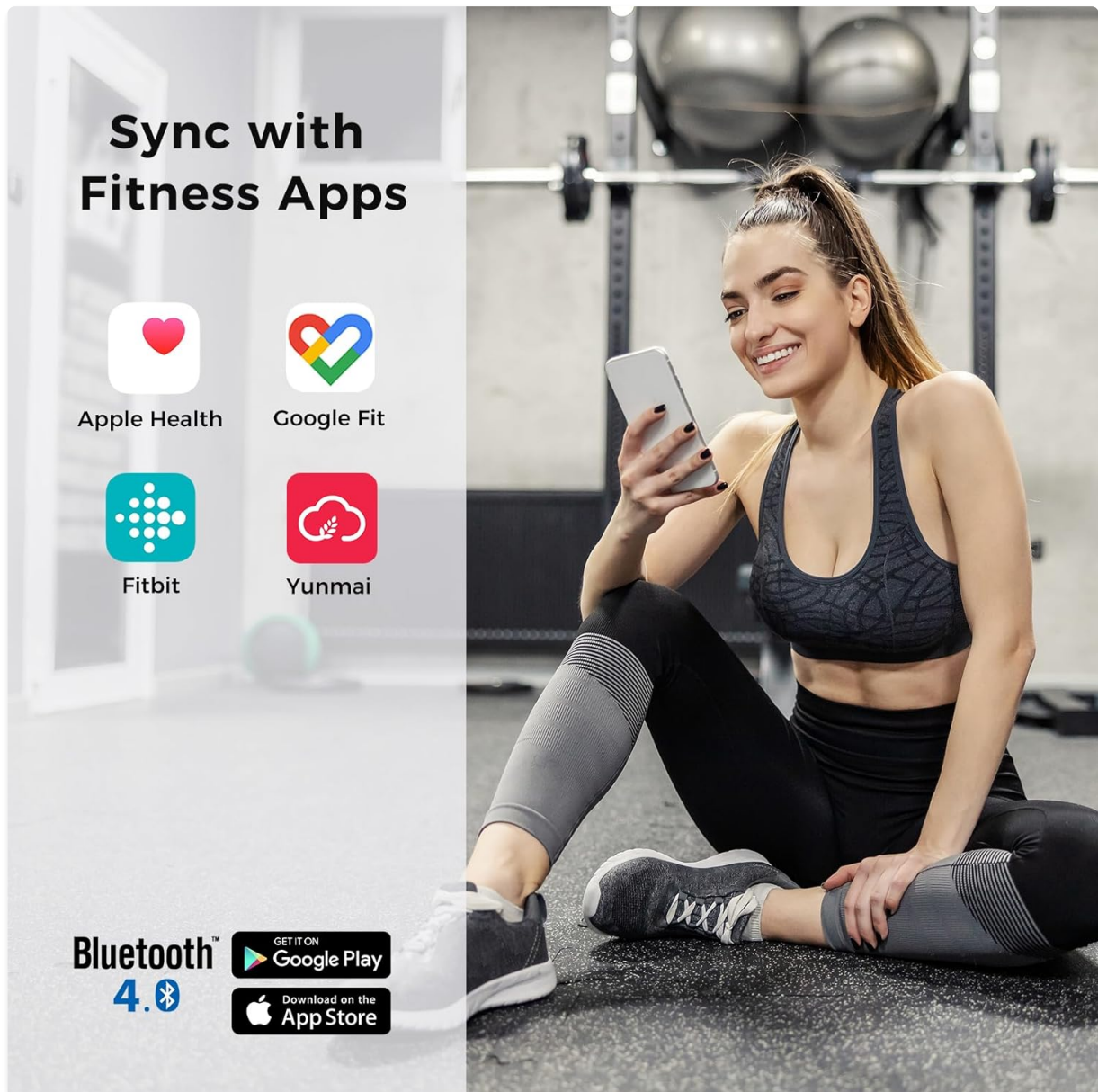


Figure 2: The Yunmai App supports synchronization with popular health applications.

## 4. OPERATING THE SCALE

### 4.1 Taking a Measurement

For accurate body composition readings, follow these steps:

1. Place the scale on a hard, flat surface. Avoid carpets or uneven flooring.
2. Ensure your feet are clean and dry.
3. Step onto the scale with bare feet, centering them on the ITO-coated sensor areas. Stand still until the measurement is complete.
4. The scale's LED display will show your weight. The YUNMAI App will then display all 13 body composition metrics.



Figure 3: ITO Coating Technology ensures comprehensive sensor coverage for accurate readings.

## 4.2 Understanding Body Metrics

The Yunmai Smart Scale PRO measures 13 key body composition metrics:

- Weight
- Body Mass Index (BMI)
- Body Fat Percentage
- Muscle Mass
- Bone Mass
- Water Percentage

- Visceral Fat Index
- Basal Metabolic Rate (BMR)
- Protein
- Biological Age
- Fat Free Mass
- Body Fat Mass Index
- Fat Weight

Detailed explanations and historical data for each metric are available within the YUNMAI App.



Figure 4: The 13 key body metrics analyzed by the Yunmai Smart Scale PRO.

### 4.3 Multi-User Functionality

The Yunmai Smart Scale PRO supports up to 16 users with automatic identification. Each user can create a profile within the YUNMAI App.

1. In the YUNMAI App, navigate to the user management section to add new users.
2. Each user should step onto the scale with their associated smartphone nearby and the YUNMAI App open.
3. The scale will automatically recognize the user based on previous weight data and assign the



measurement to the correct profile.

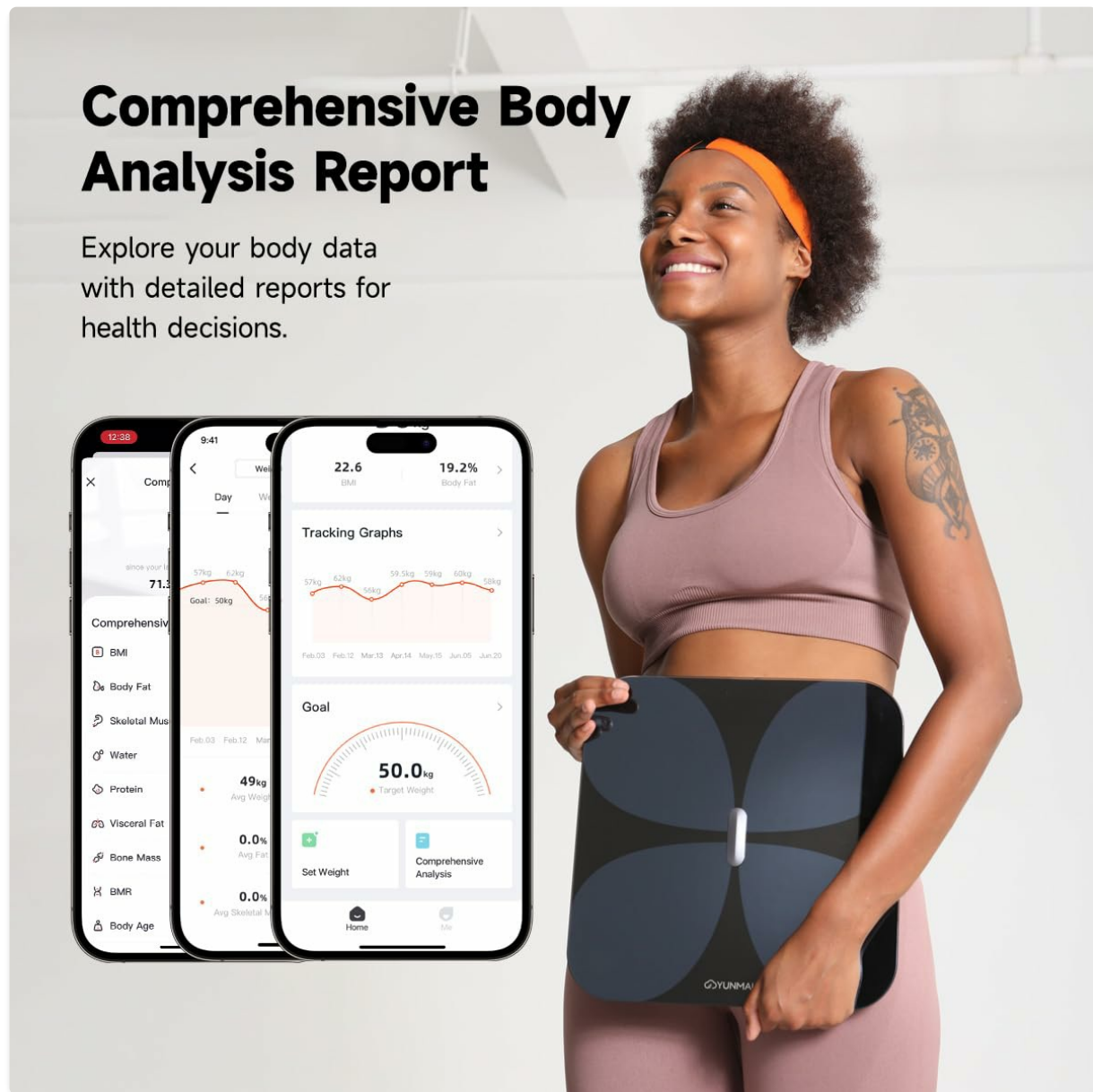


Figure 5: The scale supports multiple users with automatic recognition.

## 4.4 Data Synchronization

The YUNMAI App can synchronize data with other popular health applications.

- **Apple Health:** Connect the YUNMAI App to Apple Health in the app settings to share your body metrics.
- **Google Fit:** Integrate with Google Fit to consolidate your health data.
- **Fitbit:** Sync your Yunmai data with your Fitbit account for a comprehensive overview.

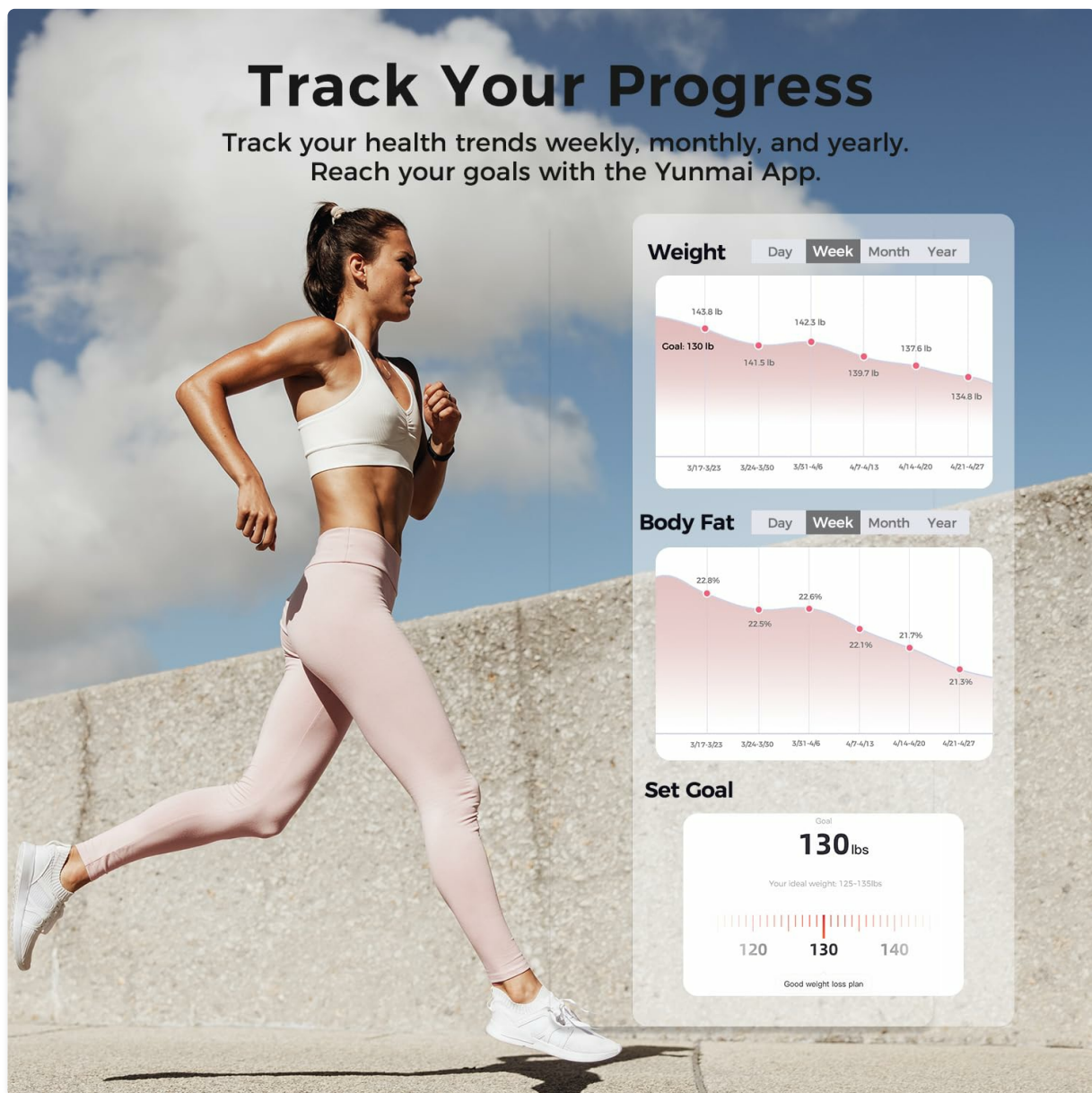


Figure 6: Track your health trends weekly, monthly, and yearly within the Yunmai App.

## 5. MAINTENANCE

### 5.1 Cleaning

To maintain the accuracy and appearance of your scale:

- Wipe the scale surface with a soft, damp cloth.
- Do not use abrasive cleaners or immerse the scale in water.
- Keep the surface dry to prevent slipping and ensure proper sensor function.

### 5.2 Storage

Store the scale in a cool, dry place. Avoid extreme temperatures or direct sunlight.

## 6. TROUBLESHOOTING

If you encounter issues with your Yunmai Smart Scale PRO, refer to the following common solutions:

- **Inaccurate Readings:**

- Ensure the scale is placed on a hard, flat surface.
  - Make sure your feet are bare, clean, and dry, and centered on the ITO sensors.
  - Recalibrate the scale by stepping on it briefly, then stepping off, and waiting for it to display '0.0' before taking a measurement.
  - Check the YUNMAI App settings to ensure the correct unit of measurement (pounds/kilograms) is selected.
- **Connectivity Issues (Bluetooth):**
    - Ensure Bluetooth is enabled on your smartphone.
    - Make sure the YUNMAI App is open and running in the foreground or background.
    - Restart your smartphone and the scale.
    - If the issue persists, try unpairing and re-pairing the scale in the YUNMAI App's settings.
- **Scale Not Turning On:**
    - Ensure the scale is charged. Connect it to the Micro USB cable and allow it to charge for at least 30 minutes.
    - Step firmly on the scale to activate it.
- **App Not Syncing Data:**
    - Verify that the YUNMAI App has the necessary permissions on your smartphone (e.g., Bluetooth, location).
    - Check your internet connection if syncing to cloud services or other health apps.
    - Ensure the app is updated to the latest version.

## 7. SPECIFICATIONS

Feature	Detail
Model Number	PRO
Dimensions	11.81 x 11.81 x 0.79 inches
Weight	3.75 Pounds
Measurement Range	11 - 400 lbs (5 - 180 kg)
Measurement Increments	0.11 lbs
Body Metrics Measured	13 (Weight, BMI, Body Fat, Muscle Mass, Bone Mass, etc.)
Sensors	4 High-precision Sensors, ITO Coating, BIA Technology
Display Type	LED
Connectivity	Bluetooth
Battery	1 Lithium Polymer (Rechargeable)
Battery Life	Up to 180 days on a single charge
Max Users	16 (with auto-identification)



## Large Platform, Durable Design



Figure 7: Physical design and dimensions of the Yunmai Smart Scale PRO.

## 8. WARRANTY AND SUPPORT

For warranty information and customer support, please refer to the official YUNMAI website or contact your retailer. Protection plans may be available for extended coverage.

For additional assistance, please visit the YUNMAI support page or contact their customer service directly. Contact information is typically found on the product packaging or the official brand website.

### Related Documents - PRO

	<p><a href="#">YUNMAI X Smart Scale YMBS-M268 User Manual - Setup and Operation Guide</a></p> <p>Comprehensive user manual for the YUNMAI X Smart Scale (Model YMBS-M268). Learn how to set up, connect via Bluetooth, use the YUNMAI App, and understand product features and specifications for a healthier lifestyle.</p>
	<p><a href="#">YUNMAI Premium Smart Scale User Manual</a></p> <p>User manual for the YUNMAI Premium Smart Scale (M1301). Covers features, setup, usage, specifications, and warranty in English, Czech, Slovak, Hungarian, and German.</p>
	<p><a href="#">YUNMAI S Smart Scale User Manual</a></p> <p>Comprehensive user manual for the YUNMAI S Smart Scale, detailing setup, app integration, usage instructions, product specifications, and warranty information.</p>
	<p><a href="#">YUNMAI Pro Smart Scale User Manual and Guide</a></p> <p>Comprehensive user manual for the YUNMAI Pro Smart Scale, covering setup, usage, maintenance, specifications, and warranty information. Includes BMI tracking and app connectivity.</p>

