

GoCube GCHSN1-Mini-Wizard

GoCube GoChess Mini Wizard Harry Potter Electronic Chess Board Game Instruction Manual

Model: GCHSN1-Mini-Wizard

[Box](#) [Setup](#) [Operating](#) [Features](#) [Introduction](#) [Maintenance](#) [What's in the Box](#) [Troubleshooting](#) [Specifications](#) [Warranty & Support](#)

1. INTRODUCTION

Welcome to the instruction manual for your GoCube GoChess Mini Wizard Harry Potter Electronic Chess Board Game. This guide provides essential information for setting up, operating, and maintaining your smart chess board. Enjoy an interactive chess experience with smart coaching, AI opponents, and online play.

2. WHAT'S IN THE BOX

Carefully unpack your GoChess Mini Wizard. The package should contain the following items:

- 32 Chess Pieces (Harry Potter Wizard's Chess design)
- Smart Chess Board (GoChess Mini Wizard)
- 2 Pouches for Pieces
- Mobile/Tablet Stand
- USB-C Charging Cable

What's In The Box



Image: All components included in the GoChess Mini Wizard package. This includes the smart chess board, 32 themed chess pieces, two storage pouches, a mobile device stand, and a USB-C charging cable.

3. SETUP

3.1 Initial Charging

Before first use, fully charge your GoChess Mini Wizard board using the provided USB-C charging cable. Connect the cable to the board's charging port and a compatible USB power source.

3.2 Piece Placement

Place the 32 Harry Potter themed chess pieces on the board in their standard starting positions. The board's sensors will detect the presence of each piece.



Premium App-Enabled Chess Board With Iconic Harry Potter Design

Image: The GoChess Mini Wizard board with all Harry Potter themed chess pieces set up in their initial positions. The board features a blue and white checkered pattern with the Harry Potter logo.

3.3 App Connection

Download the official GoChess app from your device's app store. Ensure Bluetooth is enabled on your mobile device. Open the app and follow the on-screen instructions to pair your device with the GoChess Mini Wizard board. The board will light up to confirm connection.



Image: A smartphone displaying the GoChess companion app interface, showing various game modes and settings. The phone is placed on the included mobile stand next to the chess board.

4. OPERATING INSTRUCTIONS

4.1 Playing Against the Smart Board (AI)

Select 'Play Vs. The Smart Board' in the GoChess app. Choose from 32 difficulty levels to match your skill. The board's smart lights will guide you with real-time feedback on moves.



Play Vs. The Smart Board

Play Solo Against The Board With 32 Difficulty Levels.
Challenge Yourself And Master Your Skills

Image: A hand moving a white chess piece on the GoChess Mini Wizard board, with the board's smart lights indicating possible moves. The accompanying smartphone shows the game interface against the AI.

4.2 Online Play

Connect with friends or opponents worldwide by selecting 'Play Online' in the app. GoChess supports integration with Lichess and Chess.com. Your physical moves on the board will be reflected in the online game, and your opponent's moves will be indicated by the board's lights.



Image: A split image showing a person playing chess on the physical GoChess Mini Wizard board and another person interacting with the GoChess app on a smartphone, illustrating online play functionality.

4.3 Smart Light Coaching

The board features real-time colorful light indications:

- **Move Hints:** See all legal options at a glance.
- **Brilliant Highlights:** Spot strategic moves.
- **Blunder Alerts:** Avoid costly mistakes before you commit.

You can customize the assistance level in the app to fit your learning style.






Real Time Smart Coaching Lights

Image: A hand moving a black chess piece on the GoChess Mini Wizard board, with various colored lights illuminating squares to provide real-time smart coaching and feedback.

4.4 Playing Together

The GoChess Mini Wizard allows players of different skill levels to enjoy the game together. Choose the assistance level needed for each player within the app to ensure a fun and educational experience for everyone.



Free Companion App

3 Playing Modes – Daily Puzzles – Game Stats & Analysis.
Chess.Com And Lichess Integration

Image: A close-up of two intricately designed Harry Potter themed chess pieces (a black knight and a white bishop) facing each other on the checkered board, symbolizing collaborative play.

5. KEY FEATURES

- **Harry Potter Chess Set:** Premium, sleek Wizard's Chess pieces inspired by the iconic movie scene.
- **Smart Light Coaching:** Real-time colorful light indications for instant feedback and guidance.
- **Play Vs. The Smart Board:** Advanced chess bot with 32 difficulty levels for challenging play.
- **Online Play:** Connect with friends or opponents worldwide via Lichess and Chess.com integration.
- **Play Together:** Customizable assistance levels for each player, enabling varied skill levels to play.
- **Portable and Lightweight:** Standard size (35mm x 35mm square size), easy to carry and set up for play anywhere.
- **Free Companion App:** Offers 3 playing modes, daily puzzles, game stats, and analysis.

6. MAINTENANCE

6.1 Cleaning

Wipe the chess board and pieces with a soft, dry cloth. Avoid using abrasive cleaners or solvents that could

damage the surface or electronic components.

6.2 Storage

Store the chess pieces in their provided pouches to prevent loss or damage. Keep the board in a dry place away from extreme temperatures and direct sunlight.

6.3 Battery Care

To prolong battery life, avoid fully discharging the board frequently. Charge the board regularly, especially if it will be stored for an extended period.

7. TROUBLESHOOTING

7.1 Board Not Turning On

- Ensure the board is fully charged.
- Check the power button on the side of the board.

7.2 App Connection Issues

- Make sure Bluetooth is enabled on your mobile device.
- Restart the GoChess app and the chess board.
- Ensure your device is within Bluetooth range of the board.

7.3 Piece Recognition Problems

- Ensure pieces are placed firmly and centered on the squares.
- Avoid sliding pieces; lift and place them to ensure proper detection.
- Check for any foreign objects on the board surface that might interfere with sensors.

8. SPECIFICATIONS

Product Dimensions	15.5 x 15.5 x 0.04 inches
Item Weight	6.04 pounds
Item Model Number	GCHSN1-Mini-Wizard
Manufacturer Recommended Age	14 years and up
Language	English
Manufacturer	GoCube

9. WARRANTY & SUPPORT

For detailed warranty information, product support, or to contact customer service, please refer to the documentation included in your product packaging or visit the official GoCube website.