

Bextgoo 7024C

Bextgoo 2K Wired Video Intercom System (Model 7024C) User Manual

Model: 7024C

INTRODUCTION

The Bextgoo 2K Wired Video Intercom System (Model 7024C) provides advanced security and communication for your home. This system includes an outdoor doorbell with a 2K camera and a 7-inch indoor touch monitor, offering real-time video, two-way audio, and multiple unlocking options. This manual will guide you through the installation, operation, and maintenance of your new video intercom system.



Image: Overview of the Bextgoo 2K Wired Video Intercom System components.

WHAT'S IN THE BOX

Please verify that all components are present in your package:

- Doorbell with Camera
- Indoor Monitor (7-inch)
- IC Cards (for unlocking)

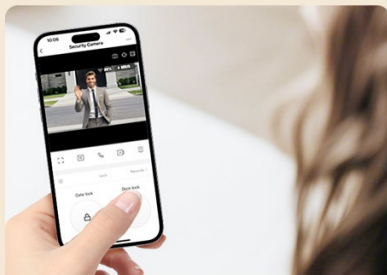
- Wiring Kit
- Power Cord
- Screw Kit
- User Manual

PRODUCT FEATURES

- **2K High-Resolution Video:** Experience clear day and night vision with 2K resolution and a 170° wide-angle lens, capturing detailed views of your entryway.

Surveillez, Déverrouillez et Contrôlez à Tout Moment

Via Application Mobile, Écran Tactile Intérieur et Carte IC



Déverrouillage à Distance via
Votre Téléphone



Déverrouillage à Distance via
l'Écran Intérieur



Déverrouillage avec une Carte IC
(5 cartes incluses)

Image: Day vision comparison between Bextgoo 2K and standard 1080P.

Améliorez la Qualité Vidéo en 2K

Obtenez une vidéo 2K plus nette et un angle de vue plus large pour savoir qui est à votre porte à tout moment.



Image: Night vision comparison between Bextgoo 2K and standard 1080P.

- **Real-time Monitoring:** View visitors on the 7-inch indoor touch monitor or remotely via the mobile application.
- **Integrated Storage:** A 64GB SD card is included for local video storage, eliminating the need for subscription fees. Supports up to 128GB.

Partage Facile avec la Famille pour une Visualisation à Distance Pratique

Restez Connecté en Temps Réel et Partagez les Moments Clés avec vos Proches sans Effort.

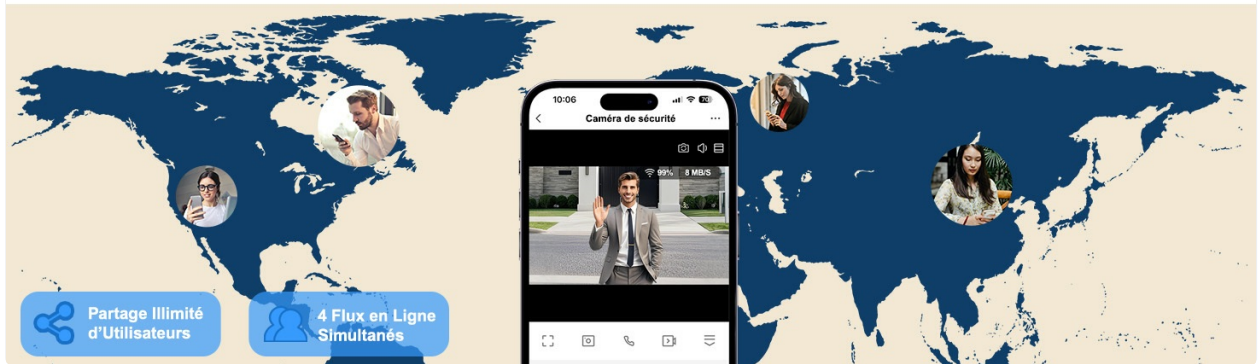


Image: Local storage with included 64GB TF card and video playback on monitor.

- **Flexible Unlocking Options:** Unlock your door or gate using IC cards, the indoor monitor, or the mobile application from anywhere.
- **Intelligent AI Motion Detection:** Receive instant alerts on your smartphone when motion is detected or the doorbell is pressed, with adjustable sensitivity settings.

Passez à la Vision Nocturne 2K Brillante

Obtenez une vidéo 2K plus nette et un angle de vue plus large pour savoir qui est à votre porte à tout moment.




Image: AI motion detection and instant alerts on a smartphone.

- **Enhanced Communication:** Engage in real-time video calls and utilize the voice change function for added privacy and security.
- **Durable and Reliable:** Designed with an IP66 waterproof rating for outdoor use in various weather conditions and features a stable 2-wire connection for consistent performance.

Alertes de Mouvement Instantanées pour Sécuriser Votre Maison en Temps Réel

Soyez averti dès que quelqu'un s'approche, restez informé et en sécurité.




Image: IP66 waterproof rating for all-weather outdoor use.

SETUP AND INSTALLATION

The Bextgoo 2K Wired Video Intercom System is designed for a straightforward 2-wire installation, compatible with most existing wiring systems. For detailed wiring diagrams, please refer to the comprehensive user manual included in your package.

- Mounting the Outdoor Doorbell:** Choose a suitable location near your entrance, ensuring a clear view of visitors. Securely mount the doorbell unit using the provided screw kit.
- Mounting the Indoor Monitor:** Install the 7-inch indoor monitor at a convenient location inside your home, typically near your main entrance or a central area.
- Wiring Connections:** Connect the outdoor doorbell to the indoor monitor using the 2-wire cabling kit. Ensure all connections are secure and follow the wiring diagram in the detailed user manual.
- Power Connection:** Connect the power cord to the indoor monitor and plug it into a power outlet.
- Initial Power-On:** Once powered, the system will initiate. Follow the on-screen prompts on the indoor monitor for initial setup, including network configuration.

Services Intelligents sur l'Application Mobile

Accès Complet, Sans Abonnement :

- ✓ **Déverrouillage à Distance** – Ouvrez la porte à vos invités depuis votre téléphone
- ✓ **Vue & Communication en Temps Réel** – Voyez, entendez et répondez instantanément
- ✓ **Relecture de l’Historique Vidéo** – Ne manquez aucun moment
- ✓ **Partage de l’Appareil** – Donnez l'accès à vos proches
- ✓ **Alarme Sonore** – Activez la sirène à distance pour dissuader les visiteurs indésirables
- ✓ **Notifications Instantanées** – Recevez des alertes en temps réel à l'arrivée ou à l'appel d'un visiteur

Fonctionnalités IA Premium – Abonnement requis.

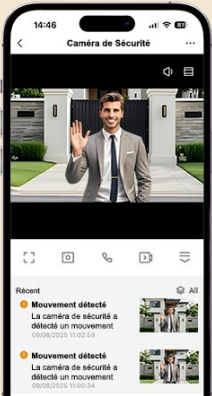


Image: 2-wire installation diagram showing connection between outdoor unit and indoor monitor.

OPERATING INSTRUCTIONS

Using the Indoor Monitor

- When a visitor presses the doorbell, their video feed will appear on the 7-inch monitor.
- Tap the screen to answer, communicate, or unlock the door/gate.
- Access recorded videos and adjust system settings directly from the monitor interface.



Image: Live view and interaction on the 7-inch indoor touch monitor.

Using the Mobile Application

- Download and install the dedicated Bextgoo mobile application on your smartphone.
- Pair your system with the app by following the in-app instructions.
- Receive instant notifications for visitors or motion detection.
- View live video, engage in two-way communication, and remotely unlock your door/gate from anywhere.
- Review recorded events and manage settings.



Image: Remote viewing and unlocking via the mobile application.

IC Card Unlocking

- Present a registered IC card to the outdoor doorbell unit to unlock the door/gate.
- Refer to the full user manual for instructions on how to register new IC cards.

Carte TF 64 Go Incluse pour un Accès Local et Mobile – Sans Abonnement

* Prend en charge jusqu'à 128 Go de stockage sur carte TF (en option)

Image: Various methods for unlocking, including IC card, monitor, and smartphone.

Additional Functions

- **Motion Detection Settings:** Adjust the sensitivity of the AI motion detection and set alert periods via the indoor monitor or mobile application to minimize false alarms.
- **Voice Change Function:** Activate the voice change function during calls for enhanced privacy, especially for children, women, and seniors.

MAINTENANCE

Regular maintenance ensures optimal performance and longevity of your Bextgoo Video Intercom System.

- **Cleaning:** Regularly clean the camera lens on the outdoor unit and the screen of the indoor monitor with a soft, dry cloth to ensure optimal video clarity. Avoid abrasive cleaners.
- **Connection Check:** Periodically inspect all wiring connections for tightness and signs of wear.
- **Software Updates:** Check for available firmware updates through the mobile application or indoor monitor settings to ensure your system has the latest features and security enhancements.

TROUBLESHOOTING

If you encounter issues with your Bextgoo Video Intercom System, refer to the following common problems and solutions:

- **No Video/Audio:**
 - Ensure all wiring connections between the doorbell and monitor are secure.
 - Verify the power supply to the indoor monitor.
 - Check network connectivity for mobile app functions.
- **Motion Detection Not Working:**
 - Review motion detection settings in the app or monitor; adjust sensitivity.
 - Ensure the camera lens is clean and unobstructed.
- **Cannot Unlock Remotely:**
 - Confirm your mobile device has a stable internet connection.
 - Check the system's network connection.
 - Verify that the lock mechanism is properly connected and functional.

• **IC Card Not Working:**

- Ensure the IC card is correctly registered with the system.
- Present the card correctly to the designated area on the doorbell.

For persistent issues, consult the detailed user manual or contact customer support.

SPECIFICATIONS

Brand	Bextgoo
Model Number	7024C
Mounting Type	Wall Mount
Video Recording Resolution	2K
Color	White
Wireless Communication Technology	Wi-Fi
Viewing Angle	170 Degrees
Installation Type	Screw-in
Night Vision Range	15 Meters
Material	Plastic
Voltage	5 Volts
Item Dimensions (L x W x H)	19.5 x 13.2 x 1.8 cm
Manufacturer	Bextgoo
Special Features	2K HD Resolution
Usage	Surveillance
Recommended Product Uses	Outdoor Security, Indoor Security
Compatible Devices	Smartphone
Power Source	Electric Cable
Connectivity Protocol	Wi-Fi
Controller Type	Tuya
IP Rating	IP66

WARRANTY AND SUPPORT

This product comes with a standard manufacturer’s warranty. For specific warranty details, please refer to the warranty card included in your package or visit the official Bextgoo website.

For technical support, troubleshooting assistance, or to inquire about replacement parts, please contact Bextgoo customer service through their official channels. Contact information can typically be found on the product packaging, the official Bextgoo website, or within the mobile application.

