

## SKAPENDY VK84

# SKAPENDY VK84 2.4GHz Wireless Gaming Headset User Manual

Model: VK84

## 1. INTRODUCTION

Thank you for choosing the SKAPENDY VK84 2.4GHz Wireless Gaming Headset. This manual provides comprehensive instructions to help you set up, operate, and maintain your headset for an optimal audio experience across multiple platforms including PC, PS4, PS5, and Nintendo Switch.

## 2. PACKAGE CONTENTS

Please verify that all items listed below are included in your package:

- SKAPENDY VK84 Wireless Gaming Headset
- 2.4GHz USB Wireless Dongle
- USB-C Charging Cable
- User Manual



Image: The SKAPENDY VK84 Wireless Gaming Headset shown with its accompanying 2.4GHz USB dongle.

### 3. PRODUCT OVERVIEW

The SKAPENDY VK84 headset features dual connectivity modes (2.4GHz wireless and Bluetooth), 50mm audio drivers for immersive sound, a noise-canceling microphone, and a long-lasting battery, all designed for comfort during extended use.

# 3D STEREO SOUND



## 50 MM DRIVE UNIT

Pinpoint & Amplify Footsteps

Image: A user wearing the headset, highlighting the 3D stereo sound and the internal structure of the 50mm drive unit for precise audio.

# ULTRAL FAST & STABLE CONNECTION

Always stable, no loss

$\leq 20\text{MS}$



More Rapid and stable

**2.4GHz**

Image: A detailed view of the 2.4GHz USB dongle, illustrating its role in providing an ultra-low latency, stable wireless connection.





Image: A gamer communicating clearly using the headset's ENC noise-canceling microphone, demonstrating effective background noise reduction.

## 4. SETUP

### 4.1 Initial Charging

Before first use, fully charge the headset. Connect the supplied USB-C charging cable to the headset's charging port and the other end to a USB power source (e.g., computer USB port, wall adapter). A full charge typically takes approximately 2.5 hours.

### 4.2 Power On/Off

- **Power On:** Long press the Power button for 3 seconds.
- **Power Off:** Long press the Power button for 4 seconds.

## 5. OPERATING INSTRUCTIONS

## 5.1 Connectivity Modes

The VK84 headset supports two primary connection methods:

### 5.1.1 2.4GHz USB Dongle Mode

This mode offers ultra-low latency (less than 20ms) for a seamless gaming experience. It is compatible with PC, PS4, PS5, Nintendo Switch (when docked), Mac, and other devices with a USB port.

1. Insert the 2.4GHz USB dongle into an available USB port on your desired device.
2. Power on the headset. It will automatically attempt to connect to the dongle.
3. Once connected, the indicator light on the dongle and headset will stabilize.


### 5.1.2 Bluetooth Mode

Bluetooth mode is ideal for mobile devices, tablets, iPads, and Nintendo Switch (for audio only, microphone not supported). It is not compatible with Xbox consoles or the microphone function on Nintendo Switch.

1. Ensure the headset is powered on.
2. On your device, enable Bluetooth and search for available devices.
3. Select "SKAPENDY VK84" from the list to pair.
4. Once paired, the headset's indicator light will confirm the connection.




## Easy to change Dual connection:

# BLUETOOTH&DONGLE



### Dongle Mode





Compatible with: PS5/PS4,PC,MAC  
DELAY≤20ms(Ultra-Low Latency)





# BT))

### Bluetooth Mode

Compatible with:Phone,PC,Mac,Switch  
Delay with≤48ms(New tech)



 NOT compatible with Xbox Series

 Microphone is NOT compatible with Switch


 Bluetooth mode is NOT compatible with PS4/PS5

Image: A visual guide detailing the compatibility of 2.4GHz dongle mode (PC, PS4, PS5, Mac) and Bluetooth mode (mobile phones, tablets, iPads, Switch). Note: Not compatible with Xbox Series. Microphone not compatible with Switch. Bluetooth not compatible with PS4/PS5.

### 5.2 Switching Between Modes

To switch between 2.4GHz and Bluetooth modes, long press the 'M' (Mode) button for 2 seconds.

### 5.3 Headset Controls

The headset features intuitive controls for easy operation:




Image: A detailed illustration of the headset's control buttons and their corresponding functions.

Button/Action	Function
Long press Power button (3s)	Power On
Long press Power button (4s)	Power Off
Click Play/Pause button	Play/Pause audio
Click Play/Pause button	Answer Call/Hang up
Long press Play/Pause button (2s)	Reject Call
Double click Play/Pause button	Redial Last Call
Click Volume Down (-)	Decrease Volume
Long press Volume Down (-) (2s)	Previous Track
Click Volume Up (+)	Increase Volume
Long press Volume Up (+) (2s)	Next Track
Click Mic On/Off button	Toggle Microphone On/Off
Long press 'M' button (2s)	Switch between BT and 2.4G modes
Long press 'M' button (3s)	Connect Bluetooth
Click 'M' button	Switch between Game mode and Music mode
Long press 'M' button (6s)	Clear Bluetooth Matching



## 5.4 Audio Modes

The headset offers distinct audio modes:

- **Game Mode:** Optimized for gaming with enhanced spatial awareness and sound effects.
- **Music Mode:** Balanced audio profile for listening to music and other media.

Switch between these modes by clicking the 'M' (Mode) button.

## 6. BATTERY MANAGEMENT

The VK84 headset is equipped with a 1200 mAh battery, providing up to 50 hours of playtime on a single charge. When the battery level drops below 10%, a voice alert will notify you to recharge. A full recharge takes approximately 2.5 hours via the USB-C cable.



Image: A visual representation of the headset's 50-hour battery life and 1200 mAh capacity, with various game scenes.

## 7. COMFORT AND DESIGN

The headset is designed for long-lasting comfort. It features breathable trans-protein skin ear cushions that dissipate heat, preventing discomfort during extended gaming sessions. The adjustable headband ensures a secure and comfortable fit for various head sizes.





Image: A close-up view of the soft, breathable trans-protein skin ear cushions, designed for comfort and heat dissipation.

## 8. TROUBLESHOOTING

### 8.1 No Sound

- Ensure the headset is powered on and fully charged.
- Check the volume levels on both the headset and your connected device.
- Verify that the correct audio output device is selected in your device's sound settings.
- For 2.4GHz mode, ensure the USB dongle is securely plugged in and the headset is paired.
- For Bluetooth mode, ensure the headset is paired and connected to your device.

### 8.2 Microphone Not Working

- Ensure the microphone is not muted (click the Mic On/Off button).
- Check the microphone input settings on your connected device.
- Note: The microphone is not supported when using Bluetooth mode with Nintendo Switch.

### 8.3 Connection Issues

- Move closer to your connected device to ensure you are within range.
- Try restarting both the headset and your connected device.
- Clear Bluetooth matching (long press 'M' button for 6 seconds) and re-pair if issues persist.

## 9. SPECIFICATIONS

Feature	Detail
Model Name	VK84
Connectivity Technology	2.4GHz Wireless, Bluetooth
Audio Driver Type	Dynamic Driver (50mm)
Battery Life	Up to 50 Hours
Charging Time	Approx. 2.5 Hours (via USB-C)
Compatible Devices	PC, PS4, PS5, Switch, Mac, Laptops, Mobile Phones, Tablets, iPads
Microphone	Noise-Canceling Microphone
Item Weight	11.3 ounces
Product Dimensions	7 x 3 x 9 inches
Material	Synthetic

## 10. MAINTENANCE

To ensure the longevity and optimal performance of your headset:

- Clean the ear cushions and headband regularly with a soft, dry cloth.
- Avoid exposing the headset to extreme temperatures, moisture, or direct sunlight.
- Store the headset in a cool, dry place when not in use.
- Do not attempt to disassemble or repair the headset yourself, as this may void the warranty.

## 11. OFFICIAL PRODUCT VIDEO

Watch this official video from SKAPENDY for a visual guide on the VK84 2.4GHz Wireless Gaming Headset:



Video: An official overview of the SKAPENDY VK84 2.4GHz Wireless Gaming Headset, demonstrating its features and usage.

## 12. WARRANTY AND SUPPORT

The SKAPENDY VK84 Wireless Gaming Headset comes with a standard manufacturer's warranty. For specific warranty details, please refer to the warranty card included in your package or visit the official SKAPENDY website. If you encounter any issues or require technical assistance, please contact SKAPENDY customer support through their official channels.

© 2025 SKAPENDY. All rights reserved.

### Related Documents - VK84

 <p>Wireless Gaming Headset VK84</p>	<p><a href="#">Skapendy VK84 Wireless Gaming Headset User Manual</a></p> <p>User manual for the Skapendy VK84 Wireless Gaming Headset, detailing features, setup, connectivity (Bluetooth and 2.4GHz Dongle), specifications, and warranty information.</p>
 <p>Wireless Gaming Headset VK84</p>	<p><a href="#">Skapendy VK84 Wireless Gaming Headset User Manual</a></p> <p>User manual for the Skapendy VK84 Wireless Gaming Headset, detailing package contents, product features, charging instructions, button functions, Bluetooth and 2.4GHz modes, device compatibility, setup guides for PC, Mac, PS4/PS5, and Nintendo Switch, technical specifications, warranty information, FCC compliance, and recycling guidelines.</p>

