

Manuals+

[Q & A](#) | [Deep Search](#) | [Upload](#)

[manuals.plus](#) /

› [Krysenix](#) /

› [Krysenix KGH2 Wireless Gaming Headset Instruction Manual](#)

Krysenix KGH2

Krysenix KGH2 Wireless Gaming Headset Instruction Manual

Brand: Krysenix | Model: KGH2

INTRODUCTION

This manual provides comprehensive instructions for the setup, operation, and maintenance of your Krysenix KGH2 Wireless Gaming Headset. Designed for an immersive audio experience, this headset features versatile connectivity, a noise-canceling microphone, and comfortable design for extended use.

WHAT'S IN THE BOX

- Wireless Gaming Headset (1)
- 2.4GHz Dongle (1)
- Type-C Charging Cable (1)
- User Manual (1)



Image: Contents of the Krysenix KGH2 Wireless Gaming Headset package, including the headset, 2.4GHz dongle, and Type-C charging cable.

PRODUCT FEATURES

50mm Titanium-Coated Drivers

Experience clear highs and deep lows with the 50mm titanium-coated drivers, designed for precise audio in gaming environments.



High-fidelity Auditory Experience

50 MM Dynamic Driver

Image: An internal view highlighting the 50mm dynamic drivers within the headset, emphasizing high-fidelity audio.

Adjustable Noise-Canceling Microphone

The sensitive, adjustable microphone features noise-canceling technology to eliminate background noise, ensuring clear communication. It can be adjusted up to 120° for optimal positioning.

Eliminates **95%** of Ambient Noise for Crystal Clear Voice Calls

Noise Reduction

70db 80db 40db 20db

BEFORE AFTER

Noise Reduction

Image: A user wearing the headset, demonstrating the adjustable noise-canceling microphone's effectiveness in reducing ambient sound for clear voice calls.

Cool RGB Lighting

Dynamic RGB lighting on the earcups enhances your gaming setup and provides a visually appealing experience.

Fast Charging and Long Playtime



1200MAh
Battery Life



Type-C Charge
2 hours



Extended Game
Time 50 hours



Image: The headset showcasing its cool RGB lighting, along with callouts for its foldable design and ultra-soft ear cups.

Foldable Design & Comfortable Earmuffs

The headset features a foldable design for easy storage and portability. Soft, high-quality imitation protein earmuffs and an adjustable headband ensure optimal comfort during long gaming sessions.

3-IN-1 STABLE CONNECTION



2.4GHz USB Mode

- Delays $\leq 20\text{ms}$ (Ultra-Low Latency)
- For PS4/PS5/PC/Laptop/Mac/Mobile



2.4GHz Type-C Mode

- Delays $\leq 20\text{ms}$ (Ultra-Low Latency)
- For PS4/PS5/Phone/Tablet/MacBook/Switch

BT) 5.4 Bluetooth Mode

- Delays $\leq 48\text{ms}$ (Cutting-edge tech)
- For PC/Mac/Phone/Switch (mic invalid)



Note: 1.All Modes Not for Xbox 2.Microphone is Not compatible with Switch

Image: The headset in its folded, compact state, ideal for travel and storage, shown alongside compatible devices.

SETUP AND CONNECTIVITY

Charging the Headset

The headset is equipped with a 1200mAh battery. Use the provided Type-C charging cable to charge the headset. A full charge takes approximately 2.5 to 3 hours. A full charge provides 30-35 hours of playtime with RGB lighting on, or up to 50 hours with RGB lighting off.



Image: Visual representation of the headset's 1200mAh battery, highlighting its 50-hour battery life.

Connecting to Devices

The Krysenix KGH2 headset offers two primary wireless connection modes: 2.4GHz wireless via dongle and Bluetooth 5.4.

- **2.4GHz Wireless Mode:** For ultra-low latency audio ($\leq 20\text{ms}$), plug the 2.4GHz dongle into your PC, PS4, PS5, Mac, or Laptop. For PS4/PS5, combine the 2-in-1 transmitter before connecting.
- **Bluetooth 5.4 Mode:** For wireless connection to mobile devices like smartphones, tablets, and Nintendo Switch.

Important Compatibility Notes:

- The microphone is not available when connected to Nintendo Switch.
- Bluetooth modes are incompatible with PS4 and PS5.
- The headset is not compatible with any Xbox series consoles in any mode.










Image: An illustration detailing the two wireless connectivity options: 2.4GHz mode and Bluetooth 5.4 mode, with the headset shown in a gaming setup.

Gaming Device	2.4GHz Mode		Bluetooth 5.4 Mode	
	Audio	Mic	Audio	Mic
 For PC	✓	✓	✓	✓
 For PS4/PS5	✓	✓	×	×
 For Laptop	✓	✓	✓	✓
 For Switch	✓(Type-C)	×	✓	×
 For Phone/Pad	✓(Type-C)	✓(Type-C)	✓	✓
 All Xbox Series	×	×	×	×

Note: 1.All Modes Not for Xbox; 2.Microphone is Not compatible with Switch; 3.Bluetooth mode is Not compatible with PS4/PS5

Image: A detailed compatibility table indicating audio and microphone functionality for 2.4GHz and Bluetooth modes across PC, PS4/PS5, Laptop, Switch, Phone/Pad, and Xbox Series.

OPERATING INSTRUCTIONS

The headset features intuitive button controls located on the left earcup.

Ergonomic Design & Cool RGB



Foldable Design



Ultra Soft Ear Cups



Cool RGB Lighting

Image: A detailed view of the headset's control buttons, including power, volume up/down, mode switch, and microphone on/off.

- **Power On/Off:** Long press the Power button (1) for 3 seconds to power on, 4 seconds to power off.
- **Play/Pause:** Single click the Power button (1).
- **Answer/End Call:** Single click the Power button (1).
- **Reject Call:** Long press the Power button (1) for 2 seconds.
- **Redial Last Call:** Double click the Power button (1).
- **Volume Up:** Single click the '+' button (3).
- **Volume Down:** Single click the '-' button (2).
- **Next Track:** Long press the '+' button (3) for 2 seconds.
- **Previous Track:** Long press the '-' button (2) for 2 seconds.
- **RGB On/Off:** Single click the 'M' button (4).
- **Game Mode/Music Mode:** Double click the 'M' button (4).
- **Re-Pair (Bluetooth Mode):** Long press the 'M' button (4) for 3 seconds.
- **Mic On/Off:** Single click the Mic button (5).

- **BT/2.4G Switch:** Long press the Mic button (5) for 2 seconds.

MAINTENANCE

- **Cleaning:** Use a soft, dry cloth to clean the headset. Avoid using harsh chemicals or abrasive materials.
- **Storage:** Store the headset in a cool, dry place. Utilize its foldable design for compact storage when not in use.
- **Battery Care:** To prolong battery life, avoid fully discharging the headset frequently. Charge it regularly, especially if not used for extended periods.
- **Microphone Care:** Handle the adjustable microphone gently to prevent damage.

TROUBLESHOOTING

- **No Audio/Microphone:**
 - Ensure the headset is powered on and fully charged.
 - Verify correct connection mode (2.4GHz dongle or Bluetooth) for your device.
 - Check device compatibility (e.g., microphone invalid for Switch, Bluetooth incompatible with PS4/PS5).
 - Confirm volume levels on both the headset and the connected device.
 - For 2.4GHz, ensure the dongle is securely plugged in and recognized by the device.
- **Connectivity Issues:**
 - For Bluetooth, ensure the headset is in pairing mode and visible to your device.
 - Move closer to the connected device to rule out range issues.
 - Restart both the headset and the connected device.
- **RGB Lighting Not Working:**
 - Ensure the headset is powered on.
 - Single click the 'M' button to toggle RGB lighting.

SPECIFICATIONS

Brand	Krysenix
Model Name	KGH2
Connectivity Technology	Wireless (2.4GHz & Bluetooth 5.4)
Wireless Communication Technology	Bluetooth
Audio Driver Type	Dynamic Driver (50mm)
Noise Control	Sound Isolation, Noise Cancellation (Microphone)
Battery Life	Up to 50 Hours (RGB off), 30-35 Hours (RGB on)
Charging Time	3 Hours
Headphones Jack	Type-C (for charging)
Material	Leather (earmuffs)

Special Features	Foldable, Microphone Included, Noise Cancellation, Noise Isolation, Volume Control
Item Weight	12 ounces

OFFICIAL PRODUCT VIDEOS

Krysenix KGH2 Wireless Gaming Headset Unboxing

Your browser does not support the video tag.

Video: An unboxing of the Krysenix KGH2 Wireless Gaming Headset, showing the contents of the package and initial impressions of the headset's design and features.

Overview of Krysenix KGH2 Wireless Gaming Headset Features

Your browser does not support the video tag.

Video: A detailed overview of the Krysenix KGH2 Wireless Gaming Headset, covering its design, comfort, controls, and connectivity options.

Krysenix KGH2 Wireless Gaming Headset Demonstration

Your browser does not support the video tag.


Video: A demonstration of the Krysenix KGH2 Wireless Gaming Headset in use, highlighting its comfort, microphone flexibility, and RGB lighting.

WARRANTY AND SUPPORT

For warranty information and customer support, please refer to the official Krysenix website or contact your retailer. Keep your purchase receipt for any warranty claims.

© 2025 Krysenix. All rights reserved.

Related Documents - KGH2

 <p>The image shows the Krysenix KGH2 Upgraded Wireless Headset. It features a large, over-ear design with a prominent microphone boom extending from the left earcup. The headset is shown in a three-quarter view, highlighting its adjustable headband and the textured surface of the earcups. The Krysenix logo is visible in the top left corner, and the text 'KGH2 UPGRADED WIRELESS HEADSET' is printed at the bottom.</p>	<p>Krysenix KGH2 Upgraded Wireless Gaming Headset User Manual</p> <p>Comprehensive user manual for the Krysenix KGH2 Upgraded Wireless Gaming Headset, covering package contents, features, charging, operation modes (Bluetooth, 2.4GHz Dongle), connection setup for various devices, specifications, warranty, troubleshooting, and FCC compliance.</p>
--	--