

## Krysenix KGH2

# Krysenix KGH2 Wireless Gaming Headset User Manual

Model: KGH2

[Introduction](#)   [Package Contents](#)   [Product Overview](#)   [Setup](#)   [Operating](#)  
[Instructions](#)   [Maintenance](#)   [Troubleshooting](#)   [Specifications](#)   [Warranty & Support](#)

## 1. INTRODUCTION

Thank you for choosing the Krysenix KGH2 Wireless Gaming Headset. This manual provides detailed instructions for setup, operation, and maintenance to ensure you get the best experience from your new headset. The KGH2 offers versatile connectivity with 2.4GHz wireless and Bluetooth 5.4, a noise-canceling microphone, and comfortable design for extended gaming sessions across multiple platforms.

## 2. PACKAGE CONTENTS

Please verify that all items are present in your package:

- Wireless Gaming Headset (KGH2) x 1
- 2.4GHz USB Dongle x 1
- Type-C Charging Cable x 1
- User Manual x 1

## 3. PRODUCT OVERVIEW

Familiarize yourself with the key components and controls of your Krysenix KGH2 headset.



Figure 3.1: Krysenix KGH2 Wireless Gaming Headset and included accessories.

# 3-IN-1 STABLE CONNECTION



## 2.4GHz USB Mode

- Delays  $\leq 20\text{ms}$  (Ultra-Low Latency)
- For PS4/PS5/PC/Laptop/Mac/Mobile



## 2.4GHz Type-C Mode

- Delays  $\leq 20\text{ms}$  (Ultra-Low Latency)
- For PS4/PS5/Phone/Tablet/MacBook/Switch

## BT)) 5.4 Bluetooth Mode

- Delays  $\leq 48\text{ms}$  (Cutting-edge tech)
- For PC/Mac/Phone/Switch (mic invalid)



Note: 1. All Modes Not for Xbox 2. Microphone is Not compatible with Switch

Figure 3.2: Side view of the headset showing control buttons for power, volume, RGB lighting, and microphone mute.

## Controls and Indicators:

- **Power Button:** Long press for 3 seconds to power on, 4 seconds to power off. Single click for play/pause, answer/end call. Double click to redial last call.
- **Volume Down (-):** Single click to decrease volume. Long press for 2 seconds for previous track.
- **Volume Up (+):** Single click to increase volume. Long press for 2 seconds for next track.
- **Mode Button (M):** Single click to toggle RGB lighting on/off. Double click to switch between Game mode and Music mode. Long press for 3 seconds to re-pair in Bluetooth mode.
- **Microphone Mute Button:** Single click to mute/unmute microphone. Long press for 2 seconds to switch between Bluetooth and 2.4GHz modes.
- **Microphone:** Adjustable up to 120°, with noise-canceling technology.
- **Charging Port:** Type-C port for charging.

## 4. SETUP

## 4.1 Charging the Headset

Before first use, fully charge your headset. Connect the provided Type-C charging cable to the headset's charging port and the other end to a USB power source. A full charge takes approximately 2.5 to 3 hours. The headset offers 30-35 hours of playtime with RGB lighting on, or up to 50 hours with RGB lighting off.

## 4.2 Connecting via 2.4GHz Wireless (PC, PS4, PS5, Mac, Laptop)

1. Ensure the headset is powered on.
2. Insert the 2-in-1 USB dongle into an available USB port on your PC, PS4, PS5, Mac, or laptop.
3. The headset and dongle will automatically pair. A solid indicator light on the dongle confirms a successful connection.
4. On your device, select the "Krysenix KGH2" as the audio output and input device.

**Note: For PS5/PS4/PC/Laptop, combine the 2-in-1 transmitter before connecting. This mode is not compatible with Xbox consoles.**

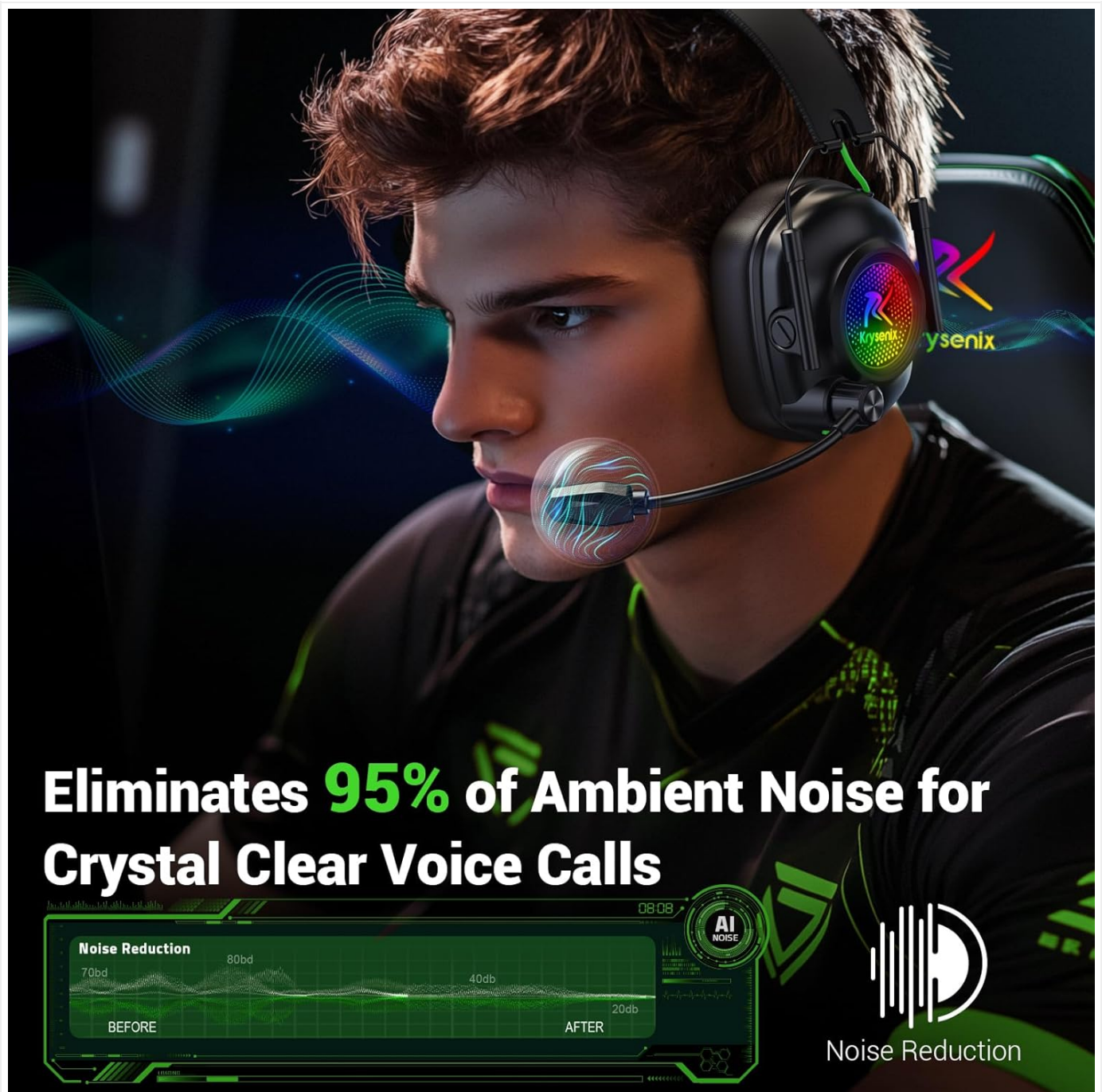


Figure 4.1: 2.4GHz USB dongle connection for ultra-low latency gaming.

### 4.3 Connecting via Bluetooth 5.4 (Mobile, Switch, Mac, Laptop)

1. Ensure the headset is powered on and in Bluetooth pairing mode (long press the Mode button for 3 seconds if needed). The RGB lights may flash to indicate pairing mode.
2. On your mobile device, Switch, Mac, or laptop, enable Bluetooth and search for "Krysenix KGH2" in the list of available devices.
3. Select "Krysenix KGH2" to pair. A successful connection will be indicated by a stable light on the headset.

**Note: The microphone is not available when connected to Nintendo Switch via Bluetooth. Bluetooth modes are incompatible with PS4 and PS5.**



**Eliminates 95% of Ambient Noise for Crystal Clear Voice Calls**

**Noise Reduction**

70db 80db 40db 20db

BEFORE AFTER

AI NOISE

Noise Reduction

Figure 4.2: Bluetooth 5.4 connectivity for mobile devices.

## 5. OPERATING INSTRUCTIONS

## 5.1 Audio Modes (Game/Music)

Double-click the Mode (M) button to switch between Game Mode and Music Mode. Game Mode optimizes audio for spatial awareness and in-game sounds, while Music Mode enhances clarity and bass for media consumption.

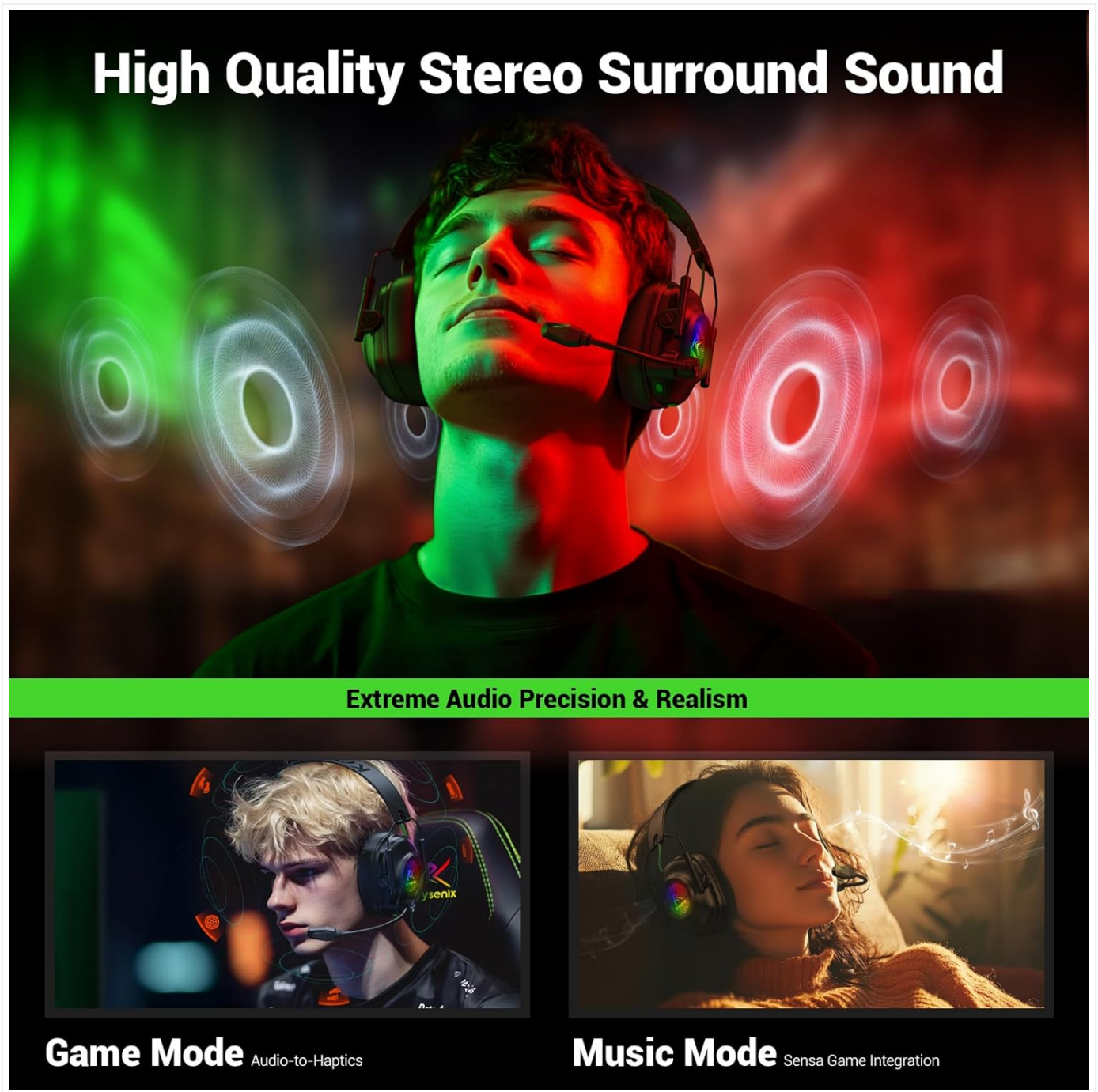


Figure 5.1: Switching between Game Mode and Music Mode for optimized audio experience.

## 5.2 Microphone Usage

The adjustable noise-canceling microphone can be positioned up to 120 degrees for optimal voice capture. Press the Microphone Mute button once to mute or unmute the microphone. The noise-canceling feature reduces background noise for clear communication.



Figure 5.2: Noise-canceling microphone in use, highlighting clear voice communication.

### 5.3 RGB Lighting

Single-click the Mode (M) button to toggle the cool RGB lighting on or off. Turning off the RGB lighting can extend battery life.

## 6. MAINTENANCE

### 6.1 Cleaning

Wipe the headset with a soft, dry cloth. Do not use harsh chemicals or abrasive materials. Keep the charging port free of dust and debris.

### 6.2 Storage

Store the headset in a cool, dry place away from direct sunlight and extreme temperatures. The foldable design allows for compact storage when not in use.



Figure 6.1: Foldable design for convenient storage and portability.

## 7. TROUBLESHOOTING

Problem	Possible Cause	Solution
No audio/microphone not working.	Headset not paired or selected as default device.	<p>Ensure 2.4GHz dongle is properly inserted or Bluetooth is paired.</p> <p>Check device audio settings to ensure "Krysenix KGH2" is selected for both input and output.</p> <p>Ensure microphone is not muted (single click mic mute button).</p> <p>For Switch, microphone is not supported via Bluetooth.</p>

Problem	Possible Cause	Solution
Intermittent connection/audio drops.	Interference or distance from device.	Move closer to the connected device. Avoid obstacles or other wireless devices that may cause interference. Re-pair the headset.
Headset not charging.	Charging cable or power source issue.	Ensure charging cable is securely connected to both headset and power source. Try a different USB port or power adapter. Verify the charging cable is not damaged.
RGB lights not working.	RGB feature turned off.	Single click the Mode (M) button to toggle RGB lighting.

## 8. SPECIFICATIONS

- **Model Name:** KGH2
- **Connectivity Technology:** 2.4GHz Wireless, Bluetooth 5.4
- **Audio Driver Type:** 50mm Titanium-coated Dynamic Drivers
- **Noise Control:** Sound Isolation, Noise-Canceling Microphone
- **Battery Life:** Up to 50 hours (RGB off), 30-35 hours (RGB on)
- **Charging Time:** 2.5 - 3 hours
- **Charging Port:** Type-C
- **Microphone:** Adjustable 120°, Noise-Canceling
- **Compatible Devices (2.4GHz):** PC, PS4, PS5, Mac, Laptop, Phone, Switch (audio only)
- **Compatible Devices (Bluetooth):** Mobile devices, Switch (audio only), Mac, Laptop
- **Incompatible Devices:** All Xbox series (both modes), PS4/PS5 (Bluetooth mode)
- **Material:** Leather ( earmuffs)
- **Special Features:** Foldable design, RGB Lighting, Volume Control
- **Item Weight:** 11.7 ounces

## 9. WARRANTY & SUPPORT

Krysenix products are designed for durability and performance. For warranty information, technical support, or customer service inquiries, please refer to the contact details provided on the official Krysenix website or your purchase documentation. Please retain your proof of purchase for warranty claims.

For additional support, visit the [Krysenix Store on Amazon](#).

## 10. OFFICIAL PRODUCT VIDEOS


### KGH2 Wireless Gaming Headset Overview

Your browser does not support the video tag.

This video provides a comprehensive overview of the Krysenix KGH2 Wireless Gaming Headset, demonstrating its features and design. It highlights the headset's key functionalities and aesthetic elements.



Related Documents - KGH2

 <p><b>KGH2</b> UPGRADED WIRELESS HEADSET</p>	<p><a href="#">Krysenix KGH2 Upgraded Wireless Gaming Headset User Manual</a></p> <p>Comprehensive user manual for the Krysenix KGH2 Upgraded Wireless Gaming Headset, covering package contents, features, charging, operation modes (Bluetooth, 2.4GHz Dongle), connection setup for various devices, specifications, warranty, troubleshooting, and FCC compliance.</p>
--	--