



Manuals.plus /

› RUXINGX /

› RUXINGX CS5 Fitness Tracker Smartwatch User Manual

RUXINGX CS5

RUXINGX CS5 Fitness Tracker Smartwatch User Manual

Model: CS5

INTRODUCTION

This manual provides detailed instructions for setting up, operating, and maintaining your RUXINGX CS5 Fitness Tracker Smartwatch. Please read this manual thoroughly to ensure proper use and to maximize the device's features.

WHAT'S IN THE BOX

- RUXINGX CS5 Fitness Tracker Smartwatch
- Charging Cable
- User Manual
- 4 Watch Bands (Burgundy, Black, Starlight, Pink)

24/7 Non-Stop Care for Your Health

Help you understand your health status in depth
and manage your health in all aspects.



Heart Rate

Women's Health

SpO2

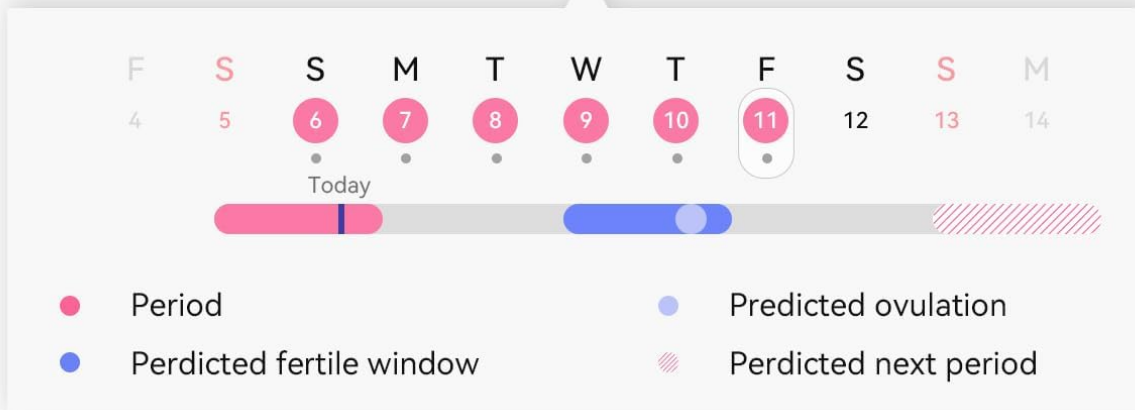


Image: The smartwatch package contents, including the watch unit, charging cable, user manual, and four interchangeable watch bands.

SETUP GUIDE

1. Charging the Device

Before first use, fully charge your smartwatch. Connect the charging cable to the magnetic charging points on the back of the watch and to a USB power source. A full charge typically takes 2-3 hours.

No Delay Receive Messages/Notifications

Never miss important messages and call reminders.



Messages



Calls



Android 4.4 and above/
iOS9.0 and above

Image: The smartwatch connected to its charging cable, indicating a full charge.

2. App Download and Pairing

Download the "GloryFit" app from your smartphone's app store (compatible with Android 4.4+ and iOS 9.0+). Open the app, create an account, and follow the on-screen instructions to pair your smartwatch via Bluetooth. Ensure your phone's Bluetooth is enabled.

3. Attaching Watch Bands

The smartwatch comes with four interchangeable bands. To attach a band, align the pins with the holes on the watch body and slide them into place until they click securely. To remove, pull the small lever on the pin and gently detach the band.



Image: Detailed view of the watch dimensions and the mechanism for attaching and changing watch bands.

OPERATING INSTRUCTIONS

1. Basic Screen Operation

- **Tap the screen:** To select an item or confirm an action.
- **Swipe up/down:** To scroll through menus and notifications.
- **Swipe left/right:** To navigate between different feature screens.
- **Physical button:** Press to return to the previous screen or wake the device. Long press to power on/off.

2. Health Monitoring

The smartwatch continuously monitors various health metrics:

- **Heart Rate:** Real-time 24-hour heart rate tracking.
- **Blood Oxygen (SpO2):** Real-time blood oxygen level monitoring.
- **Sleep Monitoring:** Tracks deep sleep, light sleep, and awake times to provide sleep quality analysis.
- **Women's Health:** Records menstrual cycles and provides reminders.
- **Breathing Training:** Guided breathing exercises for relaxation.

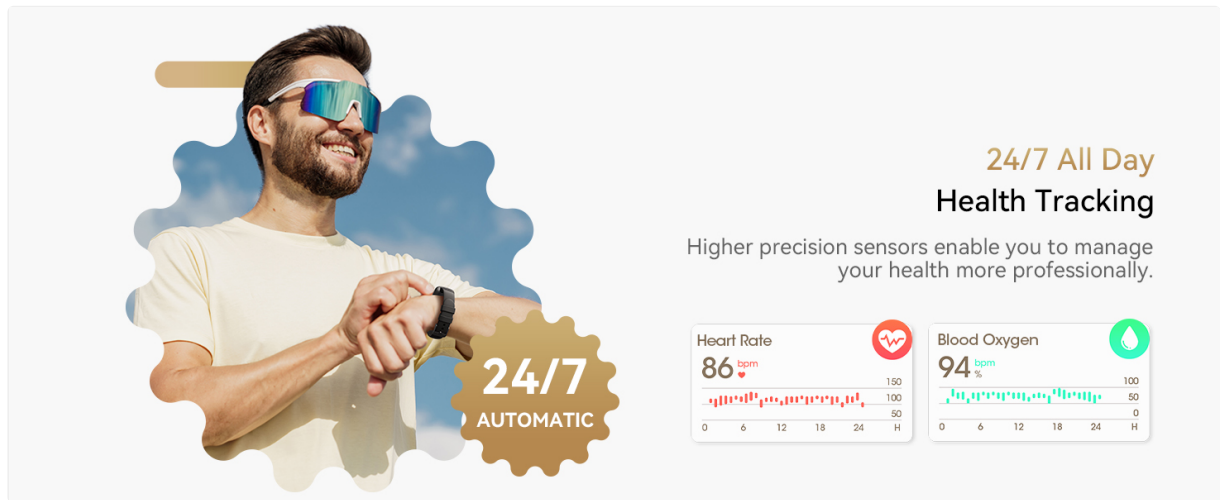


Image: The smartwatch interface displaying health monitoring features like heart rate, women's health tracking, and SpO2 levels.




Image: The smartwatch tracking sleep patterns, showing deep sleep, light sleep, and awake periods, with corresponding app data.

3. Activity Tracking

The watch supports 24 sports modes, including walking, running, basketball, and football. It records steps, heart rate, calories burned, and distance in real-time. When connected to your phone, it can map your exercise routes using GPS.

RUXINGX

ACTIVITY & FITNESS TRACKER

Four Different Styles on Your Wrist.

Ultra-thin Design	24/7 Activity Tracking
Health Monitoring	Long Battery Life



Image: The smartwatch displaying activity data such as steps, distance, and calories, highlighting its 24 sports modes and IP68 waterproof rating.

4. Notifications and Calls

Receive text messages, app notifications (e.g., WhatsApp, Facebook), and call reminders directly on your watch.

Note: The watch supports viewing full message content but does not support replying to messages or making calls directly from the watch.



200+

Watch Dial & DIY

So you can express your style in many new ways.

Image: The smartwatch displaying incoming call and message notifications from various apps.

5. Additional Functions

The smartwatch includes several useful features:

- **Sedentary Reminder:** Alerts you to move after periods of inactivity.
- **Alarm Clock:** Set alarms to vibrate on your wrist.
- **Weather Forecast:** Displays current weather information.
- **Music Control:** Control music playback on your connected smartphone.
- **Remote Camera Control:** Use the watch as a remote shutter for your phone's camera.
- **Find Phone/Watch:** Helps locate your paired device.

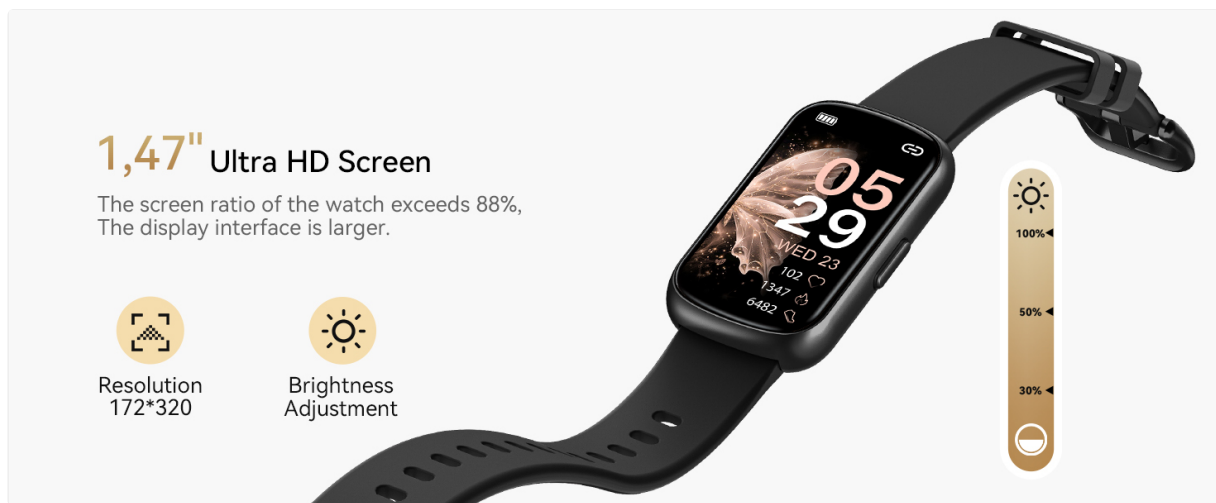


Image: Icons representing additional smartwatch functions such as sedentary reminders, alarms, weather, music control, and remote camera.

MAINTENANCE

1. Cleaning

Wipe the watch and bands regularly with a soft, damp cloth. Avoid using harsh chemicals or abrasive materials.

2. Water Resistance

The RUXINGX CS5 is IP68 waterproof, meaning it is resistant to dust and can withstand immersion in water up to 1.5 meters for 30 minutes. It is suitable for daily use, showering, and swimming, but not for diving or high-pressure water activities.

3. Battery Care

To prolong battery life, avoid extreme temperatures. Charge the device when the battery is low, but avoid leaving it fully discharged for extended periods.

TROUBLESHOOTING

- **Device not turning on:** Ensure the watch is fully charged.
- **Cannot pair with phone:** Make sure Bluetooth is enabled on your phone and the watch is within range. Restart both devices and try pairing again.
- **Inaccurate data:** Ensure the watch is worn snugly on your wrist. For GPS-related activities, ensure your phone's GPS is active and the watch is connected.
- **Notifications not received:** Check app settings in GloryFit to ensure notifications are enabled for desired applications. Also, check your phone's notification settings.

For further assistance, refer to the full user manual or contact customer support.

SPECIFICATIONS

Item Model Number	CS5
Screen Size	1.47 Inches
Battery Capacity	300 Milliamp Hours
Charging Time	1.5 - 2 Hours (approx.)
Battery Life	Up to 7 Days (typical usage)
Water Resistance	IP68
Connectivity	Bluetooth
Operating System	Android & iOS (Android 4.4+, iOS 9.0+)
Item Weight	4.2 ounces
Manufacturer	RUXINGX

WARRANTY AND SUPPORT

For warranty information or technical support, please refer to the contact details provided with your purchase or visit the official RUXINGX website. Keep your purchase receipt as proof of purchase.