

Manuals+

[Q & A](#) | [Deep Search](#) | [Upload](#)

[manuals.plus](#) /

> [SWGOTA](#) /

> [SWGOTA Smart Watch G62 User Manual](#)

SWGOTA G62

SWGOTA Smart Watch G62 User Manual

MODEL: G62

Introduction

The SWGOTA Smart Watch G62 is a versatile fitness tracker designed for women, offering extensive health monitoring, smart communication features, and a durable, waterproof design. This manual provides detailed instructions to help you set up, operate, and maintain your new smartwatch.

Key Features:

- **Bluetooth Call & Smart Notifications:** Make/answer calls and receive SMS/app notifications directly from your wrist.
- **Extended Battery Life:** Features a 1000mAh battery, providing up to 30 days of daily use and 100 days standby on a single 2.5-hour charge.
- **24/7 Health Tracking:** Monitors heart rate, sleep patterns (deep/light/REM analysis), and SpO2 levels.
- **120+ Sports Modes & 5ATM Waterproof:** Tracks various activities with GPS connectivity via phone and is suitable for swimming and showering.
- **Customizable Display:** Offers 300+ customizable watch faces and personal dials.
- **Wide Compatibility:** Works seamlessly with iOS 9.0+ and Android 6.0+ smartphones.

What's in the Box

Your SWGOTA Smart Watch G62 package includes the following items:

- Smartwatch (1 unit)
- Watch Band (2 units - one silicone, one Milanese)
- Charging Cable (1 unit)
- User Manual (1 unit)

100 Days of Battery Life

Take your watch on a month-long trip anytime!



1000

1000 mAh
Large Battery
Capacity



30 Days
Daily Use



100 Days
Ultra-long
standby time



Other

300

300 mAh
Large Battery
Capacity



2 Days
Daily Use



7 Days
Ultra-long
standby time

Image: Contents of the SWGOTA Smart Watch G62 package, showing the smartwatch with a silicone band, an additional Milanese band, a magnetic charging cable, and the user manual.

Setup

1. Charging the Smartwatch

Before initial use, fully charge your smartwatch. Connect the magnetic charging cable to the charging points on the back of the watch and plug the USB end into a power source. A full charge takes approximately 2.5 hours and provides up to 30 days of daily use or 100 days of standby time.



Image: The SWGOTA Smart Watch G62 connected to its magnetic charging cable, illustrating the charging process and highlighting its long battery life.

Your browser does not support the video tag.

Video: A user demonstrates the charging process and highlights the long battery life of the SWGOTA Smart Watch G62.

2. App Download and Pairing

Download the "FitCloudPro" app from your smartphone's app store (compatible with iOS 9.0+ and Android 6.0+). Open the app, create an account, and follow the on-screen instructions to pair your smartwatch via Bluetooth. Ensure Bluetooth is enabled on your phone and keep the app running in the background for continuous connectivity and notifications.

Operating Instructions

Basic Navigation

The smartwatch features a responsive 1.85-inch touch screen. Press the side button to wake the screen. Swipe left, right, up, or down to navigate through menus and access various functions. Tap on icons to select options.

Smart Communication

- **Bluetooth Calls:** Make and answer calls directly from your wrist with HD clarity.
- **Notifications:** Receive SMS, Facebook, Twitter, WhatsApp, Instagram, and other app notifications. Ensure message and call notifications are enabled in the FitCloudPro app.
- **Voice Assistant:** Use the integrated voice assistant to set alarms, check tasks, and more.



Call Anywhere

Bluetooth calling with quick-contact access



Dialing



Contacts



Voice assistant



Speakers

Image: The SWGOTA Smart Watch G62 showing an incoming Bluetooth call and various message notifications from social media apps, demonstrating its smart communication capabilities.

Voice Assistant

Set alarms, check tasks and more with your voice

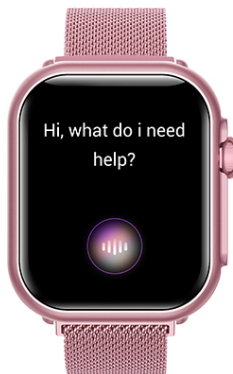


Image: The SWGOTA Smart Watch G62 showing its voice assistant feature, allowing users to interact with the watch using voice commands for tasks like setting alarms or making calls.

Health Tracking Features

The G62 smartwatch is equipped with advanced sensors for comprehensive health monitoring:

- **Heart Rate Monitor:** Tracks your heart rate 24/7, providing continuous data for your health insights.
- **Sleep Tracker:** Analyzes your sleep patterns, distinguishing between deep, light, and REM sleep stages. Note: Sleep is recorded from 9:30 p.m. to 12:00 p.m. the next day.
- **SpO2 Monitor:** Measures your blood oxygen saturation levels.
- **Blood Pressure Monitor:** Provides blood pressure readings.
- **Women's Health Care:** Offers intelligent menstrual cycle and ovulation tracking.



Image: The SWGOTA Smart Watch G62 showcasing its women's health care features, including a calendar for tracking menstrual and ovulation periods.




Image: The SWGOTA Smart Watch G62 showing a comprehensive 24-hour health guardian display, including real-time readings for blood oxygen, heart rate, and blood pressure.

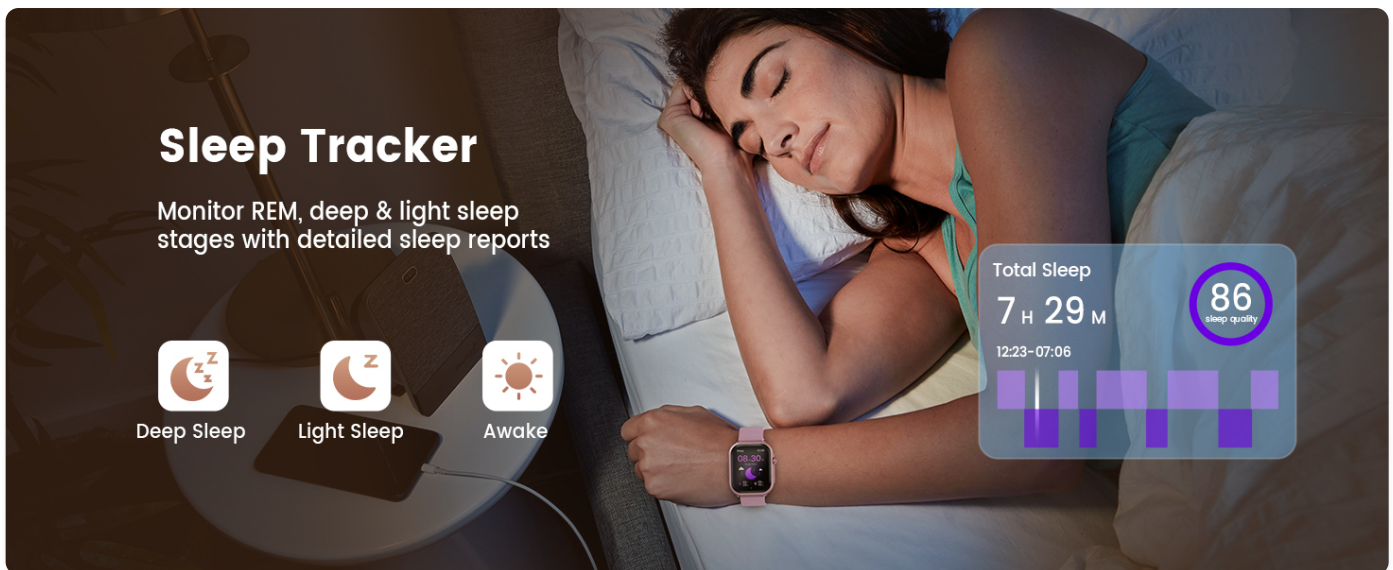


Image: The SWGOTA Smart Watch G62 illustrating its sleep tracker function, showing detailed sleep reports including deep sleep, light sleep, and awake periods.

Sports Modes & Waterproofing

The G62 smartwatch supports over 120 sports modes, including running, swimming, yoga, hiking, cycling, and more. It accurately measures calories burned, steps taken, distance covered, and duration. GPS tracking is available via your connected smartphone.

- **5ATM Waterproof:** The watch has a 5ATM waterproof rating, making it suitable for swimming, showering, and enduring sweat during workouts. Note: Not applicable to high humidity environments such as spas or seawater.



Image: The SWGOTA Smart Watch G62 showing its active fitness tracking capabilities, including real-time stats for calories, heart rate, distance, and steps during a workout.



Image: The SWGOTA Smart Watch G62 highlighting its 5ATM waterproof feature, indicating suitability for daily water protection, splashes, and rain.

Customization

Personalize your SWGOTA Smart Watch G62 to match your style and preferences:

- **Customized Dials:** Choose from over 300 watch faces or create your own personal dials through the FitCloudPro app.
- **Interchangeable Watch Bands:** Easily swap between the included silicone and Milanese watch bands to suit different occasions or activities.



Customized Dials

1.85" screen with 300+ faces & personal dials

Image: The SWGOTA Smart Watch G62 showcasing a variety of customized dials, demonstrating the extensive options available for personalizing the watch face.



Silicone-
Watchband

Milanese-
Watchband

Image: Two models wearing the SWGOTA Smart Watch G62, one with a silicone watchband and the other with a Milanese watchband, illustrating the interchangeable band options.

Maintenance

To ensure the longevity and optimal performance of your SWGOTA Smart Watch G62, follow these maintenance guidelines:

- **Cleaning:** Regularly clean the watch screen and bands with a soft, dry cloth. For silicone bands, a mild soap and water solution can be used, ensuring it's thoroughly dried afterward.
- **Avoid Harsh Chemicals:** Do not use abrasive cleaners, solvents, or harsh chemicals, as these can damage the watch's finish and components.
- **Storage:** Store the smartwatch in a cool, dry place when not in use. Avoid extreme temperatures.
- **Water Exposure:** While waterproof, avoid prolonged exposure to hot water, steam, or corrosive liquids (like seawater) to prevent potential damage.

Troubleshooting

If you encounter issues with your SWGOTA Smart Watch G62, try the following steps:

- **Connectivity Issues:** Ensure Bluetooth is enabled on your smartphone and the watch is within range. Restart both your phone and the smartwatch, then try re-pairing through the FitCloudPro app.
- **Charging Problems:** Verify that the magnetic charging cable is properly aligned with the charging points on the watch. Try using a different USB power adapter or port.
- **Notifications Not Appearing:** Check the notification settings within the FitCloudPro app and your smartphone's system settings to ensure all necessary permissions are granted. Keep the app running in the background.
- **Inaccurate Health Data:** Ensure the watch is worn snugly on your wrist, not too tight or too loose. Clean the sensors on the back of the watch.
- **Screen Unresponsive:** Try pressing and holding the side button for several seconds to force a restart.

If problems persist, refer to the detailed troubleshooting section in the full user manual or contact customer support.

Specifications

Model Number	G62
Screen Size	1.85 Inches
Battery Capacity	1000 mAh (Lithium Polymer)
Battery Life	Up to 30 days (daily use), 100 days (standby)
Charging Time	2.5 hours
Waterproof Rating	5ATM
Connectivity	Bluetooth
Operating System Compatibility	iOS 9.0+, Android 6.0+
Memory Storage Capacity	128 MB
Special Features	120+ Sports Modes, GPS via Smartphone, Health Monitor (HR, Sleep, SpO2), Music Control, Weather Forecast, Smart Bluetooth Calls/Messages, 300+ Customizable Faces

Warranty and Support

Your SWGOTA Smart Watch G62 is covered by a manufacturer's warranty. For specific warranty details, please refer to the warranty card included in your product packaging or visit the official SWGOTA website. If you require technical assistance, troubleshooting, or have any questions regarding your device, please contact SWGOTA customer support through their official channels.