

1MORE S12

1MORE Ear Clip S12 Open-Ear Headphones User Manual

Model: S12 | Brand: 1MORE

INTRODUCTION

This manual provides detailed instructions for the proper use, setup, and maintenance of your 1MORE Ear Clip S12 Open-Ear Headphones. Please read this manual thoroughly before using the product to ensure optimal performance and longevity.

WHAT'S IN THE BOX



Image: The product packaging contents, showing the 1MORE Ear Clip S12 earbuds, their charging case, and the user guide.

- 1MORE Ear Clip S12 Open-Ear Earbuds (Left and Right)
- Charging Case
- User Guide
- USB-C Charging Cable

Note: The specific contents may vary slightly. Please check your product packaging for a complete list.

PRODUCT OVERVIEW

Earbud Components



Image: The 1MORE Ear Clip S12 earbuds resting in their charging case.

- **Ear Clip Design:** Ergonomically shaped to clip onto the ear, providing a secure and comfortable fit without entering the ear canal.
- **Touch Control Area:** Located on the outer surface of each earbud for managing playback, calls, and voice assistant.
- **Microphones:** Dual microphones on each earbud for clear call quality with Environmental Noise Cancellation (ENC).
- **Charging Contacts:** Located on the earbuds to connect with the charging case.

Charging Case Components

- **Charging Port:** USB-C port for charging the case.
- **LED Indicator:** Displays charging status and battery level.
- **Earbud Slots:** Securely hold and charge the earbuds.

SETUP

1. Initial Charge

Before first use, place both earbuds into the charging case and connect the case to a power source using a USB-C cable. Ensure the earbuds and case are fully charged. The LED indicator on the case will show charging status.

2. Pairing with a Device

1. Open the charging case. The earbuds will automatically enter pairing mode, indicated by a flashing LED on the earbuds (specific LED behavior not detailed in provided data, assuming standard).
2. On your device (smartphone, tablet, laptop), enable Bluetooth.
3. Search for "1MORE Ear Clip S12" in the list of available Bluetooth devices.
4. Select "1MORE Ear Clip S12" to connect. Once connected, a voice prompt or LED indicator will confirm successful pairing.

Note: The earbuds feature Bluetooth 5.4 for faster pairing and a stable connection.

3. Wearing the Earbuds



Image: A person wearing the earbuds, highlighting the ergonomic clip-on design for secure fit during activity.

Gently clip each earbud onto your ear, ensuring the speaker is positioned correctly over your ear canal for optimal sound delivery. The ergonomic design and lightweight nature (5g per earbud) are intended for all-day comfort and a secure fit.

OPERATING INSTRUCTIONS

Touch Controls



Image: Visual guide to the touch control functions on the earbuds.

- **Music Playback:**
 - Play/Pause: Double-tap either earbud.
- **Calls:**
 - Answer/Hang up: Double-tap either earbud.
 - Reject Call: Long press either earbud.
- **Voice Assistant Activation:**
 - Activate: Press and hold either earbud for 3 seconds.

1MORE MUSIC App & EQ Presets




Image: The 1MORE MUSIC app interface showing available EQ presets.

Download the 1MORE MUSIC app to access additional features, including 6 built-in EQ presets. These presets allow you to customize the sound profile to match your preferences, offering options from deep bass to clear vocals.

Open-Ear Acoustics

The open-ear design allows you to enjoy audio while remaining aware of your surroundings. This feature is beneficial for activities where situational awareness is important, such as commuting or exercising outdoors.

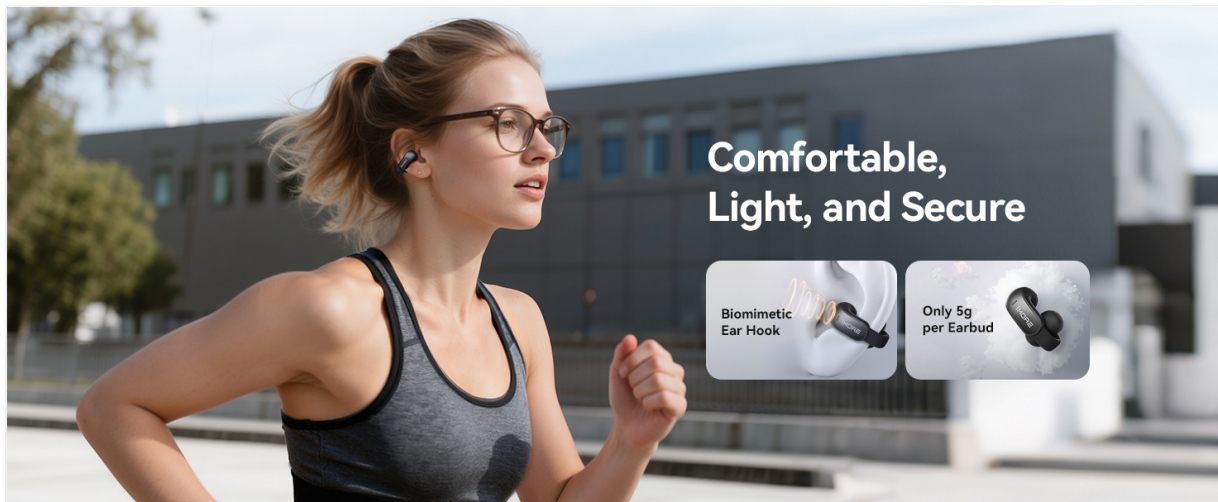


Image: Examples of using the earbuds in different environments, emphasizing situational awareness.

MAINTENANCE

Cleaning

- Use a soft, dry, lint-free cloth to clean the earbuds and charging case.
- Avoid using abrasive cleaners, solvents, or aerosol sprays.
- Do not allow liquids to enter any openings.

Storage

- When not in use, store the earbuds in their charging case to protect them and keep them charged.
- Store the product in a cool, dry place, away from extreme temperatures and direct sunlight.

Water Resistance (IPX5)

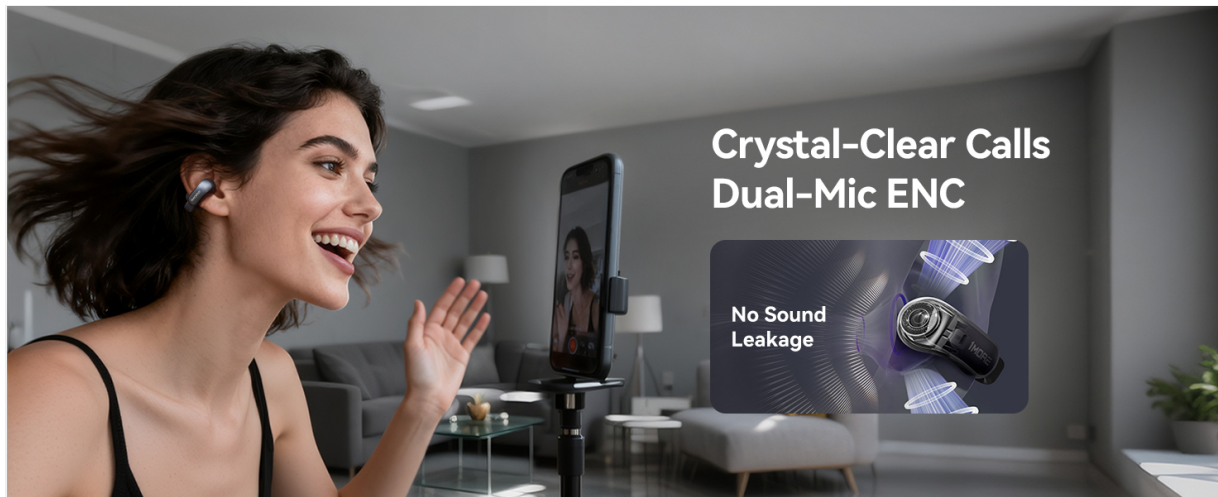


Image: Demonstrates the IPX5 water resistance of the earbuds during exercise.

The earbuds are rated IPX5 water-resistant, meaning they can withstand splashes and sweat. They are not designed for submersion in water. Ensure the earbuds are dry before placing them back in the charging case to prevent damage.

TROUBLESHOOTING

- **No Sound/Connection Issues:**

- Ensure earbuds are charged.
 - Verify Bluetooth is enabled on your device.
 - Try unpairing and re-pairing the earbuds.
 - Restart your device.
- **Earbuds Not Charging:**
 - Ensure charging contacts on earbuds and case are clean and dry.
 - Check the USB-C cable and power adapter.
 - Verify the charging case has power.
- **Poor Call Quality:**
 - Ensure microphones are not obstructed.
 - Move to an environment with less background noise.
 - Check device's call volume settings.
- **Low Volume:**
 - Adjust volume on both your device and the earbuds.
 - Check EQ settings in the 1MORE MUSIC app.

SPECIFICATIONS





Model Name	S12
Brand	1MORE
Connectivity Technology	Wireless (Bluetooth 5.4)
Bluetooth Version	5.4
Audio Driver Type	Dynamic Driver (10mm)
Noise Control	Environmental Noise Cancellation (ENC)
Battery Life	Up to 28 Hours (with charging case)
Water Resistance Level	IPX5
Earbud Weight	Approx. 5g per earbud
Control Method	Touch
Special Feature	Open-Ear Acoustics, Low Latency for Gaming
UPC	190280002242


WARRANTY AND SUPPORT

For warranty information and customer support, please refer to the official 1MORE website or contact their customer service directly. Details are typically provided in the included user guide or on the product packaging.

You can visit the 1MORE Store for more information:[1MORE Official Store](#)




Related Documents - S12

	<p>1MORE Fit SE S30 Open Ear Wireless Bluetooth Headphones User Manual</p> <p>User manual and specifications for the 1MORE Fit SE S30 Open Ear Wireless Bluetooth Headphones (Model EF606). Features include Bluetooth 5.3, 30-hour battery life, clear calls, and detailed operational instructions.</p>
	<p>1MORE Stylish True Wireless In-Ear Headphones E1026BT User Manual</p> <p>Comprehensive user manual for the 1MORE Stylish True Wireless In-Ear Headphones (E1026BT). Learn about product features, pairing, charging, key functions, tips, safety information, and FAQs.</p>
	<p>1MORE iBFree Sport Bluetooth In-Ear Headphones - E1018BT User Manual & Guide</p> <p>Comprehensive user manual and guide for the 1MORE iBFree Sport E1018BT Bluetooth in-ear headphones. Learn about pairing, controls, safety, warranty, and troubleshooting.</p>
	



[1MORE Stylish True Wireless In-Ear Headphones User Guide](#)

A comprehensive user guide for the 1MORE Stylish True Wireless In-Ear Headphones (Model E1026BT), covering setup, pairing, controls, charging, and troubleshooting for an optimal audio experience.

	
	<p>1MORE SonoFlow SE Wireless Over-Ear Headphones HQ31 User Guide</p> <p>Comprehensive user guide for the 1MORE SonoFlow SE wireless over-ear headphones (Model HQ31), covering setup, controls, features, specifications, safety information, warranty, and FAQs.</p>
	<p>1MORE SonoFlow HQ51 Wireless ANC Over-Ear Headphones User Guide</p> <p>Comprehensive user guide for the 1MORE SonoFlow HQ51 wireless active noise-cancelling over-ear headphones, covering setup, controls, features, specifications, safety, warranty, and troubleshooting.</p>