

DOOGEE TABG6MAX

DOOGEE Tab G6 Max Tablet User Manual

Model: TABG6MAX

Brand: DOOGEE

1. INTRODUCTION

This manual provides essential information for the safe and efficient operation of your DOOGEE Tab G6 Max Tablet. Please read this manual thoroughly before using the device to ensure proper setup and functionality. Keep this manual for future reference.

The DOOGEE Tab G6 Max is a 13.4-inch Android 16 tablet designed for versatile use, featuring a high-resolution IPS display, powerful UNISOC T7280 octa-core processor, and a large 11000mAh battery. It comes equipped with a keyboard, mouse, and stylus for enhanced productivity.

2. PACKAGE CONTENTS

Verify that all items are present in the package:

- 1x DOOGEE Tab G6 Max Tablet
- 1x Stylus (VIP Edition)
- 1x Tempered film (VIP Edition)
- 1x Bluetooth Mouse (VIP Edition)
- 1x Leather Protective Cover (VIP Edition)
- 1x Bluetooth Keyboard (VIP Edition)
- 1x Type-C Cable
- 1x Charger
- 1x SIM Card Remover
- 1x Packing Box
- 1x User Manual
- 1x Customer Service Card

Store as Much as You Want

Hold All Your Favorite Things



Image: Contents of the DOOGEE Tab G6 Max retail package, including the tablet, keyboard, mouse, stylus, charger, and protective case.

3. DEVICE OVERVIEW

The DOOGEE Tab G6 Max features a sleek, ultra-thin metal body with a 13.4-inch display. Familiarize yourself with the physical components:

- **Front:** 13.4-inch IPS display, 8MP front camera.
- **Rear:** 13MP rear camera.
- **Sides:** Power button, volume buttons, USB Type-C port, 3.5mm headphone jack, dual stereo speakers, SIM/microSD card slot.



Image: Front view of the DOOGEE Tab G6 Max tablet with its keyboard accessory, and a partial view of the tablet's rear.

4. SETUP

4.1 Initial Power On

1. Press and hold the Power button located on the side of the tablet until the DOOGEE logo appears.
2. Follow the on-screen instructions to complete the initial setup, including language selection, Wi-Fi connection, and Google account login.

4.2 Network Connectivity

- **Wi-Fi:** Go to Settings > Network & internet > Wi-Fi, then select your network and enter the password.
- **4G LTE (Cellular Data):** Insert a nano-SIM card into the SIM card slot using the provided SIM ejector tool. Ensure the tablet is powered off before inserting or removing SIM cards. Navigate to Settings > Network & internet > Mobile network to configure cellular data settings.

4.3 Connecting Accessories

- **Bluetooth Keyboard/Mouse:** Turn on the accessory and enable Bluetooth on your tablet (Settings > Connected devices > Bluetooth). Select the accessory from the list of available devices to pair.
- **Stylus Pen:** The stylus typically connects automatically or requires a simple Bluetooth pairing process similar to the keyboard/mouse. Refer to the stylus-specific instructions if needed.

5. OPERATING INSTRUCTIONS

5.1 Android 16 OS

Your tablet runs on Android 16, offering an intuitive user interface. Swipe up from the bottom to access the app drawer, swipe down from the top for notifications and quick settings. Customize your home screen by long-pressing on empty space.

5.2 Display Usage

The 13.4-inch IPS display with a 90Hz refresh rate provides smooth visuals. Adjust brightness and display settings in Settings > Display.

5.3 Camera Functionality

- Open the Camera app from your home screen or app drawer.
- Switch between the 13MP rear camera and 8MP front camera using the camera switch icon.
- Tap to focus, and press the shutter button to capture photos or start/stop video recording. Both cameras support 1080P video recording.



Image: Visual representation of the 13MP rear camera and 8MP front camera on the DOOGEE Tab G6 Max tablet.

5.4 Audio

The tablet features dual stereo speakers for an immersive audio experience. A 3.5mm headphone jack is available for private listening.

5.5 Face Unlock

Set up Face Unlock for convenient and secure access to your tablet. Go to Settings > Security & privacy > Face unlock and follow the instructions.

5.6 PC Mode

Connect the included Bluetooth keyboard and mouse to switch to PC mode, providing a desktop-like experience for productivity tasks.

6. KEY FEATURES

6.1 Performance

The DOOGEE Tab G6 Max is powered by the UNISOC T7280 octa-core processor, featuring two Arm Cortex-A75 cores (up to 2.2GHz) and six A55 cores, paired with a Mali-G57 GPU. This configuration ensures smooth performance for various applications, from web browsing to graphic-intensive gaming.

13.4" FHD+ Your Portable Desktop

Max View, Max Focus



90Hz
Refresh Rate

16.7
Million Colors

169.5PPI
Pixel density

330cd/m²
Brightness

87.2%
Screen-to-body ratio

Image: Diagram illustrating the UNISOC T7280 octa-core processor with Mali-G57 GPU and 2.2GHz frequency.

6.2 Memory and Storage

Equipped with 32GB RAM (6GB physical + 26GB extended) and 256GB of high-speed UFS storage, the tablet offers ample space and smooth multitasking. Storage is expandable up to 2TB via a microSD card (sold separately).

11000mAh All-Day Battery

Fuel Your Entire Day

 **18W**
Fast Charging

 **50Hours**
Voice Calls

 **10Hours**
Media Playback




Image: Visual representation of 6GB + 26GB (virtual) RAM and 256GB ROM, highlighting expandable memory up to 2TB.

6.3 Battery

The tablet features a large 11000mAh battery, supporting extended usage throughout the day. It also supports 18W fast charging.



Image: Internal view of the tablet highlighting the 11000mAh battery, with icons for 18W Fast Charging, 50 Hours Voice Calls, and 10 Hours Media Playback.

6.4 Display

Enjoy a 13.4-inch IPS display with Full HD+ resolution (1920x1200 pixels) and a 90Hz refresh rate. The screen-to-body ratio is 86.4%, providing an immersive viewing experience.

Highlights

13.4" FHD+ 90Hz Display

All-Day Power

32GB (6GB+26GB) RAM + 256GB ROM

Android 16

Gemini AI

Unisoc T7280

WIFI + 4G Network

Image: The DOOGEE Tab G6 Max tablet displaying a vibrant image, highlighting its 13.4-inch FHD+ screen with 90Hz refresh rate, 16.7 million colors, 169.5 PPI, 330 cd/m² brightness, and 87.2% screen-to-body ratio.

6.5 Widevine L1 Certification

The tablet supports Widevine L1, enabling high-definition streaming content from platforms like Netflix and Prime Video.

7. SPECIFICATIONS

Feature	Specification
Brand	DOOGEE
Model Name	TAB G6 MAX-V
Item Model Number	TABG6MAX

Operating System	Android 16
Standing Screen Display Size	13.4 Inches
Screen Resolution	1920 x 1200 pixels
Max Screen Resolution	1920*1200 Pixels
Processor	UNISOC T7280 Octa-Core (up to 2.2GHz)
RAM	32 GB (6GB + 26GB extended)
Flash Memory Size (ROM)	256 GB
Expandable Storage	Up to 2TB via microSD card
Rear Camera	13 MP
Front Camera	8 MP
Battery	11000 mAh
Charging	18W Fast Charging
Connectivity	4G LTE, Wi-Fi, Bluetooth
Dimensions (LxWxH)	12.19 x 7.94 x 0.31 inches
Item Weight	4 pounds
Color	Black

8. MAINTENANCE

8.1 Cleaning

Use a soft, lint-free cloth to clean the tablet screen and body. Avoid using harsh chemicals or abrasive materials that could damage the device.

8.2 Software Updates

Regularly check for and install software updates to ensure optimal performance, security, and access to new features. Go to Settings > System > System update.

8.3 Battery Care

To prolong battery life, avoid exposing the tablet to extreme temperatures. It is recommended to keep the battery charge between 20% and 80% for daily use.

9. TROUBLESHOOTING

9.1 Tablet Does Not Power On

- Ensure the battery is charged. Connect the tablet to the charger and wait a few minutes before attempting to power it on again.

- Press and hold the Power button for at least 10-15 seconds to perform a forced restart.

9.2 Poor Wi-Fi Connection

- Move closer to the Wi-Fi router.
- Restart your Wi-Fi router and the tablet.
- Forget the network in Wi-Fi settings and reconnect.

9.3 Accessories Not Connecting

- Ensure Bluetooth is enabled on the tablet and the accessory is in pairing mode.
- Check the accessory's battery level.
- Try restarting both the tablet and the accessory.

9.4 Tablet Performance is Slow

- Close unnecessary background applications.
- Clear cache data for frequently used apps (Settings > Apps > [App Name] > Storage & cache > Clear cache).
- Ensure sufficient free storage space.


10. SAFETY INFORMATION

- Do not expose the tablet to extreme temperatures, direct sunlight, or moisture.
- Use only the original charger and accessories provided by DOOGEE.
- Avoid dropping or subjecting the tablet to severe impacts.
- Do not attempt to disassemble or repair the tablet yourself. Contact authorized service personnel.
- Dispose of the tablet and its battery responsibly according to local regulations.

11. WARRANTY AND SUPPORT

Your DOOGEE Tab G6 Max Tablet is covered by a standard manufacturer's warranty. Please refer to the Customer Service Card included in your package for specific warranty terms and conditions. For technical support or service inquiries, please visit the official DOOGEE website or contact their customer service department. Keep your purchase receipt as proof of purchase for warranty claims.

Related Documents - TABG6MAX

	<p>DOOGEE Tablet User Manual</p> <p>User manual for the DOOGEE tablet, covering setup, messaging, language settings, safety, and maintenance.</p>
---	---



[DOOGEE Tab G6 FCC RF Test Report - Bluetooth Compliance](#)

Comprehensive FCC RF test report for the DOOGEE Tab G6 tablet, detailing Bluetooth compliance testing according to FCC CFR Title 47 Part 15C. Includes conducted and radiated emission measurements, test setup, procedures, and results.

DOOGEE N55

DOOGEE N55 is a rugged smartphone with a 6.78-inch display, 5150mAh battery, and Android 14 OS. It features a 13MP AI main camera and 5G connectivity.



Key Information

Model: N55
Release Date: 2024
OS: Android 14
Processor: MediaTek Dimensity 7050
RAM: 8GB
Storage: 128GB

Processor & OS

Processor: MediaTek Dimensity 7050
OS: Android 14

Display

Size: 6.78 inches
Resolution: 2460 x 1080 pixels
Refresh Rate: 120Hz

Camera

Main Camera: 13MP AI
Selfie Camera: 8MP



Battery

Capacity: 5150mAh
Charging: 33W

Connectivity

5G: Yes
4G LTE: Yes
Wi-Fi: Yes
Bluetooth: Yes
NFC: Yes

Build

Material: Polycarbonate
Weight: 205g
Thickness: 9.5mm

Waterproof

IP Rating: IP68

Network & Connectivity

5G: Yes
4G LTE: Yes
Wi-Fi: Yes
Bluetooth: Yes
NFC: Yes

Accessories

Charging Cable: Yes
Screen Protector: Yes
Case: Yes

Warranty

Warranty: 1 Year

Availability

Availability: Yes

Language




Language: English

Package Contents

Package Contents: DOOGEE N55, Charging Cable, Screen Protector, Case

[DOOGEE N55 Smartphone Specifications and Features](#)

Detailed specifications for the DOOGEE N55 smartphone, including display, camera, processor, battery, connectivity, dimensions, and package contents. Learn about its Android 14 OS, 13MP AI main camera, and 5150mAh battery.

 The image shows the cover of the DOOGEE U10 Series Tablet User Manual and Safety Guide. It features the DOOGEE logo at the top left, the title 'User Manual' in the center, and a QR code on the right. Below the title, there is a small QR code and some text in Chinese.	<p>DOOGEE U10 Series Tablet User Manual and Safety Guide</p> <p>Comprehensive user manual for the DOOGEE U10 Series tablet, covering essential operations, safety guidelines, maintenance tips, and FCC compliance information. Learn how to set up your device, send messages, manage settings, and ensure safe usage.</p>
 The image shows the cover of the DOOGEE U10 Series Tablet User Manual and Safety Guide. It features the DOOGEE logo at the top left, the title 'User Manual' in the center, and a QR code on the right. Below the title, there is a small QR code and some text in Chinese.	<p>DOOGEE U10 Series Tablet User Manual and Safety Guide</p> <p>Comprehensive user manual for the DOOGEE U10 Series tablet, covering device overview, TF card insertion, booting, SMS/MMS, language settings, SAR information, safety guidelines, and maintenance tips to ensure safe and effective use.</p>
 The image shows the cover of the DOOGEE Tab G6 FCC RF Test Report - 2.4G Wi-Fi Compliance. It features the 'LET'S JYT' logo at the top left, a red circular seal in the center, and some text in Chinese.	<p>DOOGEE Tab G6 FCC RF Test Report - 2.4G Wi-Fi Compliance</p> <p>This document presents the FCC RF Test Report for the DOOGEE Tab G6, covering 2.4G Wi-Fi compliance testing conducted by JianYan Testing Group Shenzhen Co., Ltd. It details test results, setup, and methodology according to FCC CFR Title 47 Part 15C.</p>