

## Manuals+

[Q & A](#) | [Deep Search](#) | [Upload](#)

manuals.plus /

› [E GATE](#) /

› [E GATE Duster 5X Pro Projector User Manual](#)

## E GATE DUSTER 5X PRO

# E GATE Duster 5X Pro Projector User Manual

Model: DUSTER 5X PRO

## 1. INTRODUCTION

This manual provides essential information for the safe and efficient operation of your E GATE Duster 5X Pro Projector. Please read this manual thoroughly before using the product and retain it for future reference.

The E GATE Duster 5X Pro is a native 1080p projector featuring Android 13, certified streaming applications like Netflix and Prime Video, automatic focus and keystone correction, and advanced connectivity options including Wi-Fi 6 and Bluetooth 5.0. It is designed for home entertainment, offering a large screen experience with clear visuals and integrated smart features.

## 2. SAFETY INFORMATION

Observe the following safety precautions to prevent damage to the projector and ensure user safety:

- Do not block ventilation openings. Ensure adequate airflow around the projector.
- Do not expose the projector to rain, moisture, or extreme temperatures.
- Use only the power cord supplied with the projector.
- Avoid looking directly into the projector lens when the lamp is on.
- Do not attempt to disassemble or modify the projector. Refer all servicing to qualified personnel.
- Keep the projector away from heat sources and direct sunlight.

## 3. PACKAGE CONTENTS

Verify that all items are present in the package:

- 1 Projector
- Remote Control
- Power Cord
- AV Connector
- Manual with Warranty Card

## 4. PRODUCT OVERVIEW

Familiarize yourself with the components of your E GATE Duster 5X Pro Projector.



Image: The E GATE Duster 5X Pro projector in black, shown with its remote control. The projector features a lens on the front, ventilation grilles, and a sturdy base.

The projector includes a sealed optical engine for dust protection, a flexible rotating stand, and various input/output ports for versatile connectivity.



Image: An overview of the Duster 5X Pro highlighting features such as 100% Dust Proof, 1080p Native resolution, Automatic Keystone, Flexible Rotation, Certified OTT apps, Automatic Focus, 500 ISO Lumens, Dual Wi-Fi 6, Two-way Bluetooth 5.0, Built-in WhaleOS, and AI Voice Assistant with ChatGPT.

## 5. SETUP

### 5.1 Power Connection

1. Connect the power cord to the projector's power input.
2. Plug the other end of the power cord into a suitable electrical outlet.

### 5.2 Remote Control

Insert two AAA batteries (not included) into the remote control. The remote supports Bluetooth for voice commands.

### 5.3 Initial Placement and Adjustment

The Duster 5X Pro features a flexible rotating stand and automatic adjustment capabilities.

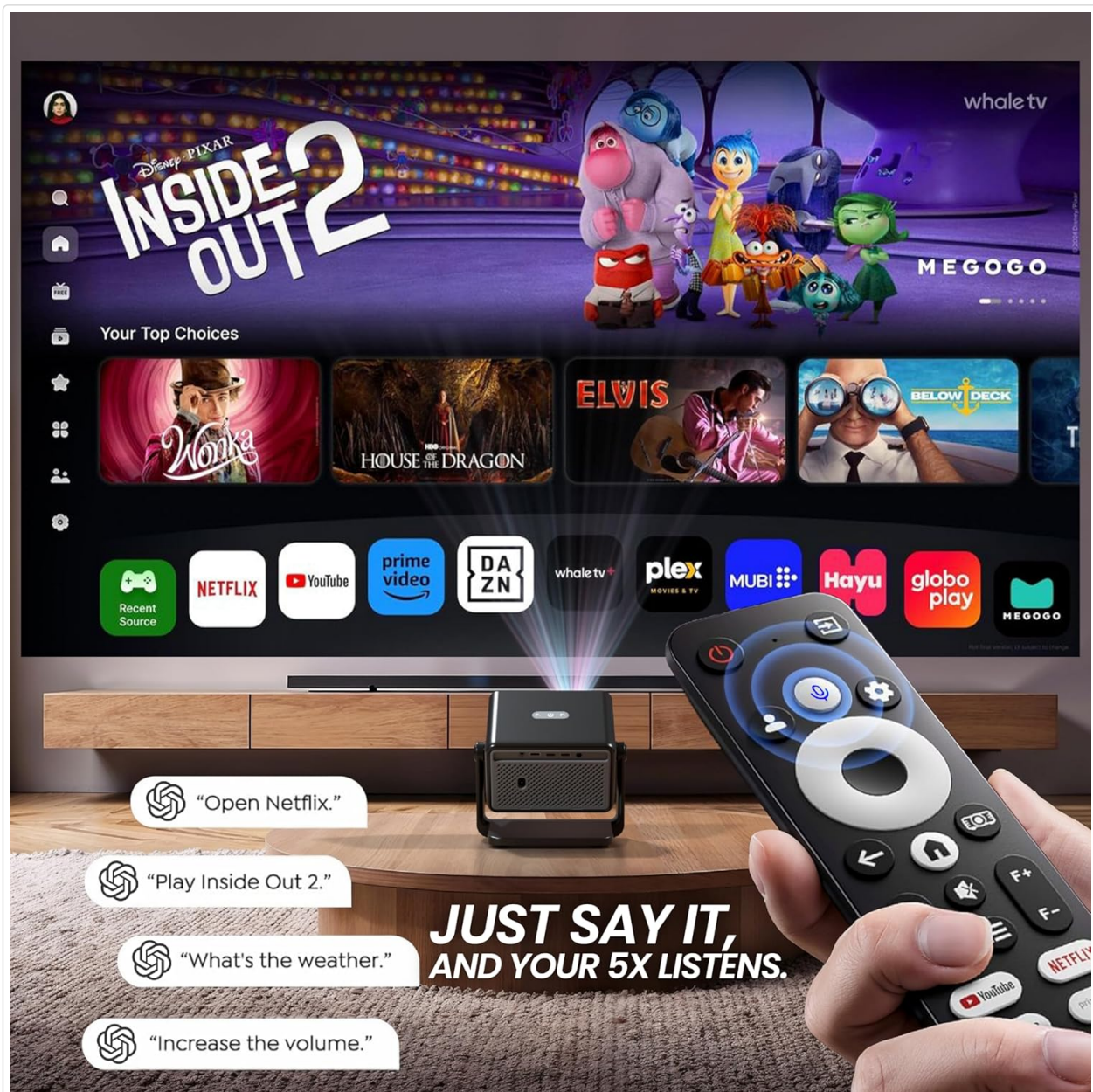


Image: Diagram illustrating the flexible rotating stand of the Duster 5X Pro, showing projection angles at 0, 45, and 90 degrees, with a total 110-degree adjustment range.

- **Flexible Stand:** Adjust the projector's angle using the integrated stand to project onto walls or ceilings. The stand allows for up to 110 degrees of rotation.
- **Automatic Adjustments:** The projector is equipped with AI-powered auto-focus, auto keystone correction (4P and 6D), auto screen fit, and obstacle avoidance for a clear and perfectly aligned image without manual intervention.

# HIGHEST PRECISION, FASTEST SPEED



AUTO FOCUS



AUTO 4D+4P  
KEystone



AUTO SCREEN FIT



OBSTACLE  
AVOIDANCE



Image: A cutaway view of the Duster 5X Pro projector highlighting its internal components and illustrating the functions of Auto Focus, Auto 4D+4P Keystone, Auto Screen Fit, and Obstacle Avoidance for precise image projection.

## 6. OPERATING INSTRUCTIONS

### 6.1 Power On/Off

Press the power button on the projector or the remote control to turn the unit on or off.

### 6.2 Navigation and Smart Features

The projector runs on Whale OS (based on Android 13), providing a smart interface for applications and settings.

- **Certified Apps:** Access pre-installed and certified applications such as Netflix, Prime Video, YouTube, Zee5, and SonyLIV. These apps are optimized for Full HD content playback.
- **Live TV:** The App store provides access to two live TV services (Whale TV+ & MovieARK) offering numerous free channels.
- **Voice Control:** Use the Bluetooth remote with its integrated microphone for voice commands. Simply press the voice button and speak your command.

**100% DUST PROOF**

**1080P NATIVE**  
4K DECODING

**KEYSTONE**  
AUTOMATIC

**120° FLEXIBLE**  
ROTATION

ALL CERTIFIED OTT  
prime video N JioHotstar

**FOCUS**  
AUTOMATIC

**ARC + CEC**  
USB, HDMI, AUX

**500 ISO**  
LUMENS

**DUAL WI-FI 6**  
TWO WAY BLUETOOTH 5.0

BUILT IN  
**whaleOS**  
CERTIFIED NETFLIX

+

AI voice Assistant  
**ChatGPT**

Image: An overview of the Duster 5X Pro highlighting features such as 100% Dust Proof, 1080p Native resolution, Automatic Keystone, Flexible Rotation, Certified OTT apps, Automatic Focus, 500 ISO Lumens, Dual Wi-Fi 6, Two-way Bluetooth 5.0, Built-in WhaleOS, and AI Voice Assistant with ChatGPT.

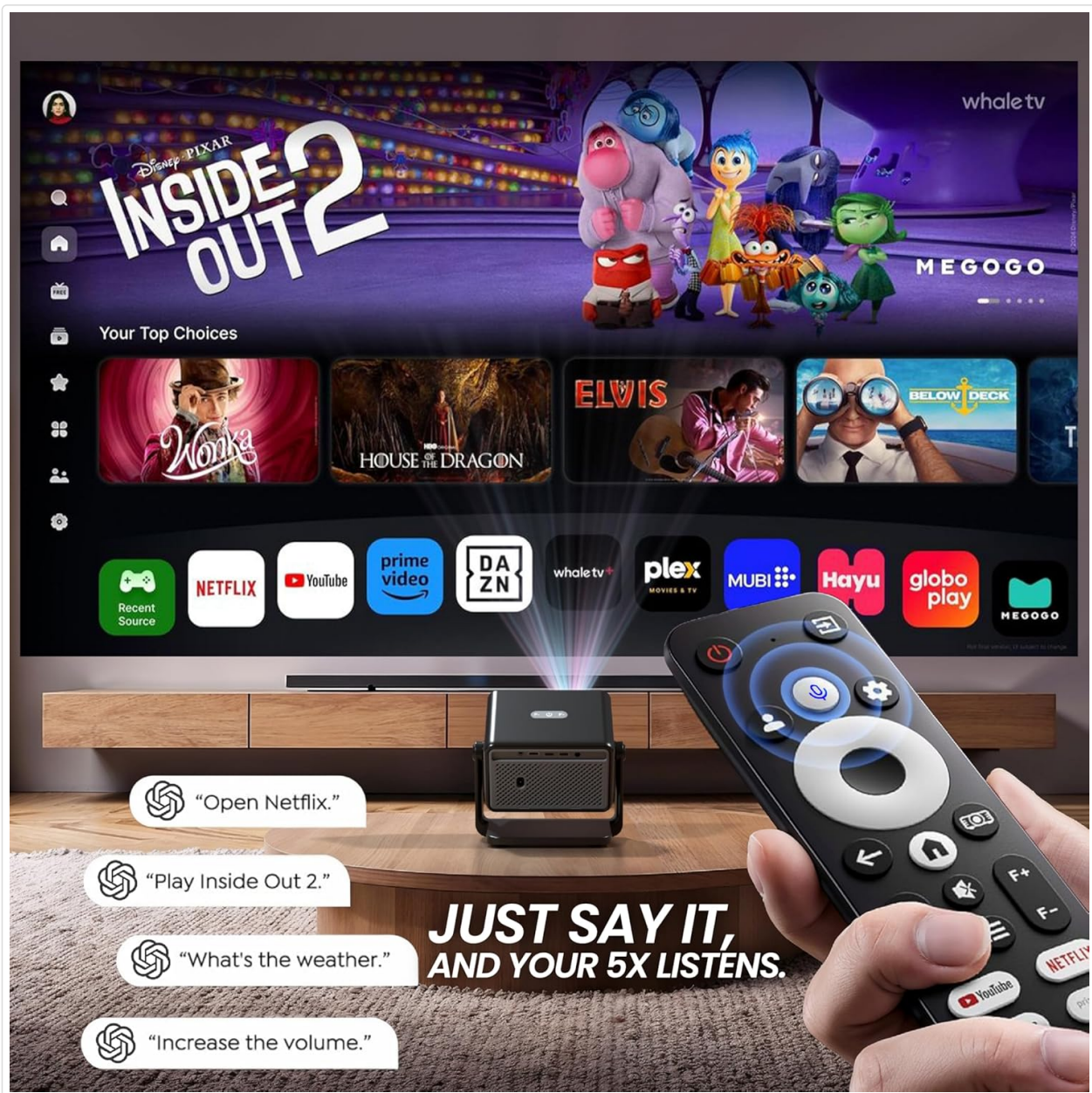


Image: Diagram illustrating the flexible rotating stand of the Duster 5X Pro, showing projection angles at 0, 45, and 90 degrees, with a total 110-degree adjustment range.

### 6.3 Screen Mirroring

The projector supports screen mirroring from various devices using Dual Band Wi-Fi 6.



Image: Illustration of the Duster 5X Pro's Dual Band Wi-Fi 6 capability, enabling lag-free screen mirroring from Android, iOS, and Windows devices.

- Connect your smartphone, tablet, or computer to the same Wi-Fi network as the projector.
- Select the screen mirroring option on your device and choose the projector from the available devices.

## 6.4 Connectivity

The Duster 5X Pro offers multiple ports for connecting external devices:

- **HDMI 2.1 (ARC+CEC):** Connect Blu-ray players, gaming consoles, laptops, or other HDMI-enabled devices. ARC (Audio Return Channel) and CEC (Consumer Electronics Control) are supported.
- **USB:** Play media directly from USB storage devices.
- **Audio Out 3.5 mm:** Connect external speakers or headphones.
- **Bluetooth 5.0:** Connect Bluetooth speakers, headphones, or other compatible accessories.

## 7. IMAGE AND DISPLAY FEATURES

- **Native 1080p Resolution:** Delivers sharp, vibrant visuals with true Full HD clarity. Supports 4K video decoding at 30 FPS.

- **Brightness:** 500 ISO Lumens for clear images.
- **Contrast Ratio:** 6000:1 for deep blacks and bright whites.
- **Screen Size:** Projects images up to 300 inches (762 cm).
- **HDR+ and HLG Support:** Enhances dynamic range and color for a more immersive viewing experience.
- **Short Throw Ratio (1.3:1):** Allows for a larger screen size from a shorter projection distance.

# NATIVE 1080P RESOLUTION

Sharp, vibrant visuals with true-to-life clarity

▶ **Others** – Fake 1080p  
Not real Full HD –  
just shifting pixels to imitate resolution

▶ **Duster 5X** Native 1080p  
Every pixel projected with precision,  
delivering authentic Full HD quality



Image: A visual comparison demonstrating the superior clarity of Native 1080p resolution on the Duster 5X Pro compared to 'Fake 1080p' projectors that use pixel shifting.



Image: An illustration showing the Duster 5X Pro's 1.3:1 short throw ratio, allowing it to project a large screen from a closer distance compared to other projectors.

## 8. AUDIO

The projector features 10 Watt inbuilt speakers for integrated audio output. For enhanced audio, connect external speakers via the 3.5mm audio out port or Bluetooth.

## 9. MAINTENANCE

### 9.1 Dust-Proof Design

The E GATE Duster 5X Pro is designed with a 100% sealed optical engine, making it dust-proof. This design helps maintain image clarity and extends the lifespan of the projector by preventing dust accumulation on internal optical components.

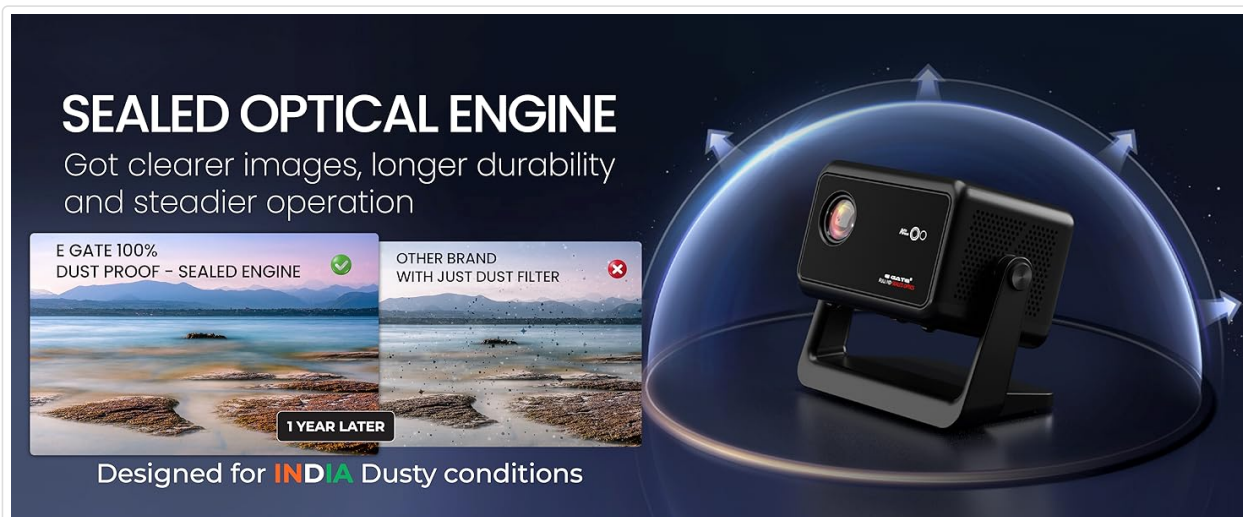


Image: A diagram illustrating the sealed optical engine of the Duster 5X Pro, highlighting its dust-proof design for clearer images and longer durability compared to projectors with only dust filters.

### 9.2 Cleaning

- Use a soft, dry cloth to clean the exterior of the projector.
- For the lens, use a lens cleaning cloth and specialized lens cleaning solution. Do not use abrasive cleaners.
- Ensure the projector is powered off and unplugged before cleaning.

## 10. TROUBLESHOOTING

If you encounter issues with your projector, refer to the following common solutions:

Problem	Possible Cause	Solution
No Power	Power cord not connected; Power outlet faulty	Check power cord connection; Try a different outlet
No Image	Input source not selected; Cable connection loose; Lens cap on	Select correct input source; Secure cable connections; Remove lens cap
Blurred Image	Out of focus; Incorrect keystone	Allow auto-focus to adjust; Check auto keystone settings
No Sound	Volume too low; External audio device not connected; Muted	Increase volume; Connect external audio; Unmute projector
Screen Mirroring Fails	Not on same Wi-Fi network; Device incompatibility	Ensure both devices are on the same 2.4GHz or 5GHz Wi-Fi network; Refer to device manual for compatibility

## 11. SPECIFICATIONS

Detailed technical specifications for the E GATE Duster 5X Pro Projector:

Feature	Specification
Brand	E GATE
Model	DUSTER 5X PRO
Model Year	2025
Product Dimensions	17 x 11.4 x 16 cm
Item Weight	3.7 kg
Hardware Interface	Bluetooth
Compatible Devices	Laptops, Smartphones, Gaming Consoles, Blu-ray Players, Media Players
Display Technology	LED
Display Type	LCD

Feature	Specification
Image Contrast Ratio	6000:1
Aspect Ratio	16:9
Screen Resolution	1920 x 1080 Pixels (Native)
Wattage	150 Watts
Refresh Rate	60 Hz
Connector Type	Wi-Fi (Dual Band Wi-Fi 6)
Form Factor	Portable
Mounting Type	Tabletop Mount
Special Features	100% Certified Netflix, Prime, JioHotstar & More - 100% Fully SEALED Optical Engine - Dust Proof Design - HDMI ARC, Fully Automatic, Throw Ratio 1.3:1, 10 Watt HiFi Speakers, Native 1080P and 4K HDR Support, Dual Band WiFi 6, 1GB+8GB

## 12. WARRANTY AND SUPPORT

E GATE provides comprehensive warranty and support for your product:

- **Warranty Period:** 1-year warranty from the date of purchase.
- **Registration:** Product registration is mandatory to avail warranty benefits.
- **Service:** Free home pickup & drop service is provided during the warranty period.
- For more details, visit the company's official website.