

Manuals+

[Q & A](#) | [Deep Search](#) | [Upload](#)

[manuals.plus](#) /

› [WESEARY](#) /

› [WESEARY WG2 Wired Gaming Headset User Manual](#)

WESEARY WG2

WESEARY WG2 Wired Gaming Headset User Manual

Model: WG2

1. INTRODUCTION

Thank you for choosing the WESEARY WG2 Wired Gaming Headset. This manual provides detailed instructions for setting up, operating, and maintaining your headset to ensure an optimal gaming experience. The WG2 headset is designed for immersive audio and clear communication across multiple gaming platforms.

2. WHAT'S IN THE BOX

- WESEARY WG2 Gaming Headset (1 unit)
- 1 to 2 3.5mm Audio Jack Splitter Cable (1 unit)
- User Manual (This document)

3. PRODUCT OVERVIEW

The WESEARY WG2 headset features 50mm drivers for rich stereo sound, an omnidirectional noise-canceling microphone for clear communication, and comfortable memory foam earcups. It is designed for multi-platform compatibility.

3.1 Key Features

- **Immersive Stereo Sound:** 50mm high-density neodymium drivers deliver detailed 3D stereo audio.
- **Noise-Canceling Microphone:** 360° rotatable omnidirectional microphone with advanced noise cancellation for clear voice pickup.
- **Ergonomic Comfort:** Lightweight design with soft memory foam earcups and an adjustable headband for extended wear.
- **Effortless Controls:** In-line rotary volume control and one-button microphone mute.
- **Durable Design:** Features a strong braided cable for longevity.

3.2 Headset Components



Figure 1: WESEARY WG2 Wired Gaming Headset. This image shows the overall design of the black headset with its adjustable headband, microphone, and earcups.



Figure 2: Headset with Directional Microphone. A close-up view highlighting the omni-directional noise-cancelling microphone, designed to accurately pick up your voice while suppressing background noise.



360° Stereo Surround Sound

Immerse yourself in the 3D gaming world with unparalleled sound clarity.

Figure 3: 360° Stereo Surround Sound Drivers. An exploded view illustrating the internal components of the 50mm high-density neodymium drivers responsible for immersive sound.



Advanced 50mm Titanium Drivers

50mm Titanium Drivers with Our Unique Acoustic Engineering. Enjoy unparalleled clarity, precision imaging, and enhanced bass response for crisp, clean audio that brings every footstep and environmental cue to life.

Figure 4: Advanced 50mm Titanium Drivers. This image emphasizes the 50mm titanium drivers and acoustic engineering for clear audio, precision imaging, and enhanced bass response.



Figure 5: Premium Protein Hybrid Ear Cushions. A close-up of the soft, breathable earcups, highlighting their comfort for long gaming sessions.



PROFESSIONAL-GRADE COZINESS

Discover lasting comfort: soft cushions, lightweight build, and breathable fabric earcups. Designed for all-day wear. Perfect for Gaming and Music.

Figure 6: Professional-Grade Coziness. This image shows the breathable fabric earcups, emphasizing lasting comfort for all-day wear.

75,000+ Bend Lifespan

Strong Braided Cord

Efficient and Stable Sound Transmission

WESEARY tinned copper wire core ensures efficient and stable transmission of each sound wave.

-  3.5mm Audio Jack
-  USB for LED Light
-  Long-lasting Braided Cord
-  LED light hole

Figure 7: Efficient and Stable Sound Transmission. A detailed view of the durable, braided cable with tinned copper wire core, ensuring stable sound transmission.

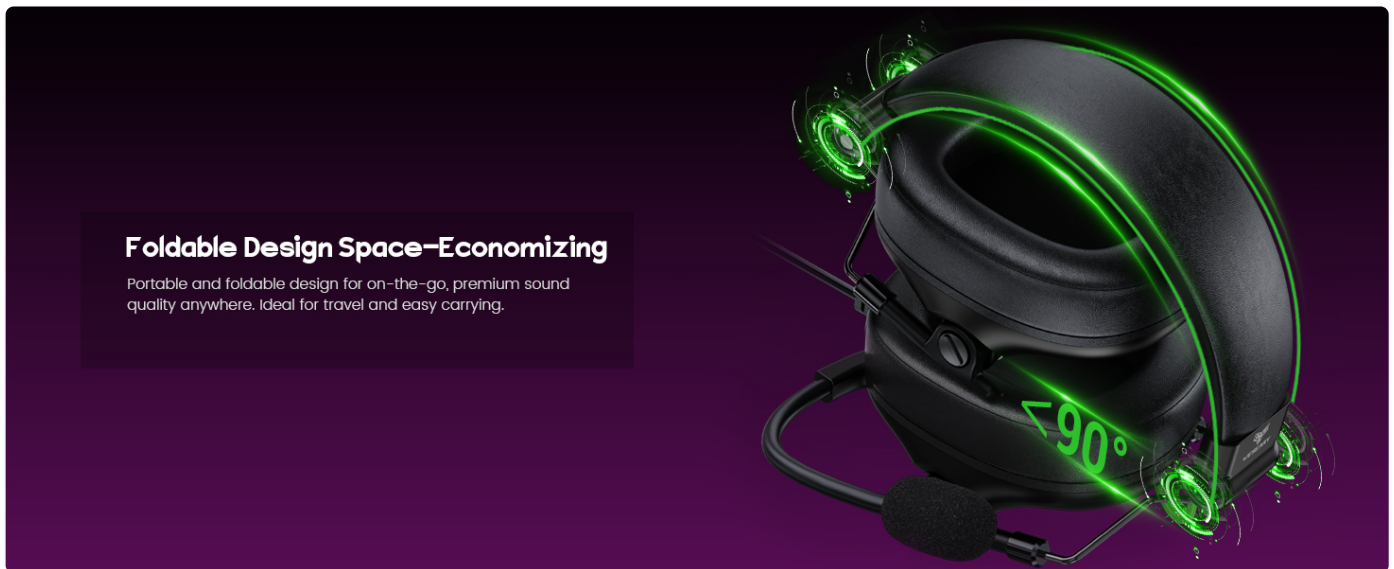


Figure 8: Foldable Design. This image demonstrates the headset's foldable earcups, making it portable and easy to store.

4. SETUP INSTRUCTIONS

The WESEARY WG2 headset connects via a 3.5mm audio jack. Follow these steps to connect your headset to your device.

4.1 Connecting to PC/Laptop/Mac (with separate audio/mic ports)

1. Locate the 3.5mm audio output port (headphone icon) and microphone input port (microphone icon) on your computer.
2. Connect the 1 to 2 3.5mm Audio Jack Splitter Cable to the headset's 3.5mm jack.
3. Plug the green connector of the splitter into your computer's audio output port.
4. Plug the pink connector of the splitter into your computer's microphone input port.
5. For LED lighting, connect the USB cable to an available USB port on your computer.

4.2 Connecting to PS4/PS5, Nintendo Switch, Xbox Series X|S, Mobile/Tablet (with single 3.5mm port)

1. Plug the headset's 3.5mm jack directly into the 3.5mm audio port on your controller (PS4/PS5, Xbox Series X|S), console (Nintendo Switch), or mobile device.
2. For LED lighting, connect the USB cable to an available USB port on your console or a USB power adapter.
3. **Note for Xbox One (older controllers):** A Microsoft adapter (not included) is required for older Xbox One controllers that do not have a built-in 3.5mm jack.
4. **Compatibility Note:** This headset is not compatible with PS3 (without a 3.5mm adapter) or Xbox 360.

Multi-Platform Compatibility

Compatible with PC/XBox/PS5/PS4/Switch/Phone



3.5mm Audio Adapter

For PC
For LAPTOP
For MAC



USB for LED ONLY



3.5mm Jack

For Switch
For Tablet
For Cell Phone
For PS4/PS5



For XBox One/One s/ One X
For XBox Series x/s



*The Adapter is not Included

Figure 9: Multi-Platform Connection Diagram. This diagram illustrates how to connect the headset to various devices including PC, laptop, Mac, Switch, tablet, cell phone, PS4, PS5, Xbox One, and Xbox Series X|S.




Figure 10: Multi-Platform Setup Example. An image showing the headset connected to various gaming systems and computers, demonstrating its versatility.

DEVICE	PC/Mac/Laptop	PS4/PS5	Switch	Mobile/Tablet
Dongle Mode	✓	✓	✓	✗
Bluetooth Mode	✓	✗	✓ invalid mic	✓
Wired Mode	✓	✓	✗	✗

*All Modes Not Compatible with Xbox

Figure 11: Compatibility Table. A table detailing compatibility modes (Dongle, Bluetooth, Wired) for PC/Mac/Laptop, PS4/PS5, Switch, and Mobile/Tablet. Note that this headset is wired only, so the table might be misleading if it implies wireless modes. The product description states "Wired Gaming Headset". I will clarify this in the text.

Important Note: The WESEARY WG2 is a **wired** gaming headset. Any references to "Dongle Mode" or "Bluetooth Mode" in external diagrams or marketing materials are not applicable to this specific model (WG2) which connects solely via its 3.5mm audio jack and USB for LED power.

5. OPERATING INSTRUCTIONS

5.1 Adjusting Volume

- Locate the rotary volume control wheel on the left earcup or in-line control.
- Rotate the wheel upwards to increase volume.
- Rotate the wheel downwards to decrease volume.



Figure 12: Effortless Volume Control. This image highlights the scroll wheel for adjusting volume on the headset.

5.2 Muting the Microphone

- Locate the microphone mute button on the left earcup or in-line control.
- Press the button once to mute the microphone.
- Press the button again to unmute the microphone.

5.3 Adjusting the Microphone

- The microphone is 360° rotatable. Adjust its position for optimal voice pickup.
- Position the microphone approximately 1-2 inches from your mouth for best clarity.




Figure 13: Advanced 360° Omnidirectional Microphone. This image shows the flexible microphone arm and its omnidirectional design for clear sound.

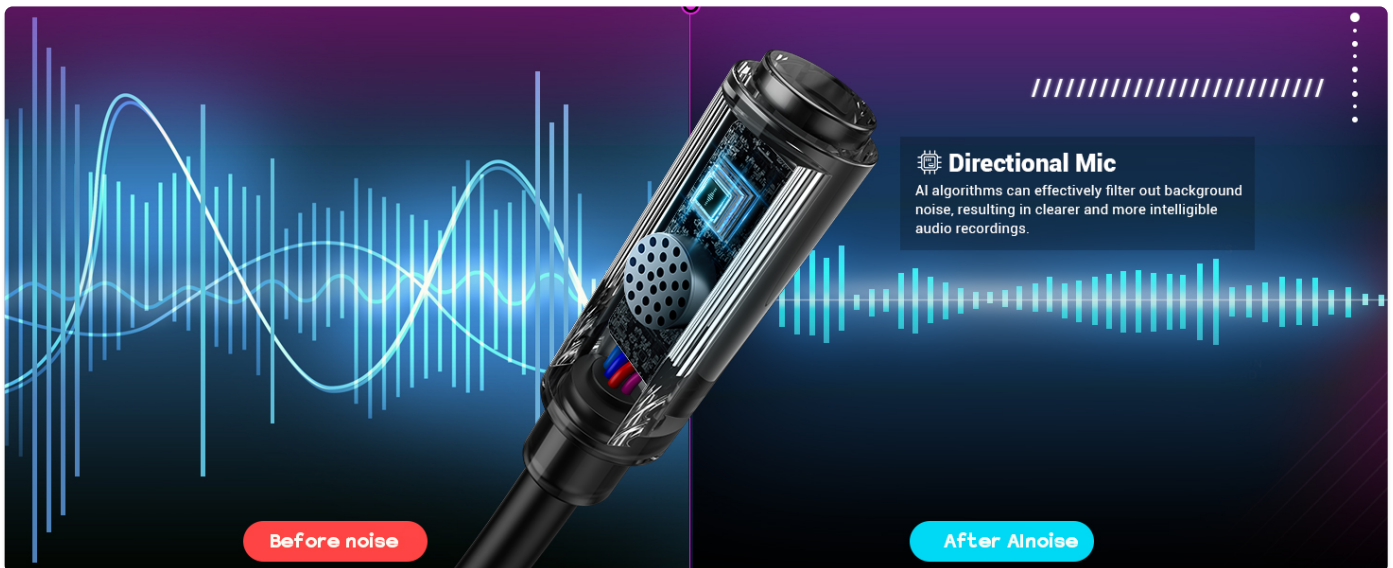


Figure 14: Directional Microphone Noise Reduction. A visual representation of how the directional microphone filters out background noise for clearer audio recordings.

5.4 Adjusting Headset Fit

- Adjust the headband by sliding the earcups up or down until the headset fits comfortably over your ears.
- Ensure the earcups fully enclose your ears for optimal sound isolation and comfort.

6. MULTI-PLATFORM COMPATIBILITY

The WESEARY WG2 Wired Gaming Headset is compatible with a wide range of devices:

- **Gaming Consoles:** PlayStation 5 (PS5), PlayStation 4 (PS4), Xbox Series X|S, Nintendo Switch.
- **Computers:** PC, Laptops, Mac.
- **Mobile Devices:** Mobile phones, Tablets.

Important Notes:

- For older Xbox One controllers without a 3.5mm jack, a Microsoft adapter (not included) is required.
- The headset is not compatible with PS3 or Xbox 360 without additional adapters.
- The USB connection is solely for powering the LED lighting and does not transmit audio.

7. MAINTENANCE

- **Cleaning:** Use a soft, dry cloth to clean the headset. Do not use harsh chemicals or abrasive materials.
- **Storage:** Store the headset in a cool, dry place away from direct sunlight and extreme temperatures. The foldable design allows for compact storage.
- **Cable Care:** Avoid sharp bends or excessive pulling on the cable to prevent damage.

8. TROUBLESHOOTING

8.1 No Sound from Headset

- Ensure the 3.5mm audio jack is fully inserted into the device's audio port.
- Check the volume control wheel on the headset and ensure it is turned up.
- Verify the audio output settings on your device (console, PC, etc.) are configured to use the headset.
- If using the splitter cable, ensure both green and pink jacks are correctly connected to their respective ports.

8.2 Microphone Not Working

- Ensure the microphone mute button on the headset is not activated.
- Check the microphone input settings on your device (console, PC, etc.) to ensure the headset microphone is selected and its volume is not muted.
- Ensure the 3.5mm audio jack (and pink splitter jack if applicable) is fully inserted.
- Adjust the microphone's position closer to your mouth.

8.3 LED Lights Not Working

- Ensure the USB cable is securely connected to a powered USB port on your device or a USB power adapter.
- Try connecting the USB cable to a different USB port.

9. SPECIFICATIONS

Model Name	WG2
Connectivity Technology	Wired (3.5mm Audio Jack, USB for LED)
Audio Driver Type	Dynamic Driver (50mm Neodymium)
Impedance	32 Ohms
Ear Placement	Over Ear

Noise Control	Sound Isolation, Noise Cancellation (Microphone)
Microphone	Omnidirectional, Noise-Canceling, 360° Rotatable
Material	Composite, Plastic (with Memory Foam Earcups)
Product Dimensions	5.5 x 2.98 x 5.5 inches
Item Weight	14.8 ounces
Color	Rock Black
Manufacturer	WESEARY

10. WARRANTY AND SUPPORT

For warranty information and technical support, please refer to the documentation provided with your purchase or visit the official WESEARY website. Keep your proof of purchase for warranty claims.

Online Support: [Visit the WESEARY Store on Amazon](#)

11. PRODUCT VIDEO

Your browser does not support the video tag.

Video 1: WESEARY Wired Gaming Headset Overview. This video provides a brief visual overview of the headset's features and design, demonstrating its immersive sound and clear communication capabilities.