

TRIGKEY Key i13

TRIGKEY Key i13 Mini Gaming PC User Manual

Model: Key i13

INTRODUCTION

This manual provides essential information for setting up, operating, maintaining, and troubleshooting your TRIGKEY Key i13 Mini Gaming PC. Please read this guide thoroughly to ensure proper use and to maximize the performance of your device.



Figure 1: Front view of the TRIGKEY Key i13 Mini Gaming PC.

SETUP

Follow these steps to set up your TRIGKEY Key i13 Mini Gaming PC:

1. **Connect Peripherals:** Connect your monitor(s), keyboard, and mouse to the available ports.
2. **Power Connection:** Connect the power adapter to the DC Jack on the mini PC, then plug it into a power outlet.
3. **Power On:** Press the power button located on the front of the device. The system will boot up.
4. **Initial Windows Setup:** Follow the on-screen instructions to complete the Windows 11 Pro operating system setup.

Triple display support

Multi-screen display, simultaneous multi-program



Figure 2: Detailed view of the front and rear ports for connecting peripherals and power.

OPERATING INSTRUCTIONS

Your TRIGKEY Key i13 Mini Gaming PC comes pre-installed with Windows 11 Pro, offering a versatile computing experience.

Display Configuration

The mini PC supports triple 4K@60Hz displays via its DP, HDMI, and Type-C ports, allowing for an expanded workspace or immersive gaming experience.

A farewell to waiting

M.2 2280 Nvme SSD, Max **2TB**, with an optional storage of **500GB**



Figure 3: Example of triple display setup with the mini PC.

Connectivity

The device features advanced connectivity options:

- **Wi-Fi 6:** For fast and reliable wireless network connections.
- **Bluetooth 5.4:** For connecting wireless peripherals with lower latency.
- **2.5G LAN:** For high-speed wired network connections.

WiFi 6 Supports faster transmission speed

With fast and reliable wireless network connection, Bluetooth 5.4 latency is lower,
more stable and efficient

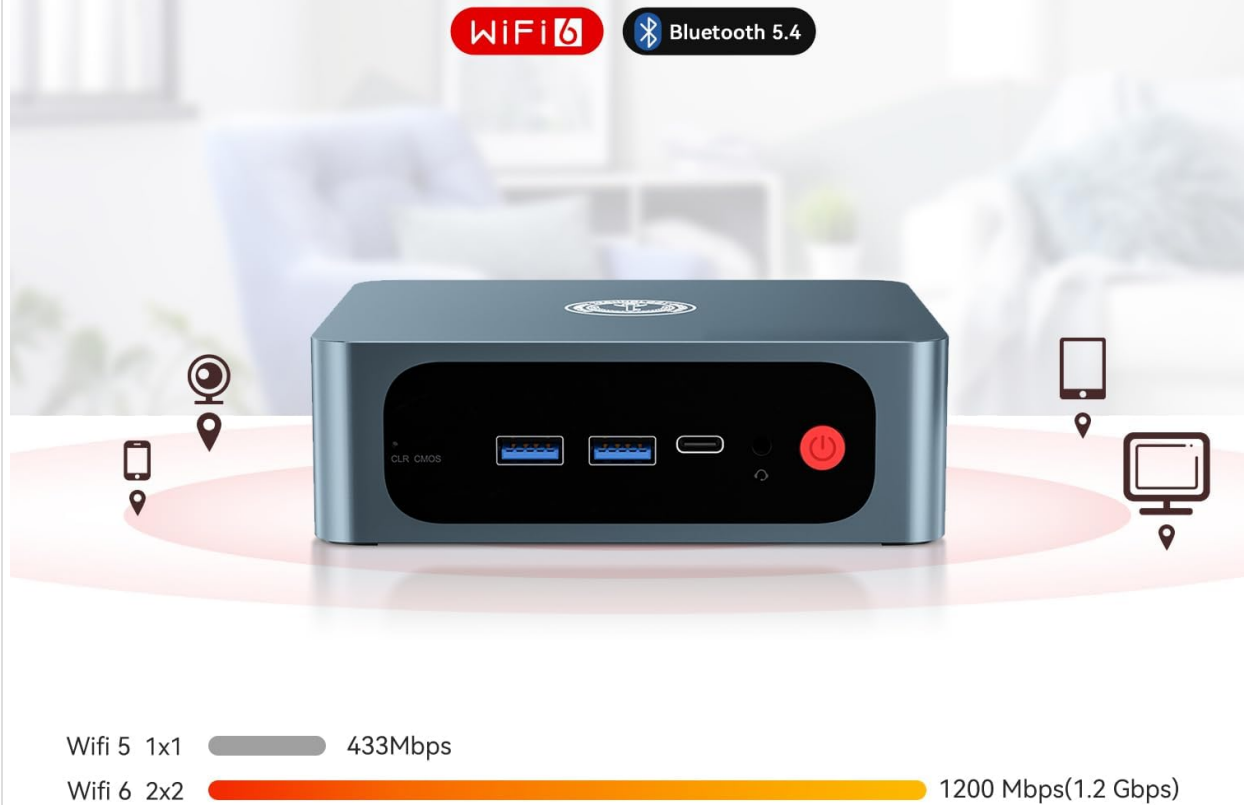


Figure 4: Wi-Fi 6 and Bluetooth 5.4 capabilities for enhanced wireless connectivity.

MAINTENANCE

To ensure the longevity and optimal performance of your mini PC, consider the following maintenance aspects:

Cooling System

The TRIGKEY Key i13 features a silent heat dissipation design, including an ABS frame, two copper tubes, an upgraded aluminum plate, and a cooling fan. Ensure proper airflow around the device and keep vents clear of obstructions.

AMD Ryzen™ 5 5500U

6 Cores 12 Threads, Max 4.0GHz



4.0GHz

CPU
6 Cores 12 Threads

1800MHz

Graphics Card
Frequency

7nm

Processor Technology
for CPU Cores

64GB

Max Memory
Size

Figure 5: Internal view highlighting the quiet cooling fan for efficient heat dissipation.

Storage Expansion

The mini PC comes with a 500GB NVMe SSD and supports expansion up to 2TB via an M.2 2280 NVMe SSD slot. For storage upgrades, consult a qualified technician.

Plenty Ports For Connectivity

Multiple Ports, Various Choices

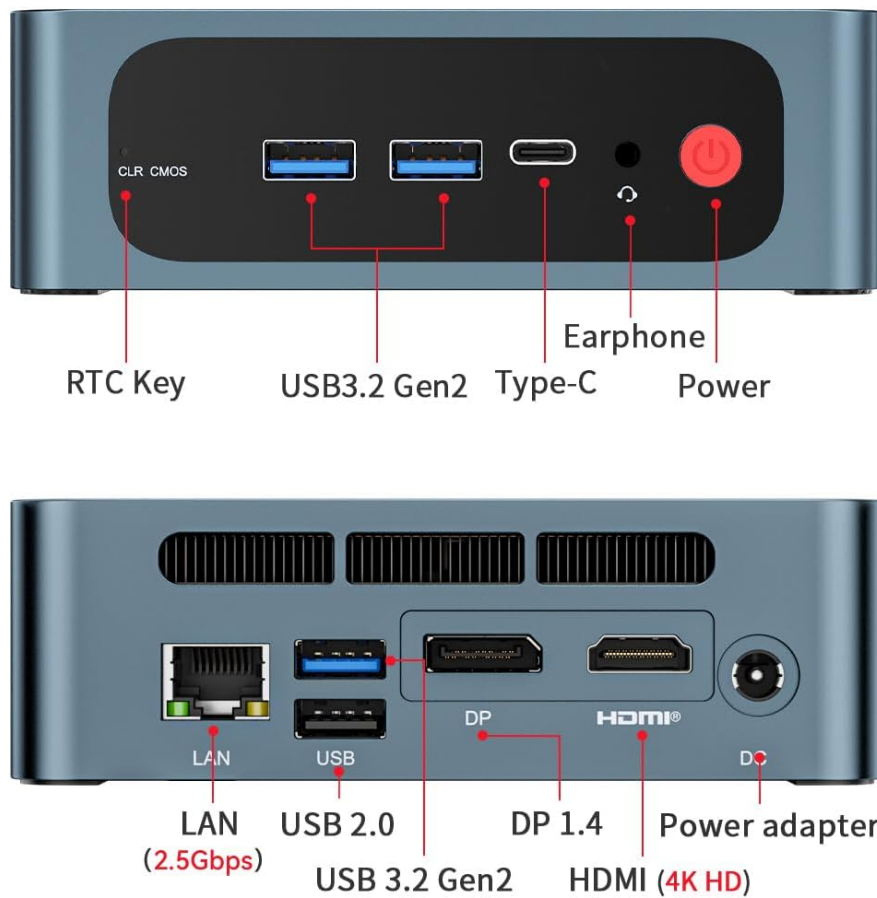



Figure 6: M.2 2280 NVMe SSD for high-speed storage.

RAM Expansion

The device includes 16GB DDR4 RAM and can be expanded up to 64GB DDR4 3200MHz. For RAM upgrades, ensure compatibility and proper installation by a qualified technician.

Max 64GB of memory, playing games and working more smoothly

Support up to **32GB 3200MHz** RAM in single card slot/ **64GB 3200MHz** in dual card slot
Optional DDR4 **8GB (8GB*1)/16GB(8GB*2)**.



*Subject to the official speed

Figure 7: DDR4 RAM modules for memory expansion.

TROUBLESHOOTING

If you encounter issues with your TRIGKEY Key i13 Mini Gaming PC, consider the following:

- **No Power:** Ensure the power adapter is securely connected to both the PC and the power outlet. Try a different power outlet.
- **No Display:** Verify that your monitor is properly connected and powered on. Check the display cable connections (HDMI, DP, Type-C). Try connecting to a different monitor or using a different cable.
- **System Unresponsive:** Press and hold the power button for 5-10 seconds to force a shutdown, then restart the PC.
- **Automatic Startup:** If you require assistance with setting up automatic startup, please contact customer support and provide the barcode located on the bottom of your machine for specific tutorial files.

For further assistance, refer to the Warranty and Support section.

SPECIFICATIONS

Processor	AMD Ryzen 5 5500U (6 Cores, 12 Threads, 2.1GHz Base, up to 4.0GHz Turbo)
-----------	--

Graphics	AMD Radeon Graphics (7 Cores, 1800MHz)
RAM	16GB DDR4 3200MHz (Expandable up to 64GB)
Storage	500GB NVMe SSD (M.2 2280, Expandable up to 2TB)
Operating System	Windows 11 Pro
Video Output	1x HDMI (4K@60Hz), 1x DP1.4, 1x Type-C (Data&Video) - Supports Triple Display
USB Ports	3x USB3.2 Gen2, 1x Type-C (Data&Video)
Network	1x 2.5G LAN, Wi-Fi 6, Bluetooth 5.4
Audio	1x Audio Jack (HP&MIC)
Power	1x DC Jack

WARRANTY AND SUPPORT

TRIGKEY is committed to providing quality products and customer satisfaction.

- **Warranty:** Your product is covered by a 1-year free warranty.
- **Customer Service:** We offer 7 days/24 hours customer service.
- **Technical Support:** Lifetime technical issue assistance is available.
- **Certifications:** This product is FCC, CE, and ROHS certified.

For any inquiries or support needs, please contact TRIGKEY customer service.