



[Manuals.plus](#) /

> [HiGrace](#) /

> HiGrace 10.1-inch Android 16 Wi-Fi Tablet User Manual

HiGrace HGCKB1004S

HiGrace 10.1-inch Android 16 Wi-Fi Tablet User Manual

Model: HGCKB1004S

1. INTRODUCTION

This manual provides essential information for the safe and efficient use of your HiGrace 10.1-inch Android 16 Wi-Fi Tablet. Please read this manual thoroughly before using the device and keep it for future reference. This tablet is designed for entertainment, educational, and general computing purposes.



HiGrace

タブレット



WiFi5

Bluetooth5.4



1280*800



Widevine 対応



16GB RAM
32GB ROM
24GB RAM+32GB ROM
最大1TBのTFカード拡張対応



後8MP+前5MP
RGBライト搭載



充電・データ転送
・イヤホン・OTG機能対応



6000mAh



Android 16

Image: The HiGrace 10.1-inch Android 16 Wi-Fi Tablet, showcasing its sleek design and vibrant display.

2. SETUP

2.1 Initial Power On

1. Press and hold the power button located on the side of the tablet until the HiGrace logo appears.
2. Follow the on-screen prompts to complete the initial setup, including connecting to a Wi-Fi network and signing in with your Google account.

2.2 Language Settings

To set the device language to Japanese (or any other language):

1. Go to **Settings**.
2. Navigate to **System**.
3. Select **Languages & Input**.

4. Tap **Languages**, then **Add a language**.
5. Select "Japanese" (or your desired language).
6. Drag "Japanese" to the top of the language list to set it as the primary language.

3. OPERATING INSTRUCTIONS

3.1 Android 16 Operating System

The tablet runs on the latest Android 16 operating system, offering improved performance and efficiency compared to previous versions. Key features include enhanced privacy management, robust security functions, customizable themes, AI-generated wallpapers, and secure health data synchronization via Health Connect.



Image: Visual representation of Android 16 features, highlighting privacy, UI enhancements, personalized experience, and usage limits.

3.2 Display

The tablet features a 10.1-inch IPS display with a resolution of 1280x800. This high-resolution screen, combined with T-Colour image technology, optimizes color for a natural and immersive viewing experience. It supports 10-point multi-touch for smooth interaction across various applications, from gaming to business use. Widevine L1 support allows for full HD streaming from services like Netflix.



Image: The tablet's 10.1-inch IPS display showcasing vibrant colors and high resolution.

3.3 Performance and Storage

Equipped with a powerful high-speed processing chip (22nm process, 1.8GHz), the tablet ensures consistent high performance with low power consumption and heat generation. It comes with 24GB RAM (3GB base + 21GB expansion) and 32GB of internal storage, expandable up to 1TB via a microSD card. The tablet is GMS certified, ensuring access to Google services and applications.



Image: Diagram illustrating the tablet's 24GB RAM and 32GB internal storage, with support for up to 1TB microSD expansion.

3.4 Connectivity and Battery

The tablet supports 2.4Ghz/5Ghz Wi-Fi 5 and Bluetooth 5.4 for stable and high-speed connections. It is powered by a 6000mAh battery, providing extended usage for movies, music, and web browsing. The device features a USB Type-C port for charging and audio output, allowing simultaneous charging and headphone use.




Image: Illustration of the tablet's 6000mAh battery and its long-lasting performance for various activities.

3.5 Camera

The tablet is equipped with a 5-megapixel front camera and an 8-megapixel rear camera, suitable for casual photography and video calls.

デュアルカメラ&RGBライト

RGBライトは設定から簡単にオン/オフ切替可能。充電中や音楽、ゲーム、通知に応じて七色の光で演出し、見た目も操作も楽しく彩ります。


AF(自動フォーカス)


フラッシュ


RGBライト




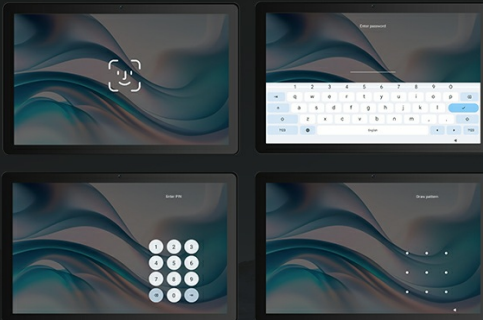
Image: Depiction of the tablet's dual camera setup and the integrated RGB light.

3.6 Special Features

- **Face Recognition:** Provides quick and secure unlocking.
- **AI-RGB Light:** The rear RGB light changes colors based on notifications or music, adding a dynamic visual element to your daily use.
- **Wireless Projection:** Supports casting your tablet's screen to compatible displays.
- **Dual Speakers:** Delivers immersive stereo sound for movies and music.

ロック画面の設定

複数のパスワード設定オプション（顔認証、パターン、PIN、パスワードなど）に対応し、無断アクセスを効果的に防止。大切な情報をしっかり保護します。



アプリのセキュリティ管理

アプリや端末の不審な動作を定期的にチェック。通知やデータアクセスなどのアプリ権限をより厳密に管理でき、使用時間の可視化により、より安心・安全にご利用いただけます。

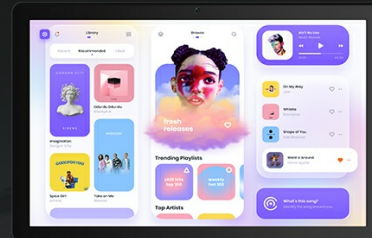


Image: Screenshots demonstrating lock screen settings and app security management on the tablet.

3.7 Multi-Mode Functionality

- **Parental Controls:** Allows parents to manage usage time and content access for children, promoting a balanced learning and entertainment environment.
- **Eye-Care Mode:** Adjusts screen color temperature and reduces blue light to minimize eye strain during prolonged use.
- **Sleep Mode:** Switches the screen to silent mode and a monochrome display for comfortable viewing in dark environments.

多機能多モード



児童守護

お父さまが使える時間とコンテンツを設定し、使いすぎを防止。エンタメの時間を自分でコントロールする習慣をサポートします。



目にやさしいモード

画面の明るさと色温度を自動調整し、やわらかな色合いに。ブルーライトを抑え、LCDスクリーンによって、長時間の使用でも目の疲れを軽減する設計です。



おやすみモード

夜間は自動でサイレントモードに切り替わり、壁紙が暗くなり画面がモノクロ表示に。静かな夜の時間を快適にサポートします。

Image: Visuals illustrating the tablet's multi-mode features: child protection, eye-care, and sleep mode.

4. MAINTENANCE

To ensure the longevity and optimal performance of your tablet, follow these maintenance guidelines:

- Keep the tablet away from extreme temperatures, direct sunlight, and high humidity.
- Clean the screen with a soft, lint-free cloth. Avoid using harsh chemicals or abrasive materials.
- Protect the tablet from drops and impacts. Consider using a protective case.
- Regularly back up your data to prevent loss.
- Keep the software updated to the latest version for security and performance improvements.

5. TROUBLESHOOTING

5.1 Common Issues and Solutions

- **Device not powering on:** Ensure the battery is charged. Connect the tablet to the charger and wait a few minutes before attempting to power on again.
- **Wi-Fi connectivity issues:** Check if Wi-Fi is enabled in settings. Restart your router and the tablet. Ensure you are within range of the Wi-Fi signal.
- **Slow performance:** Close unnecessary background applications. Clear cache and temporary files. Consider performing a factory reset if the issue persists (back up data first).
- **Battery drains quickly:** Reduce screen brightness. Disable unused features like Bluetooth or GPS. Close power-intensive applications.

6. SPECIFICATIONS

Feature	Specification
Brand	HiGrace
Model Name	HGCKB1004S
Screen Size	10.1 inches
Display Max Resolution	1280*800 MP
Native Resolution	1332 x 800
Aspect Ratio	16:10
Operating System	Android 16
Internal Memory	24 GB (RAM)
Storage Capacity	32 GB (expandable up to 1TB via microSD)
CPU Speed	2 GHz
Processor Description	ARM Cortex-A53, Cortex-A73
Processor Manufacturer	Allwinner
Wireless Type	Wi-Fi (2.4Ghz/5Ghz)
Connectivity	Bluetooth 5.4, USB Type-C, Wi-Fi
Battery Capacity	6000 mAh
Average Battery Life	10, 20, 4, 6 Hours (depending on usage)
Rear Camera Resolution	8 MP
Front Camera Resolution	5 MP
Special Features	RGB Light, USB OTG Support, Face Recognition
Color	Black
Item Weight	480 grams
Item Dimensions (L x W x H)	5 x 1 x 2 cm
GTIN	768834433738

7. WARRANTY AND SUPPORT

7.1 30-Day Return & Exchange Guarantee

Within 30 days from the order date, returns and exchanges are accepted under specific conditions as determined by our company. Please contact customer support for details.

7.2 12-Month Product Warranty

For a period of 12 months from the order date, if any issues arise with the product during use that are confirmed by our company to be defects, we will promptly provide a replacement with a new product. Any associated shipping costs will be covered by us.

7.3 In-Use Product Warranty

During the warranty period, for all quality-related issues, we offer exchange, return, or repair services. Please feel free to contact us. Note that the above warranty applies only when HiGrace is the seller. Returns will be processed through the Amazon system.