


Beats Powerbeats Fit

Beats Powerbeats Fit Wireless Noise Cancelling Workout Earbuds Instruction Manual

Model: Powerbeats Fit (ME2M4LL/A)

OVERVIEW



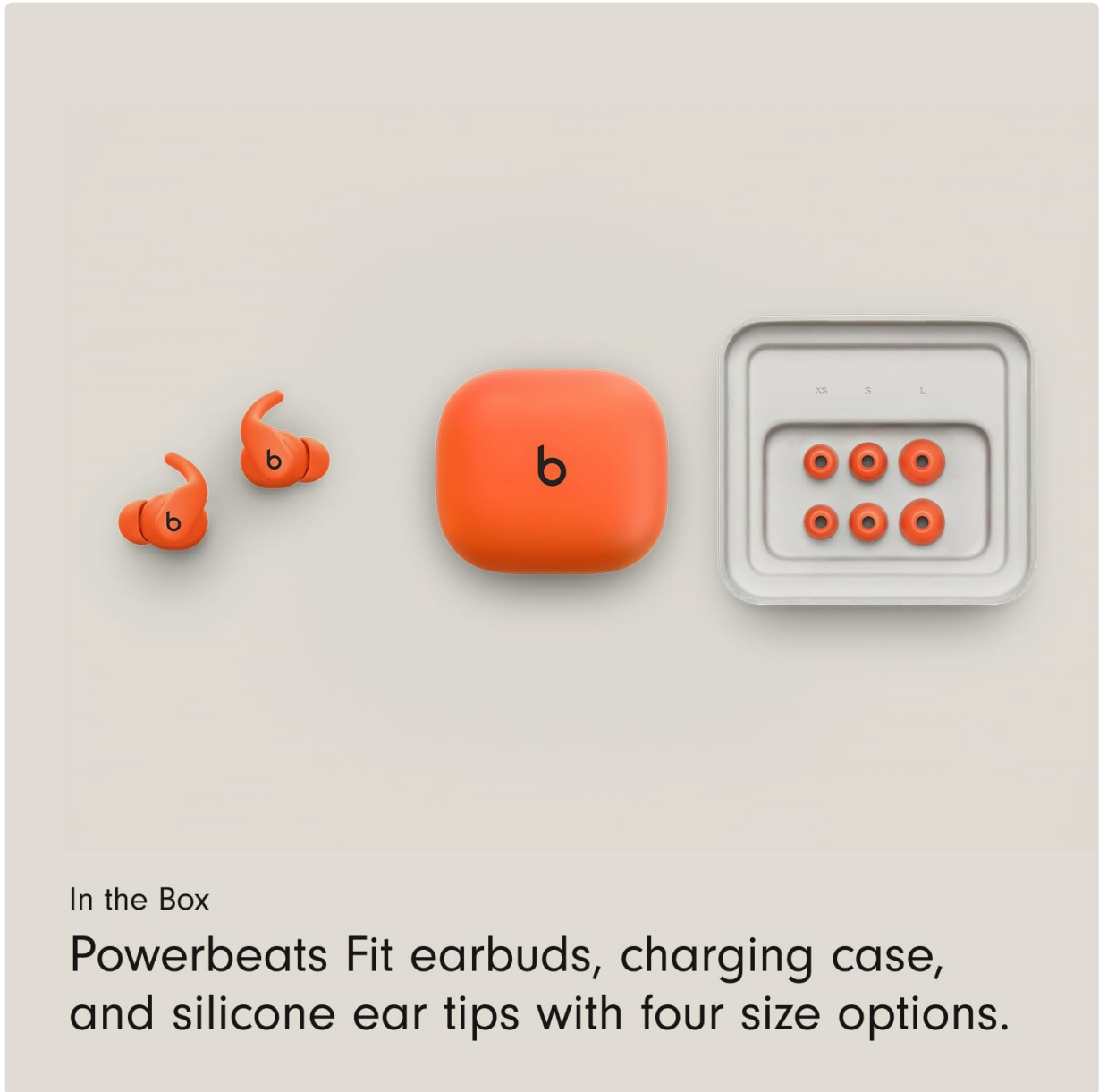
The Beats Powerbeats Fit are high-performance wireless earbuds designed for active lifestyles. They feature secure-fit wingtips for stability, Active Noise Cancelling (ANC) for immersive sound, and Transparency mode to stay aware of your surroundings. With up to 30 hours of battery life (with the charging case) and sweat & water resistance, these earbuds are built to support intense workouts and daily use. They are compatible with both Apple and Android devices.

Key features include:

- Flexible, secure-fit wingtips for exceptional stability and comfort.
- Custom acoustic platform delivering powerful, balanced sound.
- Active Noise Cancelling (ANC) to block external sounds.
- Transparency mode to hear your surroundings.
- IPX4 sweat and water resistance for both earbuds and charging case.

- Up to 30 hours of total battery life with the charging case.
- Personalized Spatial Audio with dynamic head tracking.
- Compatibility with Apple (H1 chip features) and Android (Beats app).
- Exceptional call quality with dual beam-forming microphones.

WHAT'S IN THE BOX



Your Powerbeats Fit package includes the following items:

- Powerbeats Fit earbuds
- USB-C charging case
- Four ear tip sizes (extra-small, small, medium, and large)
- Quick Start Guide
- Warranty card

Note: Power adapter and USB-C charging cable are sold separately.

Your browser does not support the video tag.

Video: Unboxing the Powerbeats Fit earbuds and reviewing the contents of the package.

SETUP

Charging

Before first use, ensure your Powerbeats Fit earbuds and charging case are fully charged. Connect the USB-C charging case to a power source using a compatible USB-C cable and power adapter (sold separately). The LED indicator on the case will show charging status.

A 5-minute Fast Fuel charge provides up to 1 hour of playback when the battery is low.

Pairing

To pair your Powerbeats Fit with a device:

1. Open the charging case with the earbuds inside and hold it near your unlocked Apple or Android device.
2. Follow the on-screen instructions to connect.
3. For Android devices, download the Beats app from the Google Play Store for one-touch pairing and additional features.

Fit and Comfort

Achieving the correct fit is crucial for optimal sound quality, noise cancellation, and comfort. Powerbeats Fit come with four ear tip sizes (XS, S, M, L) to ensure a personalized fit.

Great fit means great sound.



Step 01

Find your ear tip size



Step 02

Insert the bud and gently tuck each soft wingtip under the ridge in your ear

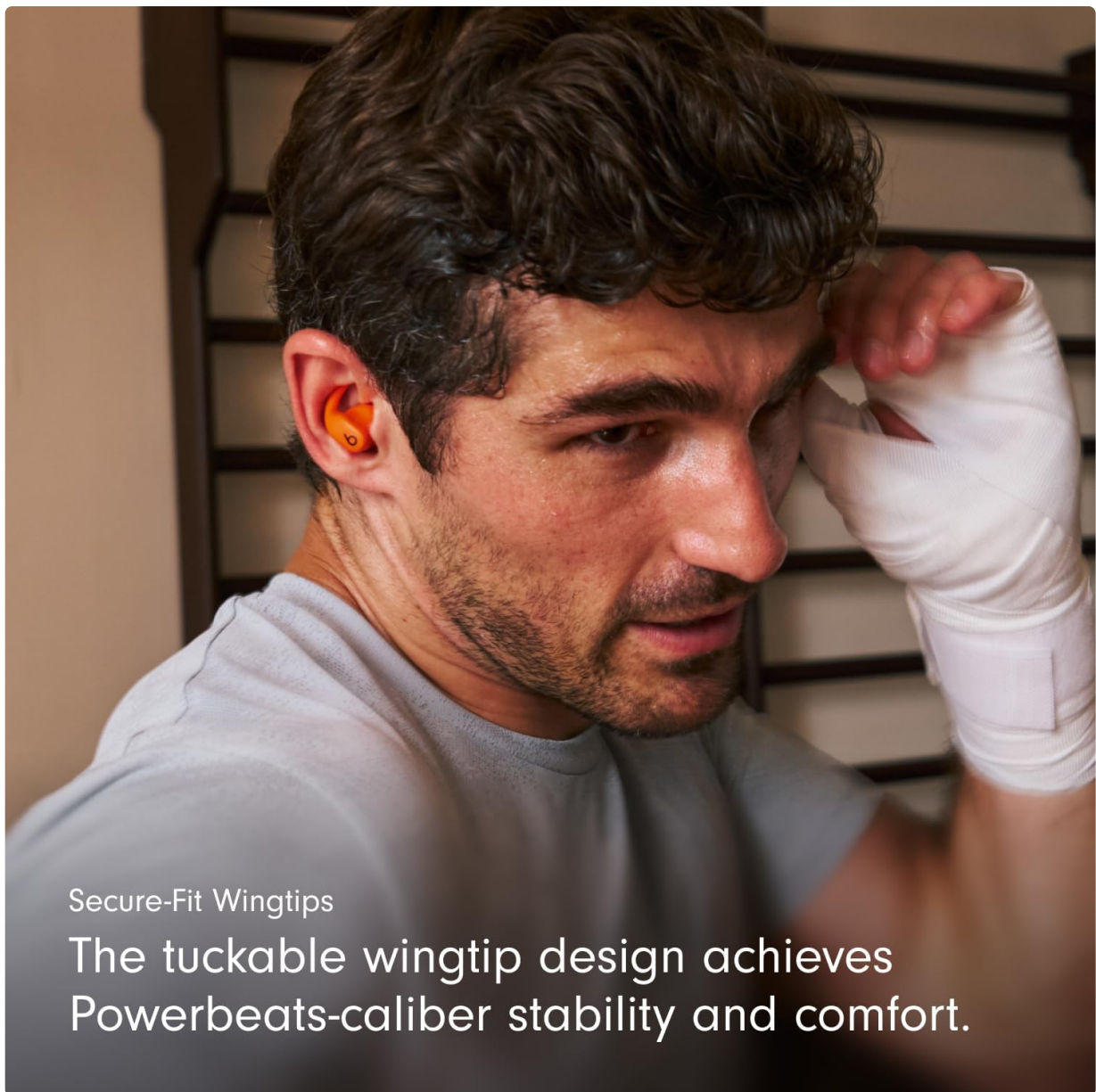
Step 03

Take the Fit Test on iOS or on the Beats app for Android[◇]

Check out our video **Great Sound Starts With Proper Fit**

Image: Visual guide for selecting ear tip size and proper earbud insertion.

1. **Choose your ear tip size:** Experiment with the different ear tip sizes to find the pair that creates a comfortable and secure seal in your ear canal.
2. **Insert the earbud:** Gently place the earbud into your ear.
3. **Tuck the wingtip:** Gently tuck the soft, flexible wingtip under the ridge of your upper ear to secure the earbud in place.
4. **Perform a Fit Test:** Use the Ear Tip Fit Test on iOS (iOS 26 or later) or the Beats app for Android (Android 13 or later) to ensure an optimal acoustic seal for the best audio performance and noise cancellation.



Secure-Fit Wingtips

The tuckable wingtip design achieves
Powerbeats-caliber stability and comfort.

Image: Close-up of the secure-fit wingtip in use, providing stability.

Your browser does not support the video tag.

Video: Demonstrates how to properly wear Powerbeats Fit earbuds and utilize the secure-fit wingtips for optimal comfort and stability.

OPERATING INSTRUCTIONS

Controls

Each earbud features a multi-function 'b' button for controlling music, calls, and listening modes. Controls are customizable via the Beats app for Android or iOS settings.

- **Music Control:** Press once to play/pause, twice to skip forward, three times to skip backward.
- **Call Control:** Press once to answer/end a call.
- **Listening Modes:** Press and hold the 'b' button to switch between Active Noise Cancelling and Transparency mode.
- **Voice Assistant:** Activate Siri hands-free on Apple devices. Voice assistant functionality may vary on Android devices.

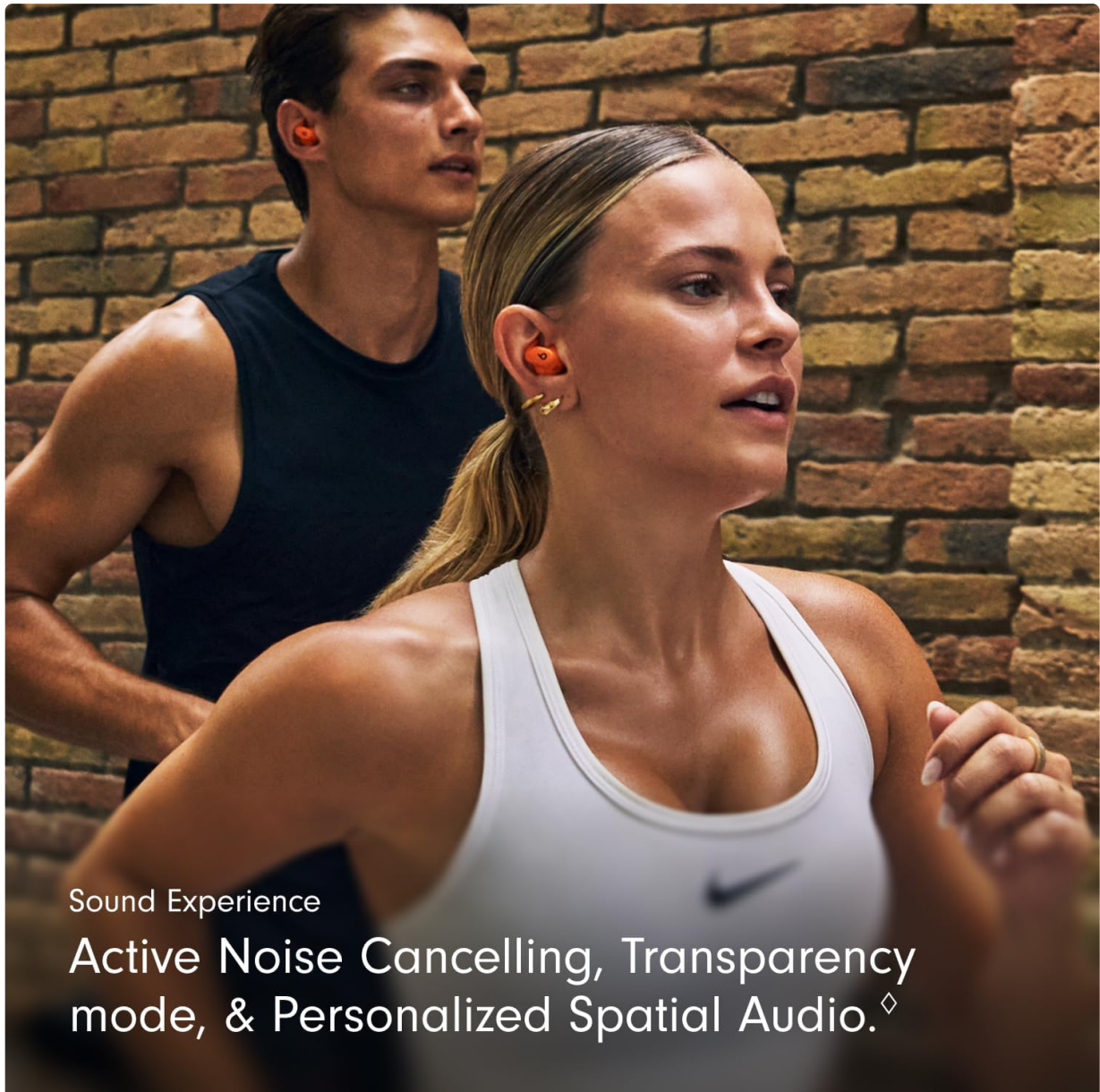
Auto-Play/Pause sensors detect when earbuds are inserted or removed from your ears, automatically playing or pausing audio.

Active Noise Cancelling (ANC) & Transparency Mode

Powerbeats Fit offer two distinct listening modes:

- **Active Noise Cancelling (ANC):** Blocks external sounds for an immersive listening experience, allowing you to focus on your audio.
- **Transparency Mode:** Allows you to hear your surroundings while still enjoying your audio, useful for awareness in busy environments.

Switch between these modes by pressing and holding the 'b' button on either earbud.



Sound Experience

Active Noise Cancelling, Transparency mode, & Personalized Spatial Audio.◇

Image: Illustrates the sound experience with ANC and Transparency mode.

Personalized Spatial Audio

Experience immersive sound with Personalized Spatial Audio and dynamic head tracking. This feature adapts the audio to your head movements, creating a theater-like experience for compatible content. Adaptive EQ further tailors the sound to your earbud's personal fit and seal.

Your browser does not support the video tag.

Video: Showcases the Powerbeats Fit in various workout scenarios, highlighting their secure fit and audio features.

MAINTENANCE

Cleaning

Regular cleaning helps maintain optimal performance and hygiene. Use a soft, dry, lint-free cloth to wipe down the earbuds and charging case. Do not use abrasive materials or submerge the devices in liquid. Remove ear tips and clean them with water and mild soap, then dry thoroughly before reattaching.

Water and Sweat Resistance



IPX4 Rated

Earbuds and charging case are both sweat and water resistant.◇

Image: Powerbeats Fit earbuds and case are IPX4 rated for sweat and water resistance.

Both Powerbeats Fit earbuds and the charging case are IPX4 rated, meaning they are resistant to sweat and splashes of water. This makes them suitable for intense workouts and use in light rain. However, they are not waterproof and should not be submerged in water. Always ensure the earbuds and case are dry before charging to prevent damage.

TROUBLESHOOTING

If you encounter issues with your Powerbeats Fit, try the following solutions:

- **No Sound/Poor Sound Quality:**
 - Ensure earbuds are charged.
 - Check Bluetooth connection and re-pair if necessary.
 - Verify ear tip fit using the Ear Tip Fit Test in the Beats app or iOS settings.
 - Clean ear tips and speaker mesh for any debris.
- **Earbuds Not Charging:**
 - Ensure the charging case is charged.
 - Check the USB-C cable and power adapter for damage.
 - Ensure earbuds are properly seated in the charging case.
 - Clean charging contacts on both earbuds and case.
- **Connectivity Issues:**
 - Turn Bluetooth off and on again on your device.
 - Forget the device in your Bluetooth settings and re-pair.
 - Ensure earbuds are within range of your device.
- **Active Noise Cancelling/Transparency Not Working:**
 - Ensure earbuds have a proper seal in your ears.
 - Check settings in the Beats app or iOS to confirm the desired mode is active.

For further assistance, refer to the Digital Quick Start Guide or visit the official Beats support website.

SPECIFICATIONS

Feature	Detail
Model Name	Powerbeats Fit
Item Model Number	ME2M4LL/A
Noise Control	Active Noise Cancellation, Sound Isolation
Connectivity Technology	Wireless (Bluetooth, Wi-Fi)
Battery Life (with charging case)	Up to 30 Hours
Fast Fuel Charging	5-minute charge provides up to 1 hour of playback
Water Resistance Level	IPX4 (Sweat and Water Resistant)
Ear Placement	In Ear
Form Factor	In Ear, True Wireless

Control Type	Volume Control, App Control, Button Control, Siri, Touch Control, Voice Control
Compatible Devices	Cellphones, Desktops, Laptops, Smart Watch, Tablets (Apple & Android)
Item Weight (total)	61.3 Grams
Earbud Weight	5.78 Grams (each)
Charging Case Weight	49.75 Grams
Manufacturer	Beats
UPC	195950384697, 195950384840

Your browser does not support the video tag.

Video: Explores the design philosophy and engineering behind the Powerbeats Fit, focusing on the wingtip and acoustic drivers.

WARRANTY AND SUPPORT

Your Powerbeats Fit earbuds come with a standard manufacturer's warranty. For detailed warranty information, please refer to the warranty card included in your package or visit the official Beats support website.


AppleCare+: For extended coverage, including battery service and accidental damage protection, you may purchase AppleCare+. Scan the QR code on the included AppleCare+ card to learn more and purchase.

Apple Music Trial: Powerbeats Fit includes a free trial of Apple Music for new subscribers. Scan the QR code on the Apple Music card to activate your trial and enjoy great music.

For the most up-to-date information, digital quick start guides, and support resources, please visit the official Beats support website.

© 2025 Beats. All rights reserved.

Related Documents - Powerbeats Fit

	<p>Beats Studio Buds Troubleshooting and Setup Guide</p> <p>A comprehensive guide to setting up, pairing, using, and troubleshooting Beats Studio Buds wireless earbuds. Learn how to connect with Apple and Android devices, control music and calls, and utilize features like Active Noise Cancellation and Find My.</p>
---	---

