

## Veken PFC3V509

# Veken Stainless Steel Cat Water Fountain Instruction Manual

Model: PFC3V509 | Brand: Veken

## INTRODUCTION

Thank you for choosing the Veken Stainless Steel Cat Water Fountain. This automatic pet fountain is designed to provide your pets with fresh, clean, and continuously flowing water, encouraging healthy hydration habits. Crafted from durable 304 stainless steel, it features multi-stage filtration and an ultra-quiet pump for a peaceful environment. This manual provides essential information for setup, operation, and maintenance to ensure optimal performance and your pet's well-being.

## PRODUCT OVERVIEW

The Veken Stainless Steel Cat Water Fountain offers several key features:

- **Premium 304 Stainless Steel & Easy Maintenance:** Constructed from high-quality, BPA-free 304 stainless steel, ensuring durability and easy cleaning. All water-contact parts are top-rack dishwasher safe.
- **Generous 108 oz (3.2 L) Capacity:** Provides ample fresh water, reducing the frequency of refills.
- **Quick Snap-Together Assembly & Large Water Window:** Designed for fast, intuitive setup. The large viewing window, optionally enhanced by a blue LED light, allows for easy water level monitoring.
- **Ultra-Quiet Suspended Pump Design:** Operates at a whisper-quiet 25 dB, ensuring minimal disturbance.
- **Multi-Stage Filtration for Cleaner Water:** High-efficiency filter captures debris and inhibits biofilm growth, providing fresh and clean water.
- **Leak-Proof Structure:** Robust, fully sealed construction prevents leaks and spills.

# steady non-stop flow stays fresh & cool

24/7 FLOWING WATER AND FILTRATION  
INCREASES OXYGEN FOR PURE HYDRATION



Image: Cat enjoying the steady, non-stop flow of fresh water from the Veken fountain.

## PACKAGE CONTENTS

Please ensure all items are present in the box:



Image: All components of the Veken Water Fountain, including the main unit, flower spout, filters, sponges, pump, adapter, and silicone mat.

- 1x Water Tank (108oz/3.2L)
- 1x Drinking Tray
- 1x Flower Spout
- 1x Lid
- 1x DC Pump with 6ft power cord
- 1x AC Adapter (AC 100-120V)
- 3x Replacement Filters
- 3x Pre-filter Sponges
- 1x Cleaning Brush
- 1x Silicone Mat
- 1x Instruction Manual

## SETUP INSTRUCTIONS

Follow these steps to assemble your Veken Cat Water Fountain:



Image: Exploded view diagram showing the assembly order of the fountain components.

1. **Prepare Filters:** Soak the replacement filter and pre-filter sponges in water for 5 minutes before first use.
  2. **Assemble Pump:** Attach the pre-filter sponge to the pump. Connect the silicone connector hose to the pump's outlet.
  3. **Place Pump:** Position the assembled pump securely at the bottom of the water tank. Ensure the power cord is routed through the designated channel.
  4. **Add Water:** Fill the stainless steel water tank with softened or filtered water up to the 'MAX' line visible through the water window. Do not exceed the maximum fill line.
  5. **Install Filter & Lid:** Place the multi-stage filter into its compartment on the underside of the drinking tray. Then, place the drinking tray onto the water tank, ensuring it sits securely.
  6. **Attach Spout:** Insert the flower spout onto the central pump outlet on the drinking tray.
  7. **Connect Power:** Plug the AC adapter into a wall outlet. The fountain will begin operating.
- 

## OPERATING INSTRUCTIONS

The Veken Cat Water Fountain is designed for continuous, hassle-free operation.

- **Continuous Flow:** Once plugged in, the fountain provides a continuous stream of fresh water.
- **Water Level Monitoring:** The large water viewing window with an optional blue LED light allows you to easily check the water level. Refill the tank when the water level approaches the 'MIN' line to prevent the pump from running dry.
- **LED Light:** The blue LED light can be turned on or off using the switch on the power cord.
- **Flow Modes:** The fountain offers two flow modes: a gentle fountain and a flower waterfall. These can be adjusted by changing the spout attachment.

# 2 flow modes



Image: The Veken fountain offers two distinct water flow modes to suit your pet's preference.

## MAINTENANCE

Regular cleaning and filter replacement are crucial for your pet's health and the longevity of the fountain.

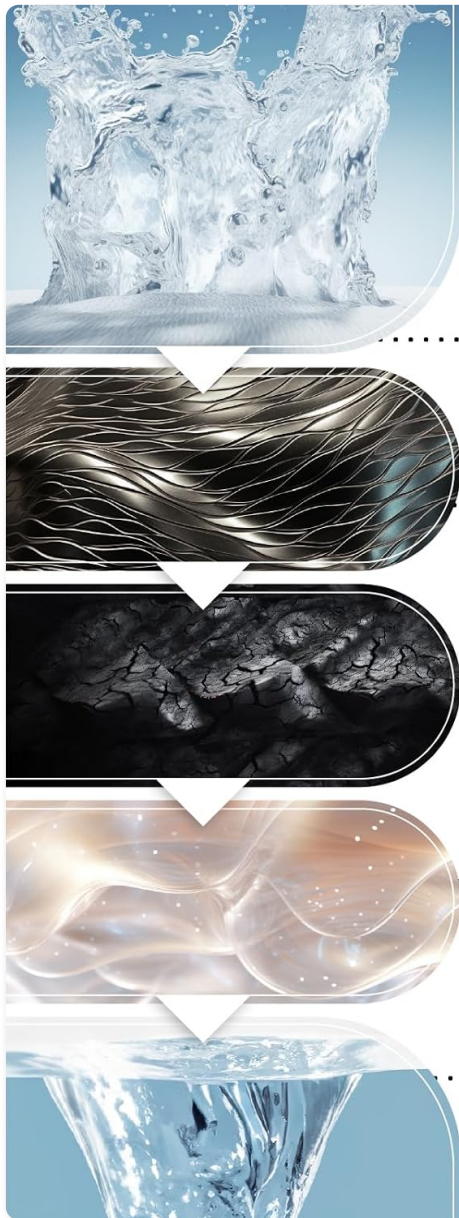
- **Weekly Cleaning:** Disassemble all water-contact parts (water tank, drinking tray, flower spout). All stainless steel parts are top-rack dishwasher safe. Hand wash the pump and filters with mild soap and water.
- **Filter Replacement:** Replace the multi-stage filter every 2-4 weeks, or more frequently if you have multiple pets or notice reduced water flow.
- **Pre-filter Sponge Cleaning:** Clean the pre-filter sponge weekly and replace it every 1-2 months.
- **Pump Cleaning:** Use the provided cleaning brush to clean the inside of the pump, removing any hair or debris that may accumulate.

# 304 food-grade stainless steel

DISHWASHER SAFE (Max 140°F)



Image: The stainless steel components of the Veken fountain are dishwasher safe for easy cleaning.



# 5-STAGE FILTRATION SYSTEM FOR PURE DRINKING WATER

## HIGH-DENSITY POLYESTER FABRIC I

- FILTERS OUT DEBRIS

## HYGIENE-PROMOTING SILVER PARTICLES

- INHIBITS UNWANTED GROWTH

## COCONUT SHELL ACTIVATED CARBON

- PREVENTS BIOFILMS AND DEEPLY PURIFIES

## COMPOSITE SCALE INHIBITOR

- REDUCE SCALE FORMATION

## HIGH-DENSITY POLYESTER FABRIC II

- KEEPS WATER FRESH

Image: The 5-stage filtration system ensures pure drinking water for your pet.

Your browser does not support the video tag.

Video: Official Veken maintenance guide for the 108oz Stainless Steel Fountain, demonstrating cleaning and filter replacement.

## TROUBLESHOOTING

If you encounter any issues with your Veken Water Fountain, refer to the following common solutions:

- **Fountain is noisy:**

- Check water level: Ensure water is above the 'MIN' line. Low water levels can cause pump noise.
- Clean pump: A dirty or clogged pump can cause noise. Disassemble and clean the pump thoroughly.
- Check filter: A clogged filter can restrict water flow and strain the pump, leading to noise. Replace the filter if necessary.

- **Water flow is weak or inconsistent:**

- Clean pump and filter: Ensure both are free of debris and hair.
- Check water level: Insufficient water can affect flow.

- **LED light not working:**

- Check power connection: Ensure the adapter is securely plugged into the wall and the fountain.
- Toggle LED switch: Use the switch on the power cord to ensure the LED is turned on.

## SPECIFICATIONS

Attribute	Detail
Model Number	PFC3V509
Capacity	108 oz (3.2 L)
Material	304 Stainless Steel
Product Dimensions	8.3"L x 8.3"W x 4.9"H
Item Weight	2.57 pounds
Noise Level	≤ 25 dB

# HIGHER OUTLET MORE WATER



Image: The 108oz capacity offers a higher fill line for extended use.

# VEKEN 108oz WATER FOUNTAIN FOR CATS & SMALL DOGS













Example	Weight	Shoulder Height	Daily Water Intake	Applicability
 Small cat	5.5 to 8.8 lb	7.9 to 9.8 in	5~8 oz	
 Medium-sized cat	8.8 to 13 lb	9.8 to 11.8 in	8~10 oz	
 Large cat	13 to 17.6 lb	11.8 in or more	12~16 oz	
 Small dog	<20 lb	6 to 13 in	<18 oz	
 Mini pet	<5 lb	<6 in	1~4 oz	 TOO BIG FOR MINI PETS
 Large dog	>50 lb	>20 in	50~100 oz	 FREQUENT REFILLS FOR LARGE DOGS

Image: Guide for pet weight, shoulder height, daily water intake, and fountain applicability.

## WARRANTY & SUPPORT

Veken stands behind the quality of its products. This water fountain typically comes with a 2-year warranty. For any questions, concerns, or assistance, please contact Veken customer service, available 24/7.

## IMPORTANT SAFETY INFORMATION

- **Indoor Use Only:** This product is designed for indoor use exclusively.
- **Filter Maintenance:** Do not clean the filter; replace it regularly as recommended.
- **Power Adapter:** Use only the original Veken adapter with a wall outlet in good condition.
- **Water Quality:** For best results and your pet's health, we recommend using softened or filtered water.