

JOVS 01.07.00.0005

JOVS Red Light Therapy Belt User Manual

Model: 01.07.00.0005

1. PRODUCT OVERVIEW

The JOVS Red Light Therapy Belt is a portable and cordless device designed for targeted red light and heat therapy on the back and abdomen. It combines multiple wavelengths of light (660nm red light, 850nm near-infrared light, and 1064nm deep-penetrating light) with adjustable thermal energy to support various therapeutic benefits.




Image 1.1: The JOVS Red Light Therapy Belt in use, highlighting its application for core and body shaping.

2. KEY FEATURES

- **Multi-Wavelength Therapy:** Integrates 660nm red light, 850nm near-infrared light, and 1064nm deep-penetrating light for comprehensive treatment.
- **Adjustable Heat Therapy:** Provides constant heat ranging from 40-50°C to enhance circulation and muscle relaxation.
- **Portable & Cordless Design:** Allows for convenient use anywhere without being tethered to an

outlet.

- **Flexible Fit:** Features eight segmented flexible joints to ergonomically fit waist sizes from 27"-41" (70-105cm).
- **Easy Maintenance:** Designed with smooth surfaces for quick and hygienic cleaning.




Image 2.1: The flexible design of the JOVS Red Light Therapy Belt with its illuminated red light elements.

3. SETUP AND PREPARATION


1. **Charge the Device:** Before first use, fully charge the JOVS Red Light Therapy Belt using the provided charging cable. Ensure the device is powered off during charging.
2. **Adjust Fit:** The belt is designed to fit waist sizes from 27" to 41" (70-105cm). Use the segmented flexible joints to adjust the belt for a comfortable and secure fit around your target area (back or abdomen). An extension strap may be included for larger sizes.
3. **Skin Preparation:** For optimal contact and therapy, it is recommended to apply a non-oily emulsion or water to the skin before placing the belt.



Image 3.1: Proper application of the therapy belt to the abdomen and back.

4. OPERATING INSTRUCTIONS

1. **Power On:** Press and hold the power button on the control panel located on the front of the belt. The touchscreen display will illuminate.
2. **Select Mode:** Use the touchscreen controls to select your desired therapy mode. Options typically include red light therapy, heat therapy, or a combination of both.
3. **Adjust Settings:** Adjust the intensity of the red light and the temperature of the heat therapy (40-50°C) as per your comfort and therapeutic needs.
4. **Begin Session:** Once settings are configured, start the therapy session. A typical session duration is 30 minutes. The device may have an automatic shut-off feature after a set time.
5. **Application Areas:** The belt can be applied to various body parts including the waist, abdomen, back, knees, arms, and thighs.



Innovative Design, Effortless Sculpting



Image 4.1: The therapy belt applied to the lower back, demonstrating the control panel access.




Image 4.2: Examples of applying the therapy belt to different body areas.

5. MAINTENANCE AND CARE

- **Cleaning:** After each use, wipe the smooth surfaces of the belt with a soft, damp cloth. Do not use abrasive cleaners or immerse the device in water.

- **Storage:** Store the belt in a cool, dry place away from direct sunlight and extreme temperatures.
- **Battery Care:** To prolong battery life, avoid fully discharging the battery frequently. Charge the device regularly, even if not in constant use.

6. TROUBLESHOOTING

Problem	Possible Cause	Solution
Device does not turn on or shuts off quickly.	Low battery or device malfunction.	Ensure the device is fully charged. If the issue persists after charging, contact customer support.
Red lights are not visible.	Light therapy mode not activated or low intensity setting.	Check the touchscreen controls to ensure red light therapy is selected and the intensity is set appropriately.
No heat or insufficient heat.	Heat therapy mode not activated or low temperature setting.	Verify that heat therapy is selected and the temperature is adjusted to your desired level (40-50°C).

7. SPECIFICATIONS

- **Model Number:** 01.07.00.0005
- **Product Dimensions:** 14.76 x 7 x 2.1 inches (37.5 x 17.8 x 5.3 cm)
- **Item Weight:** 1.43 pounds (0.65 kg)
- **Light Wavelengths:** 660nm (Red Light), 850nm (Near-Infrared Light), 1064nm (Deep-Penetrating Light)
- **Heat Therapy Range:** 40-50°C
- **Fit Range:** Flexible for waist sizes 27"-41" (70-105cm)
- **Manufacturer:** Shenzhen Qianyu Technology Co., Ltd.

8. WARRANTY AND SUPPORT

For warranty information, please refer to the product packaging or contact JOVS customer service directly. JOVS is committed to providing excellent customer support for its products.

If you encounter any issues or have questions regarding your JOVS Red Light Therapy Belt, please contact the JOVS Official Store or visit the official JOVS website for assistance.

Online Support: Visit the JOVS Official Store on Amazon