

[manuals.plus](#) /

› [Polibi](#) /

› [Polibi 83.6" Modular Sectional Sofa \(Model: B0FPC77WLF\) User Manual](#)

Polibi B0FPC77WLF

Polibi 83.6" Modular Sectional Sofa User Manual

Model: B0FPC77WLF

INTRODUCTION

Thank you for choosing the Polibi 83.6" Modular Sectional Sofa. This manual provides essential information for the safe and efficient use, assembly, and maintenance of your new furniture. Please read these instructions carefully before use and retain them for future reference.



Image: The Polibi 83.6-inch modular sectional sofa in black chenille, arranged as a 3-seater, positioned in a modern living room with decorative elements.

SAFETY INFORMATION

- Ensure all components are securely connected before use.
- Do not exceed the maximum weight capacity of 300 lbs per seat.
- Keep small children and pets away during assembly to prevent injury or choking hazards from small parts.
- Avoid placing the sofa near open flames or heat sources.
- Do not stand or jump on the sofa.

PACKAGE CONTENTS

Your Polibi Modular Sectional Sofa is shipped in two boxes. Please ensure you have received both packages before proceeding with setup. Each box contains modular components and cushions necessary for assembly.

SETUP AND ASSEMBLY

This sofa is designed for effortless setup with no complex assembly required. Follow these simple steps:

1. **Unbox Components:** Carefully open the two shipping boxes and remove all modular sofa components.
2. **Position Modules:** Arrange the individual sofa modules in your desired configuration (e.g., 3-seater couch, accent chairs). The modular design allows for flexible arrangement.
3. **Fluff Cushions:** Gently fluff the cushions to help them expand to their full shape after shipping compression.
4. **Allow Expansion:** Allow the sofa to expand to its full dimensions, which may take a few hours.



Image: A diagram illustrating the dimensions of the 83.6-inch modular sofa and a three-step visual guide for its no-assembly setup: unboxing, unrolling, and positioning the sofa.

OPERATING AND USAGE

The Polibi Modular Sectional Sofa offers versatile usage and superior comfort:

- **Modular Design:** Easily reconfigure the individual sections to adapt to different room layouts or seating needs.
- **Deep Seating Comfort:** The generously filled foam cushions provide a soft yet supportive seating experience, ideal for extended relaxation.
- **Ergonomic Support:** Designed with firm lumbar support and a body-contouring shape to promote comfort during prolonged sitting.



Pressure-Relieving Comfort

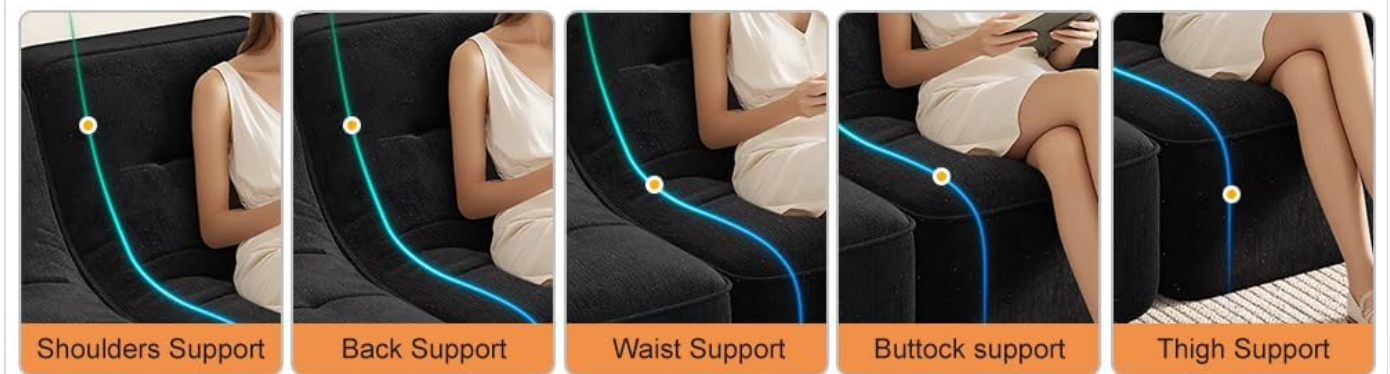


Image: A diagram highlighting the pressure-relieving comfort zones of the sofa, indicating support for shoulders, back, waist, buttocks, and thighs, with a person seated comfortably.

MAINTENANCE AND CARE

To maintain the quality and appearance of your Polibi sofa, follow these care instructions:

- **Fabric Care:** The sparkling chenille fabric is durable and stain-resistant. For general cleaning, use a soft brush or vacuum cleaner with an upholstery attachment to remove dust and debris.
- **Spot Cleaning:** For minor spills, blot immediately with a clean, dry cloth. Avoid rubbing, which can spread the stain. For tougher stains, use a mild fabric cleaner specifically designed for chenille, testing on an inconspicuous area first.

- **Avoid Direct Sunlight:** Prolonged exposure to direct sunlight can cause fading. Position your sofa away from direct sun or use window coverings.
- **Cushion Care:** Periodically fluff and rotate cushions to maintain their shape and even out wear.



High-Density Foam

- ✓ Rapid rebound
- ✓ Cloud-Like Comfort
- ✓ Strong breathability



Sparkling Chenille Fabric

- ✓ Wear resistant & wrinkle resistant
- ✓ Soft and skin friendly
- ✓ Subtle luster
- ✓ Anti fouling and pressure



Tufted Design

- ✓ Stereoscopic Aesthetics
- ✓ Long lasting fluffiness
- ✓ Comfort upgrade
- ✓ Breathable optimization

Image: Detailed views of the sofa's construction, showing the sparkling chenille fabric, a cross-section of the high-density foam, and the tufted design of the cushions.

SPECIFICATIONS

Feature	Detail
Brand	Polibi
Model	B0FPC77WLF
Product Dimensions (D x W x H)	83.6" x 38.2" x 29.5"

Feature	Detail
Seating Capacity	3
Material Type	Sparkling Chenille Fabric + Foam
Color	Black
Weight Capacity (per seat)	300 lbs
Assembly Required	No (Modular, ready to use)

TROUBLESHOOTING

- **Cushions appear flat:** After unpacking, cushions may be compressed. Allow several hours for them to expand fully. Gently fluffing them can accelerate this process.
- **Color variation:** Product images may show slight differences in color due to lighting conditions or screen settings. Refer to the actual product for accurate color representation.

Chromatic Aberration



The product display images may have slight differences from the actual material. Please refer to the actual product for accuracy.



Natural Light



Warm Light



Cold Light



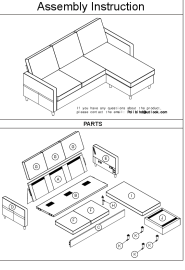
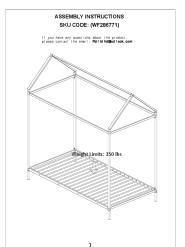



Bright Light

Image: A visual guide explaining chromatic aberration, showing how the sofa's appearance can vary under natural, warm, cold, and bright light conditions.

WARRANTY AND SUPPORT

For specific warranty information or technical support, please refer to the product packaging or contact Polibi customer service directly. Keep your purchase receipt for any warranty claims.

Related Documents - B0FPC77WLF

	<p>Polibi MB-826SASS-G 82.6-inch L-Shape Sectional Sofa Assembly Instructions</p> <p>Step-by-step assembly guide for the Polibi MB-826SASS-G 82.6-inch L-Shape 3-Seater Reversible Sectional Sofa. Includes a detailed parts list and clear instructions for each stage of assembly.</p>
	<p>House Bed Assembly Instructions WF286771</p> <p>Assembly instructions for the House Bed, SKU Code WF286771. Includes part list, hardware list, and step-by-step assembly guide.</p>
	<p>Polibi Bed Warranty Policy - RS519-8972AAK & HARI-232AAM The Home Depot</p> <p>This document outlines the 6-month warranty policy for Polibi furniture, including specific models like the RS519-8972AAK Murphy Bed and HARI-232AAM Canopy Platform Bed. It details the process for handling manufacturing defects and lists common exclusions such as accidental damage, unauthorized modifications, and purchases made outside The Home Depot Marketplace.</p>
	<p>Assembly Instructions for WF197908/WF197909 Bunk Bed</p> <p>Detailed assembly instructions for the WF197908/WF197909 bunk bed, including part lists, hardware details, and step-by-step guidance. Learn how to assemble your bunk bed safely and correctly.</p>
	<p>Assembly Instructions for Queen Size Upholstered Wood Platform Bed with Headboard and 2 Drawers</p> <p>Step-by-step assembly instructions for a gray queen size upholstered wood platform bed with a headboard and two drawers. Includes safety warnings, part lists, hardware lists, and assembly steps.</p>
	<p>Assembly Instructions: WF198243 Dining Bench</p> <p>Step-by-step assembly instructions for the WF198243 Dining Bench, including parts list, hardware list, and assembly diagrams. Learn how to assemble your dining bench easily.</p>