

Manuals+

[Q & A](#) | [Deep Search](#) | [Upload](#)

Manuals.plus /

- › [SEDETA](#) /
- › SEDETA L Shaped Gaming Desk User Manual

SEDETA L Shaped Gaming Desk

SEDETA L Shaped Gaming Desk

USER MANUAL

Model: L Shaped Gaming Desk (Rustic Brown) | Brand: SEDETA

Introduction

Thank you for choosing the SEDETA L Shaped Gaming Desk. This manual provides detailed instructions for the assembly, operation, and maintenance of your new desk. Please read this manual thoroughly before beginning assembly or use to ensure proper setup and to maximize the lifespan of your product.



Image: The SEDETA L Shaped Gaming Desk in Rustic Brown, featuring integrated LED lighting and a spacious setup for multiple monitors and gaming equipment.

Key Features

- **Spacious Desktop & Reversible Design:** This L-shaped desk can be configured as a two-person desk, offering 109 inches of length for side-by-side work. The large desktop accommodates multiple monitors, laptops, and printers. The 4 drawers and display cabinets can be positioned on either the left or right side to suit your room layout.

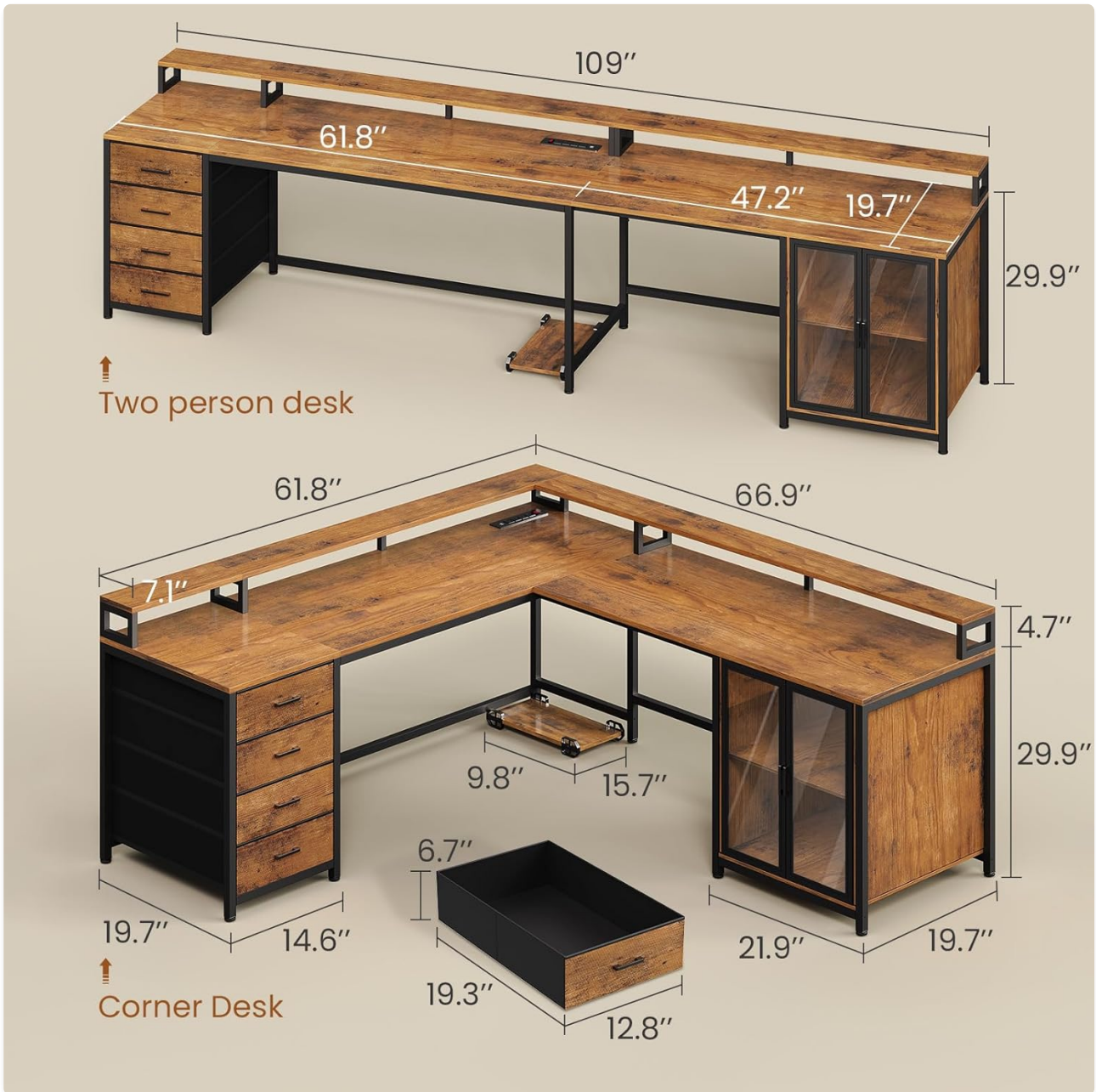


Image: Dimensional diagram illustrating both the L-shaped and two-person desk configurations, highlighting the 109-inch length for the two-person setup.

- Monitor Stand & CPU Stand:** Two integrated monitor stands provide elevated space for up to four monitors, promoting ergonomic posture and reducing neck strain. The included CPU stand protects your computer from moisture and dust by elevating it off the floor.

Ful Size Monitor Stand

keep your posture correct and reduce neck strain

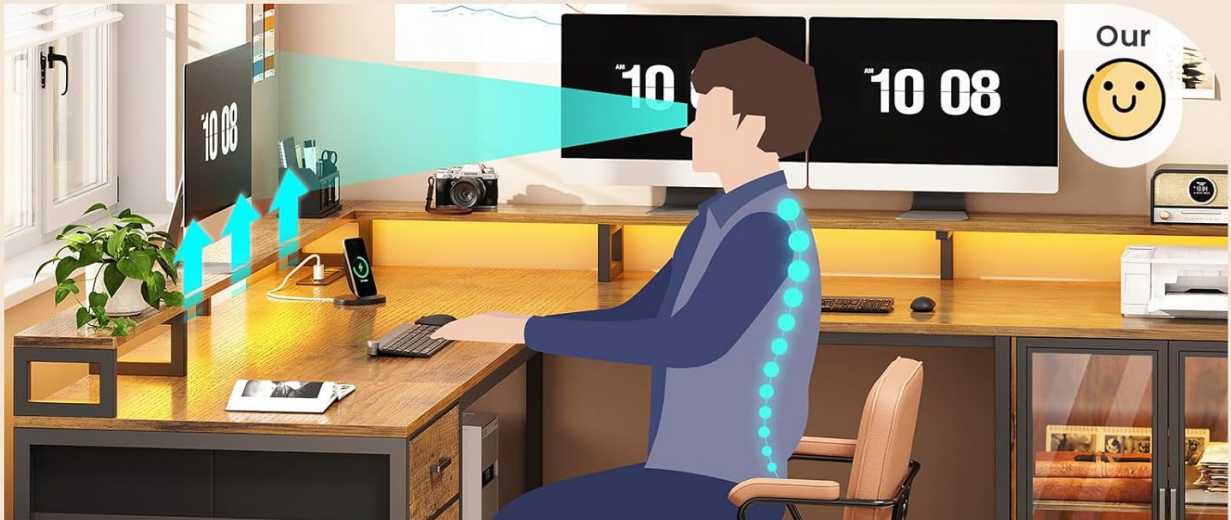


Image: An illustration demonstrating how the full-size monitor stand helps maintain correct posture and reduces neck strain during use.

Image: The CPU stand, designed to protect the computer tower from moisture and dust by elevating it on a wheeled platform.

- **User Friendly Power Outlet:** A built-in power strip features 4 AC outlets and 2 USB ports, providing convenient charging for gaming gear, tablets, printers, and phones. An on-off switch ensures safe electricity use with a single button.

Recessed Power Strip



Image: A detailed view of the recessed power strip, showing its 4 AC outlets, 2 USB ports, and the integrated power switch for convenient and safe power management.

- **Display Cabinet & LED Light:** The large display cabinet includes LED lighting, perfect for showcasing decorations, photo albums, and collectibles. The cabinet doors protect items from dust while allowing clear visibility. The desk comes with an RGB LED light strip, controllable via APP, offering over 60,000 colors and 29 flashing modes.

Display Cabinet with Lights




Image: The display cabinet illuminated with different LED light colors, demonstrating its versatility for both working environments (warm light) and gaming setups (cool light).



Image: An overview of the gaming desk highlighting its LED light features, including APP control, a wide range of colors, mic mode, music sync, timing mode, and key control options.

- **Sturdy & Durable Construction:** Built with a robust metal frame and high-quality engineered wood (FSC-certified), ensuring long-term durability. The tabletop is waterproof and scratch-resistant for easy cleaning. Adjustable leg pads maintain stability on uneven floors and protect flooring.
- **Ample Storage:** Features four large-capacity fabric drawers that are easy to clean, ready to use, and provide private storage space. These drawers are multifunctional and do not require installation.

4 Large Capacity Fabric Drawers

-  Easy to Clean
-  Ready to Use
-  Private Space
-  Multifunction



Image: A close-up view of the four large-capacity fabric drawers, demonstrating their ample storage for various office and personal items.

Product Specifications

Attribute	Detail
Brand	SEDETA
Product Dimensions	66.9"D x 61.8"W x 34.6"H (L-Shape) / 109"W (Two-Person)
Color	Rustic Brown
Style	Modern
Base Material	Metal
Top Material Type	Engineered Wood (FSC-certified)

Special Features	Built-In USB Outlet, Convertible, Monitor Stand, LED Lights, Display Cabinet, 4 Drawers, CPU Stand
Room Type	Living Room, Office, Study Room
Recommended Uses	Gaming, Studying, Working
Item Weight	103 Pounds
Number of Drawers	4
Assembly Required	Yes

Assembly Instructions

The SEDETA L Shaped Gaming Desk is designed for straightforward assembly. To ensure a smooth process, please follow these guidelines:

- 1. Unpack All Components:** Carefully remove all parts from the packaging. Verify that all numbered parts and hardware are present by comparing them against the included parts list.
- 2. Review Instructions:** Read the clear and detailed assembly instructions provided in the package thoroughly before starting. Familiarize yourself with each step.
- 3. Prepare Your Workspace:** Assemble the desk in the room where it will be used. Ensure you have enough space to move around and lay out components.
- 4. Follow Numbered Steps:** Assemble the desk by following the numbered steps in the instruction manual. Do not skip steps.
- 5. Adjustable Leg Pads:** Once assembled, adjust the leg pads at the base of the desk to ensure stability on uneven floors. These pads also protect your flooring from scratches.
- 6. Drawer Installation:** The fabric drawers are designed for easy placement and do not require complex installation. Simply slide them into their designated compartments.

If you encounter any difficulties or find missing/damaged parts during assembly, please refer to the 'Warranty and Customer Support' section for assistance.

Operating Instructions

LED Lights Operation

The integrated RGB LED light strip enhances your desk's aesthetic and functionality. Control the lights using the following methods:

- APP Control:** Download the designated mobile application (details in the included LED light manual) to access over 60,000 colors and 29 flashing modes. The app may also offer features like mic mode, music sync, and timing mode.
- Key Control:** Use the physical key control (if provided) to cycle through basic colors and modes.

Power Outlet Usage

The built-in power strip provides convenient access to power for your devices:

- **AC Outlets:** Plug in your gaming gear, monitors, printers, or other AC-powered devices into the 4 available 120V/12A outlets.
- **USB Ports:** Use the 2 USB ports (5V/2A) to charge your smartphones, tablets, or other USB-powered accessories.
- **On/Off Switch:** Utilize the integrated on/off switch to power down all connected devices simultaneously, ensuring energy efficiency and safety.

Care and Maintenance

To maintain the appearance and longevity of your SEDETA L Shaped Gaming Desk, follow these care instructions:

- **Cleaning the Tabletop:** The engineered wood tabletop is waterproof and scratch-resistant. For general cleaning, wipe with a damp cloth. For spills or tougher marks, use a mild, non-abrasive cleaner and then wipe dry immediately with a clean, dry cloth.
- **Cleaning the Metal Frame:** Wipe the metal frame with a dry cloth to remove dust. For smudges, a slightly damp cloth can be used, followed by immediate drying.
- **Fabric Drawers:** The fabric drawers are easy to clean. Spot clean with a damp cloth and mild soap if necessary, then allow to air dry completely.
- **Avoid Harsh Chemicals:** Do not use harsh chemicals, abrasive cleaners, or scouring pads, as these can damage the finish of the desk.
- **Protect from Direct Sunlight:** Prolonged exposure to direct sunlight can cause fading or discoloration of the wood finish.
- **Regular Checks:** Periodically check all screws and fasteners to ensure they remain tight. Retighten if necessary to maintain stability.

Troubleshooting

If you encounter any issues with your SEDETA L Shaped Gaming Desk, consider the following common solutions:

- **Desk Wobbles:**
 - Ensure all assembly screws are securely tightened.
 - Adjust the leg pads on the bottom of the desk to compensate for uneven flooring.
- **LED Lights Not Working:**
 - Check if the LED strip is properly connected to its power source and controller.
 - Ensure the power outlet is functioning and the desk's power strip is switched on.
 - Verify that the APP or remote control batteries (if applicable) are not depleted.
- **Power Outlets Not Functioning:**
 - Ensure the main power cord is securely plugged into a wall outlet.
 - Check that the on/off switch on the power strip is in the 'on' position.
 - Test the wall outlet with another device to confirm it has power.
- **Drawers Not Sliding Smoothly:**
 - Ensure the fabric drawers are correctly inserted into their compartments.
 - Check for any obstructions within the drawer compartments.

If these steps do not resolve the issue, please contact customer support.

Warranty and Customer Support

SEDETA is committed to providing high-quality products and excellent customer service. Your L Shaped Gaming Desk comes with a commitment to quality and support.

If your item arrives damaged, scratched, or with missing parts, please do not hesitate to contact our customer service team. We are dedicated to resolving any issues promptly and will provide free replacements or offer a partial refund as appropriate.

For support, please refer to the contact information provided in your product packaging or visit the official SEDETA store on Amazon via the link below:

[Visit the SEDETA Store on Amazon](#)