

Amzfast AMZG27F5Q

Amzfast AMZG27F5Q 27-Inch WQHD 200Hz Fast IPS Gaming Monitor User Manual

Model: AMZG27F5Q | Brand: Amzfast

			Introduction	What's in the			
Box	Setup	Operating	Maintenance	Troubleshooting	Specifications	Warranty &	
			Support				

1. INTRODUCTION

The Amzfast AMZG27F5Q is a 27-inch WQHD (2560 x 1440p) gaming monitor designed for an immersive visual experience. Featuring a Fast IPS panel, it delivers a high 200Hz refresh rate and a rapid 1ms response time, ensuring smooth and fluid gameplay. This monitor is compatible with both FreeSync and G-SYNC technologies to reduce screen tearing and stuttering. It supports HDR400, offers 132% sRGB and 96% DCI-P3 color gamut, and includes eye care features such as low blue light, anti-flicker, and anti-glare to protect your vision during extended use. Built-in speakers and a retractable headphone holder enhance convenience.



Image: Amzfast 27-inch gaming monitor displaying a vibrant game scene.

2. WHAT'S IN THE BOX

Please check the package contents upon unboxing to ensure all items are present:

- Amzfast AMZG27F5Q 27-Inch Gaming Monitor
- Adaptor x 1
- DP Cable (1.5m) x 1
- User Manual
- Quick Start Guide

3. SETUP

3.1 Assembling the Stand

Carefully remove the monitor and stand components from the packaging. Attach the stand base to the stand neck, then secure the assembled stand to the back of the monitor. Ensure all screws are tightened

appropriately to prevent instability.

3.2 Connecting the Monitor

The monitor supports multiple input options. Connect your device (PC, game console, laptop) to the monitor using one of the following cables:

- **DisplayPort (DP 1.4):** For resolutions up to 2560x1440 at 200Hz.
- **HDMI (HDMI 2.0):** For resolutions up to 2560x1440 at 144Hz.

Connect the power adapter to the monitor's DC input and then to a power outlet.

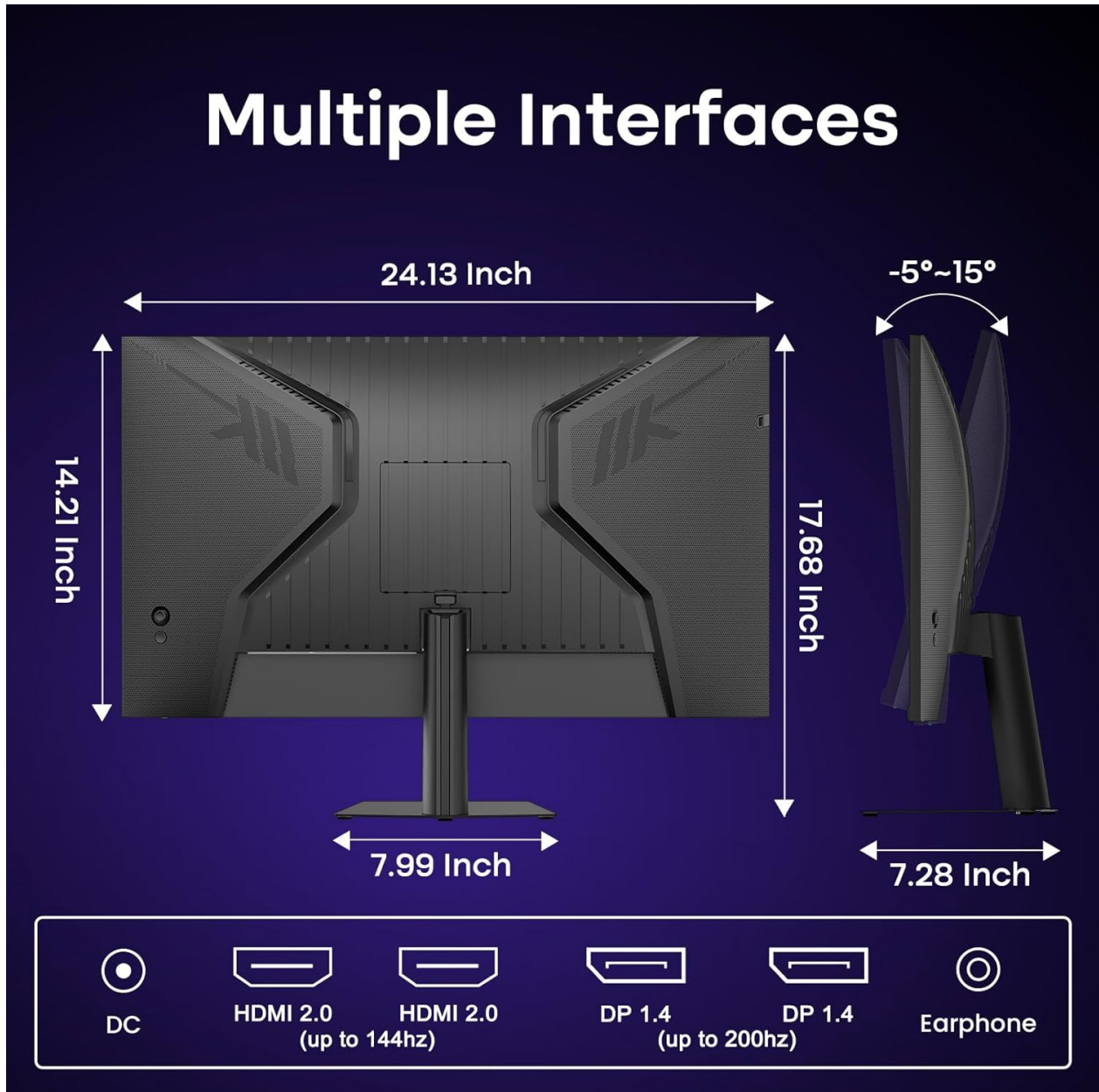


Image: Rear view diagram of the monitor showing port locations and dimensions.

3.3 VESA Mounting

The monitor is compatible with 100mm x 100mm VESA mounts. If using a VESA mount, remove the stand and attach the monitor to your VESA-compatible arm or wall mount using appropriate screws (not included).



Image: Rear view of the Amzfast 27-inch monitor, highlighting the VESA mounting points.

3.4 Setup Overview Video

Your browser does not support the video tag.

Video: An official overview of the Amzfast 27 Inch QHD 200Hz Gaming Monitor, demonstrating its features and setup.

4. OPERATING THE MONITOR

4.1 Power On/Off

Press the power button, usually located on the back or bottom of the monitor, to turn it on or off. The power indicator light will illuminate when the monitor is active.

4.2 On-Screen Display (OSD) Menu

The OSD menu allows you to adjust various monitor settings. Typically, a joystick or a set of buttons on the back or bottom of the monitor is used for navigation. Common settings include:

- **Picture Settings:** Brightness, Contrast, Sharpness, Gamma, Color Temperature.
- **Color Settings:** sRGB, DCI-P3, HDR modes.
- **Gaming Settings:** Overdrive (response time), Adaptive Sync (FreeSync/G-SYNC compatible), AI Crosshair, Night Vision.

- **Input Source:** Select between DP and HDMI inputs.
- **Audio:** Volume control for built-in speakers and headphone output.

4.3 Key Features

- **200Hz Refresh Rate & 1ms Response Time:** Experience ultra-smooth visuals and reduced motion blur, crucial for fast-paced gaming.



Image: Visual representation of 200Hz refresh rate in a racing game.

- **Adaptive Sync:** Synchronizes the monitor's refresh rate with your GPU's frame rate to eliminate screen tearing and stuttering. Ensure this feature is enabled in both the monitor's OSD and your graphics card settings.

OD 1ms & Adaptive Sync

Get faster, cleaner gaming visuals with OD 1ms
Adaptive sync compatible with FreeSync and G-SYNC.



Image: Illustration of 1ms response time and Adaptive Sync technology.

- **HDR400 Display:** Provides enhanced contrast and color accuracy for a more vibrant and realistic viewing experience.

10-Bit & HDR400 Display

Vivid Colors & Game Visuals



132%
sRGB



450cd/m²
Brightness



10 bit
(8bit+FRC)
color depth



ΔE<2
color accuracy

300nits

450nits

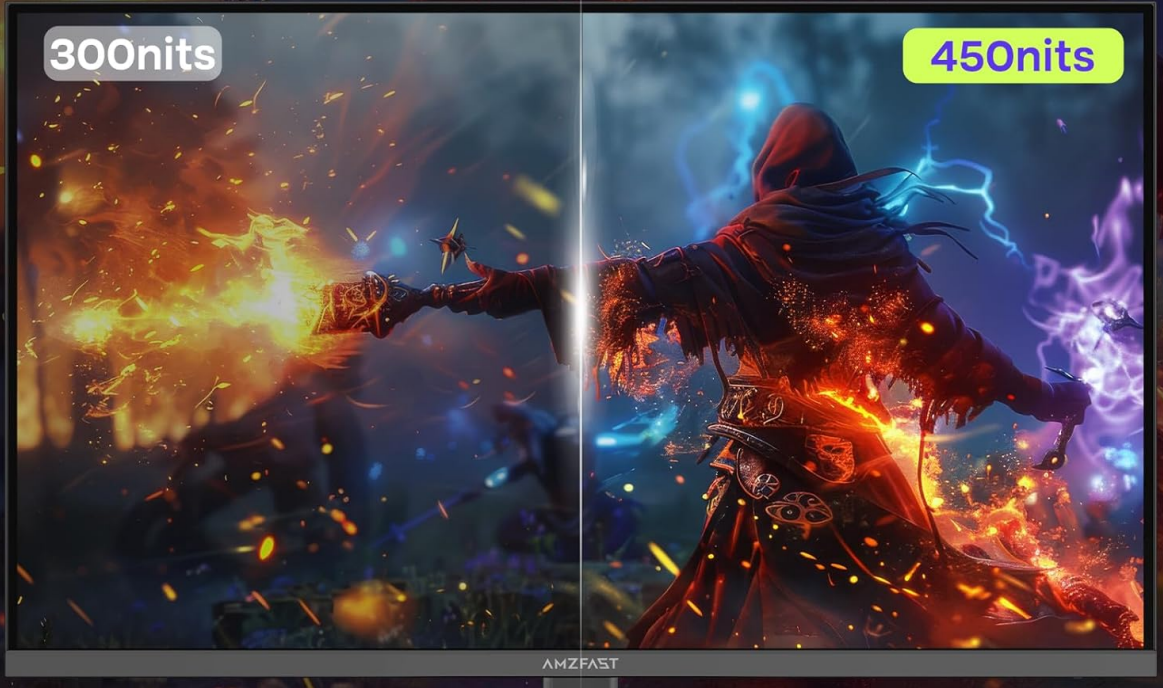


Image: Display showcasing HDR400 and 10-bit color depth capabilities.

- **Game Assist Modes:** Utilize features like AI Crosshair for improved aiming and Night Vision for enhanced visibility in dark game scenes.

Esports Game Assist Modes

AI Crosshair



Night Vision




Image: Demonstration of AI Crosshair and Night Vision features in gaming scenarios.

- **Built-in Speakers & Headphone Holder:** Convenient integrated 2W speakers for audio output and a retractable holder to keep your headphones organized.

Ultra Design, Ultra Experience

Retractable
Headphone Holder



Built-in Dual
2W Speakers

Image: Rear view of the monitor highlighting the built-in speakers and retractable headphone holder.

- **Eye Care Technology:** Features Low Blue Light, Anti-glare, and Anti-flicker technologies to reduce eye strain during prolonged use.

Eye Care Technology



Low
Blue Light



Anti-
glare



Anti-
flicker



Image: User interacting with the monitor, emphasizing eye care features.

5. MAINTENANCE

5.1 Cleaning the Screen

To clean the monitor screen, gently wipe it with a soft, lint-free cloth. For stubborn marks, lightly dampen the cloth with water or a mild, non-abrasive screen cleaner. Avoid using harsh chemicals, alcohol, or ammonia-based cleaners, as these can damage the screen surface.

5.2 Cleaning the Casing

Use a soft, dry cloth to wipe the monitor casing. If necessary, a slightly damp cloth can be used, followed by a dry cloth to remove any moisture. Do not allow liquids to enter the monitor's vents or ports.

6. TROUBLESHOOTING

If you encounter issues with your Amzfast AMZG27F5Q monitor, refer to the following common solutions:

Problem	Possible Cause	Solution
---------	----------------	----------

Problem	Possible Cause	Solution
No image on screen	Power cable disconnected, input source incorrect, video cable loose.	Ensure power cable is securely connected. Select the correct input source via the OSD menu. Check video cable connections (DP/HDMI) at both the monitor and your device.
Flickering or distorted image	Faulty video cable, incorrect refresh rate, Adaptive Sync issue.	Try a different video cable. Adjust the refresh rate in your device's display settings. Disable/enable Adaptive Sync in the OSD menu and graphics card settings.
No sound from speakers/headphones	Volume too low, audio output not selected, faulty cable.	Increase volume via OSD menu or your device. Ensure the monitor is selected as the audio output device on your computer. Check headphone connection.
Monitor not turning on	Power adapter issue, power button malfunction.	Verify the power adapter is working and connected correctly. Try a different power outlet.

7. SPECIFICATIONS

Feature	Detail
Product Dimensions	7.28 x 24.13 x 17.68 inches
Item Weight	12.97 pounds
Model Number	AMZG27F5Q
Screen Size	27 Inches
Resolution	2560 x 1440 Pixels (WQHD)
Aspect Ratio	16:9
Refresh Rate	200Hz
Response Time	1ms
Panel Type	Fast IPS
Brightness	450 Candela per Square Meter (cd/m²)
Contrast Ratio	1000:1 (Static)
Color Gamut	132% sRGB, 96% DCI-P3
Color Depth	10-bit (8bit+FRC)
HDR Support	HDR400
Adaptive Sync	FreeSync & G-SYNC Compatible
Connectivity	DP 1.4 x 2, HDMI 2.0 x 2, Earphone Jack, DC Input
VESA Mount	100mm x 100mm

Feature	Detail
Built-in Speakers	Yes (2W x 2)
Eye Care Features	Low Blue Light, Anti-glare, Anti-flicker
Manufacturer	EXPRESS LUCK INDUSTRIAL(ZHONGSHAN)LIMITED

8. WARRANTY & SUPPORT

The Amzfast AMZG27F5Q monitor comes with a 1-year warranty. Additionally, a 30-day free return/replacement policy is offered. For further assistance, technical support, or warranty claims, please visit the official Amzfast store or contact customer service.

Official Amzfast Store: [Amzfast Store](#)