

Thomson 43UF4S35

Thomson 43UF4S35 43-inch 4K UHD Smart LED TV with Fire TV User Manual

Model: 43UF4S35

1. INTRODUCTION

This manual provides essential information for the safe and efficient operation of your Thomson 43UF4S35 43-inch 4K UHD Smart LED TV with Fire TV. Please read this manual thoroughly before using your television and retain it for future reference. This television combines a stunning 4K UHD display with the intuitive Fire TV operating system, offering integrated Alexa voice control, Apple AirPlay support, and comprehensive connectivity options for a complete entertainment experience.

2. SAFETY INFORMATION

Observe the following safety precautions to prevent fire, electric shock, or injury:

- Do not expose the TV to rain or moisture.
- Ensure proper ventilation; do not block ventilation openings.
- Do not place the TV on an unstable cart, stand, tripod, bracket, or table.
- Protect the power cord from being walked on or pinched.
- Unplug the TV during lightning storms or when unused for long periods.
- Refer all servicing to qualified service personnel.

3. PACKAGE CONTENTS

Verify that all items are present in the packaging:

- Thomson 43UF4S35 43-inch 4K UHD Smart LED TV
- Power Adapter
- Power Cable
- Remote Control (with batteries)
- TV Stand (2 pieces)
- User Manual (this document)

4. PHYSICAL OVERVIEW

4.1. Dimensions




Image: Front view of the Thomson 43UF4S35 TV with key dimensions labeled in centimeters. The TV measures 97 cm in width, 60 cm in total height with the stand, and has a screen height of 56 cm. The TV's depth is 9 cm, and the stand's depth is 27 cm.



Image: Side profile of the Thomson 43UF4S35 TV, illustrating its slim design and the attached stand.

4.2. Rear Panel Connections




Image: Detailed view of the rear connection panel of the Thomson 43UF4S35 TV. Ports are clearly labeled for Audio Out, CI+ slot, Headphone jack, three HDMI 2.1 inputs, LAN (Ethernet) port, Satellite input, Antenna input, and two USB 2.0 ports.

- **AUDIO OUT:** For connecting external audio systems.
- **CI+:** Common Interface Plus slot for conditional access modules (CAM) to decrypt pay-TV channels.
- **HEADPHONES:** 3.5mm jack for connecting headphones.
- **3x HDMI 2.1:** High-Definition Multimedia Interface inputs for connecting devices like Blu-ray players, game consoles, or set-top boxes.
- **LAN:** Ethernet port for wired network connection.
- **SATELLITE:** Input for satellite dish connection (DVB-S2).
- **ANTENNA:** Input for terrestrial antenna connection (DVB-T2) or cable TV (DVB-C).
- **2x USB 2.0:** Universal Serial Bus ports for connecting USB storage devices for media playback or software updates.

5. SETUP

5.1. Stand Assembly

1. Carefully place the TV face down on a soft, flat surface to prevent screen damage.
2. Attach the two stand pieces to the designated slots on the bottom of the TV using the provided screws. Ensure they are securely fastened.
3. Lift the TV upright and place it on a stable, level surface.

5.2. Connecting Power

Connect the power adapter to the TV's power input, then plug the power cable into a wall outlet. The TV will enter standby mode.

5.3. Initial Setup (Fire TV)

1. Press the power button on the remote control to turn on the TV.
2. Follow the on-screen instructions to select your language, connect to a Wi-Fi network, and sign in to your Amazon account.
3. The Fire TV interface will guide you through setting up live TV channels (via the Triple Tuner) and installing your favorite streaming applications.
4. Create user profiles for personalized recommendations and settings.

6. OPERATING THE TV

6.1. Remote Control



Image: The Bluetooth remote control for the Thomson 43UF4S35 TV, featuring a central navigation pad, number buttons, and dedicated quick access buttons for popular streaming services like Netflix, Prime Video, Amazon Music, and an Alexa voice control button.

The included Bluetooth remote control allows for easy navigation. It features dedicated buttons for quick access to popular streaming services such as Netflix, Prime Video, and Amazon Music. The central navigation pad is used for menu selection and browsing.

6.2. Fire TV Interface



Image: A visual representation of the Fire TV home screen, displaying a selection of streaming applications and options for multiple user profiles, indicating the personalized nature of the interface.

The Fire TV operating system provides a user-friendly interface for accessing streaming services, live TV, and apps. Navigate using the remote control to browse content, launch applications, and manage settings. User profiles can be created to tailor recommendations and settings for different household members.

6.3. Alexa Voice Control

Press the Alexa button on your remote control and speak your commands. You can ask Alexa to:

- Search for movies or TV shows.
- Launch applications.
- Control smart home devices.
- Check the weather or get information.

6.4. Apple AirPlay



Image: An illustration of Apple AirPlay in use, showing content from an iPhone being wirelessly streamed or mirrored to the Thomson TV, enabling seamless content sharing from iOS devices.

The TV supports Apple AirPlay, allowing you to stream content directly from your iPhone, iPad, or Mac. Ensure your Apple device and the TV are connected to the same Wi-Fi network. Select the AirPlay icon on your Apple device and choose your Thomson TV from the list of available devices.

6.5. Triple Tuner

The integrated Triple Tuner supports DVB-C (cable), DVB-S2 (satellite), and DVB-T2 (terrestrial antenna) signals. Connect your preferred signal source to the corresponding input on the rear panel. During initial setup or via the TV settings, you can scan for available channels.

6.6. Smart Home Dashboard

Contrôlez facilement l'ensemble de votre maison connectée à travers un tableau de bord unique.

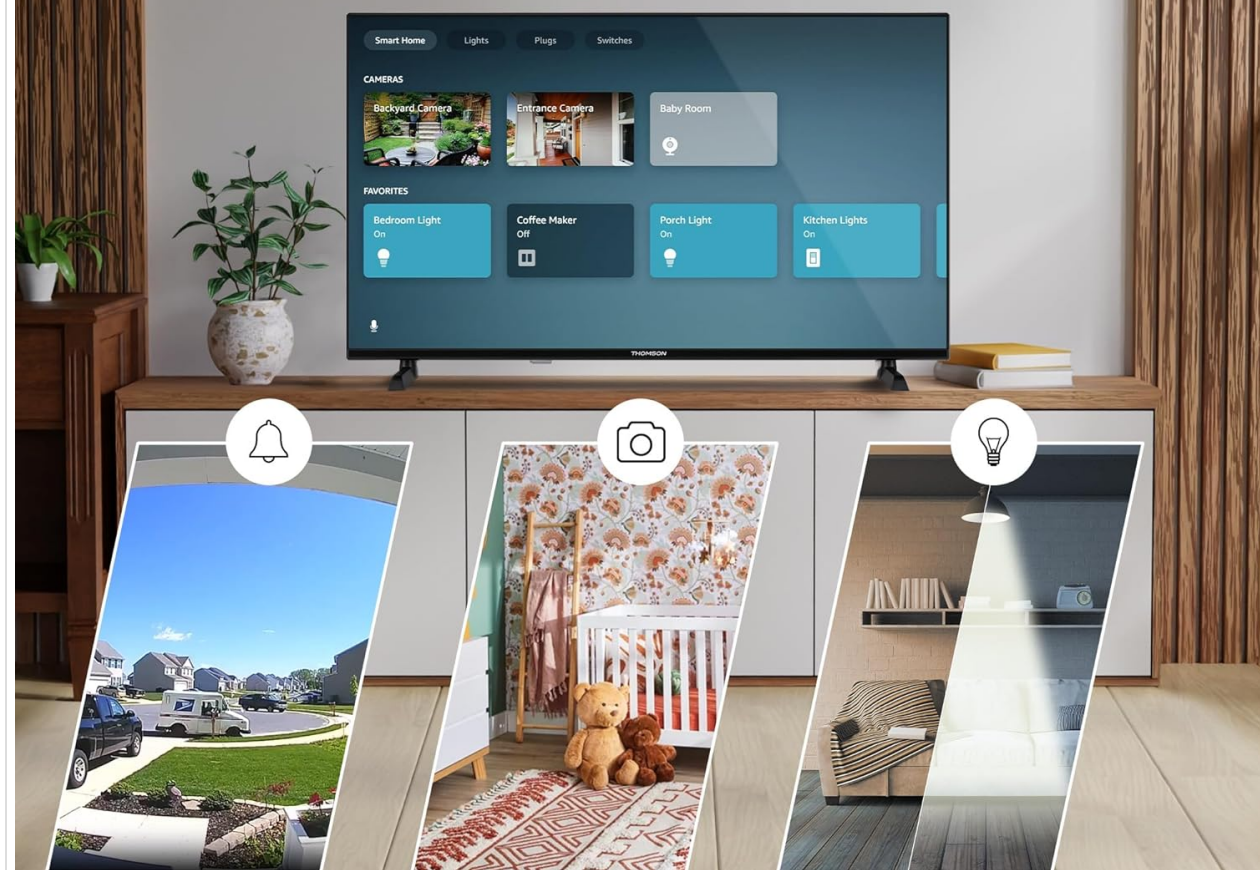


Image: A view of the Smart Home Dashboard accessible on the Thomson TV, presenting an organized interface for managing and controlling various smart home devices, including cameras and lighting, directly from the television screen.

Access the integrated Smart Home Dashboard to control compatible connected devices in your home. This feature allows you to manage smart lights, cameras, and other smart appliances directly from your TV screen.

7. PICTURE AND SOUND

7.1. 4K UHD with Dolby Vision

CALCUL DE L'INDICE DE DURABILITÉ ET PRÉSENTATION DES PARAMÈTRES AYANT PERMIS DE L'ÉTABLIR				Téléviseur
FICHE D'INFORMATION À TRANSMETTRE AUX DEMANDEURS				
Date du calcul	2025.21.08			
Nom ou marque commerciale du fournisseur	Streamview GmbH			
Adresse du fournisseur	Franz-Josefs-Kai 1, 1010 Vienna, Austria			
Référence du modèle donnée par le fournisseur	43UF4S35			
Critère	Sous-critère	Note du sous-critère sur 10	Coefficient du sous critère	Calcul intermédiaire
Fiabilité	CRITÈRE 1 : RESISTANCE AUX CONTRAINTES ET/OU À L'USURE	SOUS-CRITÈRE 1.1 : RESISTANCE AUX CONTRAINTES EXTERIEUR	0	4.5
		SOUS-CRITÈRE 1.2 : RESISTANCE A L'USURE	10.0	
	CRITÈRE 2 : MAINTENANCE (Y COMPRIS LOGICIELLE) & ENTRETIEN	SOUS-CRITÈRE 2.1 : MAINTENANCE (Y COMPRIS LOGICIELLE)	9.3	3.8
		SOUS-CRITÈRE 2.2 : ENTRETIEN	10.0	
	CRITÈRE 3 : GARANTIE ET PROCESSUS QUALITE	SOUS-CRITÈRE 3.1 : GARANTIE COMMERCIALE DE DURABILITÉ	3.3	0.5
		SOUS-CRITÈRE 3.2 : MISE EN PLACE D'UN PROCESSUS DE QUALITE	10.0	
		Note du bloc fiabilité sur 10		8.8
Réparabilité	CRITÈRE 4 : DOCUMENTATION	SOUS-CRITÈRE 4.1 : ENGAGEMENT SUR LA DUREE DE MISE A DISPOSITION SANS FRAIS DE LA DOCUMENTATION TECHNIQUE ET RELATIVE AUX CONSEILS D'UTILISATION ET D'ENTRETIEN	4.2	0.9
		SOUS-CRITÈRE 4.2 : ACCOMPAGNEMENT DU CONSOMMATEUR POUR LE DIAGNOSTIC ET LA RÉPARATION	2.0	
	CRITÈRE 5 : DÉMONTABILITÉ, ACCÈS, OUTILS, FIXATIONS	SOUS-CRITÈRE 5.1 : FACILITÉ DE DÉMONTAGE DES PIÈCES DÉTACHÉES - PIÈCES PANNE/CASSE (LISTE 2)	10.0	2.3
		SOUS-CRITÈRE 5.2 : OUTILS NÉCESSAIRES AU DÉMONTAGE DES PIÈCES DÉTACHÉES - PIÈCES PANNE/CASSE (LISTE 2)	8.8	
		SOUS-CRITÈRE 5.3 : CARACTÉRISTIQUES DES FIXATIONS POUR L'ASSEMBLAGE DES PIÈCES DES LISTES 1 ET 2	7.3	
	CRITÈRE 6 : DISPONIBILITÉ DES PIÈCES DÉTACHÉES	SOUS-CRITÈRE 6.1 : ENGAGEMENT SUR LA DUREE DE DISPONIBILITE DES PIECES DETACHEES - PIECES PANNE / CASSE (LISTE 2)	3.1	1.0
		SOUS-CRITÈRE 6.2 : ENGAGEMENT SUR LA DUREE DE DISPONIBILITE DES PIECES DETACHEES - PIECES FONCTIONNELLES (LISTE 1)	5.3	
		SOUS-CRITÈRE 6.3 : ENGAGEMENT SUR LES DÉLAIS DE LIVRAISON DES PIÈCES DÉTACHÉES - PIÈCES PANNE / CASSE (LISTE 2)	2.9	
		SOUS-CRITÈRE 6.4 : ENGAGEMENT SUR LES DÉLAIS DE LIVRAISON DES PIÈCES DÉTACHÉES - PIÈCES FONCTIONNELLES (LISTE 1)	5.2	
	CRITÈRE 7: PRIX	SOUS-CRITÈRE 7.1 : PRIX	10.0	2.5
		Note du bloc réparabilité sur 10		6.7
		Note de l'indice sur 10		7.7

Image: A side-by-side comparison illustrating the visual difference between Standard Dynamic Range (SDR) and Dolby Vision. The Dolby Vision image on the right displays significantly improved contrast, brighter highlights, and more vibrant colors in a landscape scene.

Experience exceptional clarity with 4K UHD resolution, offering four times the detail of Full HD. Dolby Vision further enhances the visual experience by providing superior brightness, contrast, and color accuracy, bringing scenes to life with stunning realism.

7.2. Dolby Atmos Sound

Fiche d'information sur le produit		
RÉGLEMENT DÉLEGUÉ (ART 28/2012 DE LA COMMISSION) en ce qui concerne l'étiquetage énergétique des dispositifs d'affichage électronique		
Paramètre	Paramètre ou valeur et unités	Unité
1. Nom ou marque commerciale du fournisseur	Thomas	
2. Adresse du fournisseur	Product Management, Franz-Josefs-Kai 1, 1010 Vienna, AT	
3. Référence du modèle	Thomas Free TV 43UF4S35	
4. Classe d'efficacité énergétique pour le genre dynamique standard (SDR)	5	
5. Classe d'efficacité énergétique pour le genre dynamique (HDR)	5	
6. Puissance apparente en mode marche pour le genre dynamique (HDR)	72.9	W
7. Puissance apparente en mode veille, le cas échéant	0.16	W
8. Puissance apparente en mode veille, le cas échéant	0.15	W
9. Puissance apparente en mode veille avec maintien de la connexion au réseau, le cas échéant	2.0	W
10. Catégorie de dispositif d'affichage électronique	1	
11. Rapport de taille	16 : 9	
12. Résolution d'écran	3 840 × 2 160	pixels
13. Diagonale de l'écran	108.8	cm
14. Diagonale de l'écran	83	poignées
15. Surface visible de l'écran	49.9	cm²
16. Technologie d'affichage utilisée	LED	
17. Régime automatique de la luminosité (ABC) disponible	Non	
18. Capteur de reconnaissance vocale disponible	Non	
19. Capteur de présence disponible	Non	
20. Taux de fréquence de rafraîchissement de l'image (par défaut)	50	Hz
21. Disponibilité minimale garantie des mises à jour du logiciel et du micrologiciel (à compter de la date de fin de mise sur le marché)	Années	
22. Disponibilité minimale garantie des mises à jour de sécurité (à compter de la date de fin de commercialisation)	Années	
23. Assistance produit minimale garantie	Années	
24. Durée minimale de la garantie globale offerte par le fournisseur	Années	
25. Type d'alimentation	Intégré	
26. Alimentation externe (indiquer dans l'étiquetage du produit)		

Image: A visual representation of the Dolby Atmos audio experience, showing sound waves expanding from the television screen to envelop viewers, suggesting a multi-dimensional and immersive sound environment.

Dolby Atmos delivers rich, multi-dimensional sound that flows around you, creating an immersive audio experience. For the full effect, connect your TV to a compatible Dolby Atmos sound system.

8. CONNECTIVITY

Your Thomson TV offers a variety of connection options:

- **HDMI:** Connect up to three HDMI devices for high-definition audio and video.
- **USB:** Use the two USB 2.0 ports to play media from USB drives or for service updates.
- **LAN (Ethernet):** For a stable wired internet connection.
- **Wi-Fi:** Connect wirelessly to your home network for streaming and online features.
- **Bluetooth:** Pair Bluetooth-enabled devices such as headphones or soundbars.
- **CI+:** Insert a Conditional Access Module for encrypted digital TV services.

9. MAINTENANCE

To ensure the longevity and optimal performance of your TV:

- **Cleaning:** Gently wipe the screen with a soft, dry, lint-free cloth. For stubborn marks, use a screen-specific cleaner applied to the cloth, not directly to the screen. Clean the TV body with a soft, dry cloth.
- **Ventilation:** Ensure the ventilation openings on the back of the TV are not blocked.
- **Software Updates:** The Fire TV system will periodically check for and install software updates automatically when connected to the internet.

10. TROUBLESHOOTING

If you encounter issues, refer to the following common solutions:

Problem	Possible Solution
No power	Check if the power cable is securely connected to the TV and the wall outlet. Ensure the outlet is functioning.
No picture, but sound is present	Verify the correct input source is selected. Check external device connections.
No sound, but picture is present	Check volume levels and mute settings. Ensure external audio devices are correctly connected and powered on.
Remote control not working	Replace batteries. Ensure there are no obstructions between the remote and the TV. Repair the Bluetooth remote if necessary (refer to Fire TV settings).
Cannot connect to Wi-Fi	Ensure your router is on and functioning. Re-enter the Wi-Fi password. Try restarting both the TV and the router.
Poor picture quality	Check antenna/cable/satellite connections. Adjust picture settings (brightness, contrast, sharpness). Ensure the content source is high quality.







11. SPECIFICATIONS

Feature	Detail
Brand	Thomson
Model Number	43UF4S35

Feature	Detail
Screen Size	43 Inches (109 cm)
Resolution	4K UHD (3840 x 2160)
Display Technology	LCD
Refresh Rate	50 Hz
Operating System	Fire TV
Special Features	Dolby Vision, Dolby Atmos, Alexa Voice Control, Apple AirPlay, Smart Home Dashboard
Connectivity	Wi-Fi, Bluetooth, Ethernet (LAN), 3x HDMI 2.1, 2x USB 2.0, CI+, Audio Out, Headphones, Satellite, Antenna
Triple Tuner	DVB-C, DVB-S2, DVB-T2
Color	Black
Aspect Ratio	16:9
Product Dimensions (D x W x H)	9 cm x 97 cm x 60 cm
Included Components	Power Adapter, Power Cable, Remote Control, Stand, User Manual
Manufacturer	STREAMVIEW GMBH
Country of Origin	Turkey

12. WARRANTY AND SUPPORT

Your Thomson 43UF4S35 TV comes with a **3-year manufacturer's warranty**. This warranty covers defects in materials and workmanship under normal use. Please retain your proof of purchase for warranty claims. For technical support, troubleshooting assistance, or warranty service, please contact your retailer or the manufacturer, STREAMVIEW GMBH. Refer to your purchase documentation for specific contact details.

	<p>Manual de Usuario Thomson Fire TV 43UF4S35, 50UF4S35</p> <p>Guía completa del usuario para los televisores Thomson con Fire TV, modelos 43UF4S35 y 50UF4S35. Incluye información de seguridad, instalación, configuración, características y solución de problemas.</p>
	<p>Thomson 32HS2244 16/9 LCD TV: Specifications and Features</p> <p>Detailed specifications for the Thomson 32HS2244 LCD TV, including screen size, resolution, picture and sound technology, connectivity options, and user convenience features. Learn about its HD capabilities and multimedia ports.</p>
	<p>Thomson Fire TV 43UF4S35 50UF4S35 - Instrukcja Obsługi</p> <p>Niniejsza instrukcja obsługi zawiera szczegółowe informacje dotyczące instalacji, konfiguracji i użytkowania telewizorów Thomson Fire TV modeli 43UF4S35 i 50UF4S35, obejmując bezpieczeństwo, ustawienia, funkcje systemu Fire TV i rozwiązywanie problemów.</p>
	<p>Thomson Fire TV User Manual: Setup, Operation, and Settings</p> <p>Comprehensive user manual for Thomson Fire TV models 43UF4S35 and 50UF4S35. Covers setup, remote control operation, initial configuration, home screen navigation, live TV, picture and audio settings, input management, and troubleshooting.</p>
	<p>Thomson HD Indoor Antenna - User Manual & Specifications</p> <p>User manual and technical specifications for the Thomson HD indoor DVB-T antenna (Model ANT1539, Part No. 00132192). Learn how to set up, connect, and use your antenna for optimal TV reception.</p>
	<p>Thomson Fire TV User Manual: Setup, Operation, and Features</p> <p>Comprehensive user manual for Thomson Fire TV models 43UF4S35 and 50UF4S35. Covers safety information, installation, remote control operation, initial setup wizard, home screen navigation, live TV, picture and audio settings, input management, notifications, and advanced features.</p>

