

[Manuals.plus](#) /

> [Teeran](#) /

> Teeran Wireless CarPlay Adapter CP 21 User Manual

Teeran CP 21

Teeran Wireless CarPlay Adapter

MODEL: CP 21 - USER MANUAL

Introduction

The Teeran Wireless CarPlay Adapter CP 21 is designed to convert your vehicle's existing factory-installed wired CarPlay system into a wireless experience. This adapter allows for seamless integration of your iPhone with your car's infotainment system, eliminating the need for physical cable connections. Enjoy navigation, music, calls, and other CarPlay features wirelessly.

Compatibility

This adapter is compatible with vehicles that already have built-in wired CarPlay. It works with approximately 98% of factory-installed wired CarPlay systems. For iPhone users, it supports iPhones running iOS 10 and above. The package includes both USB-A and USB-C adapters to ensure broad compatibility with most car USB ports.



Image: The Teeran Wireless CarPlay Adapter CP 21 is compatible with iPhone 6 and above models, and exclusively for cars with built-in wired Apple CarPlay.

Package Contents

Package Contents

- 1 x Teeran Wireless CarPlay Adapter CP 21
- 1 x User Guide
- 1 x USB to USB Extension Cable
- 1 x USB to USB-C Data Cable
- 1 x Packing Box



Image: The package includes the Teeran Wireless CarPlay Adapter, user guide, USB to USB extension cable, USB to USB-C data cable, and the packing box.

Setup Instructions

Initial Connection

1. Ensure your vehicle's engine is running and the infotainment system is active.
2. Locate an available USB port in your car that supports wired CarPlay.
3. Plug the Teeran Wireless CarPlay Adapter CP 21 directly into the USB port. Use the provided USB-A or USB-C cable if needed for compatibility or extended reach.
4. On your iPhone, go to Settings > Bluetooth and search for the adapter's Bluetooth name (e.g., "smartBox-XXXX").
5. Pair your iPhone with the adapter via Bluetooth.
6. Once paired, your car's infotainment system should automatically launch the wireless CarPlay interface.

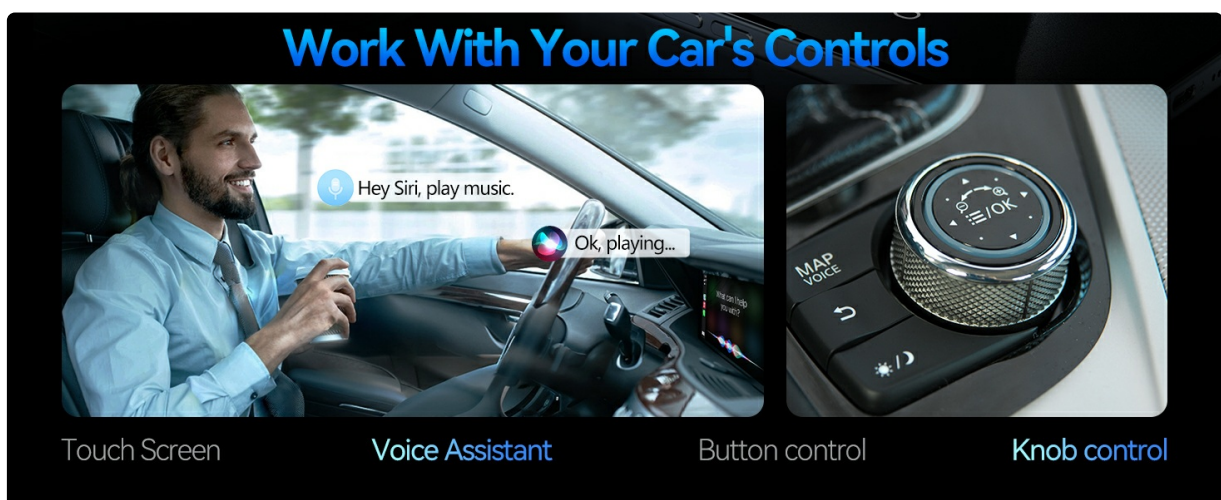


Image: The compact USB plug-in design of the Teeran Wireless CarPlay Adapter CP 21 ensures a secure and discreet connection in your car's console.



Image: The adapter offers plug-and-play functionality, being 50% smaller than typical adapters for a cleaner setup.

Operating Instructions

Automatic Reconnection

After the initial pairing, the Teeran Wireless CarPlay Adapter CP 21 will automatically reconnect to your last used iPhone every time you start your car, providing a hassle-free experience.

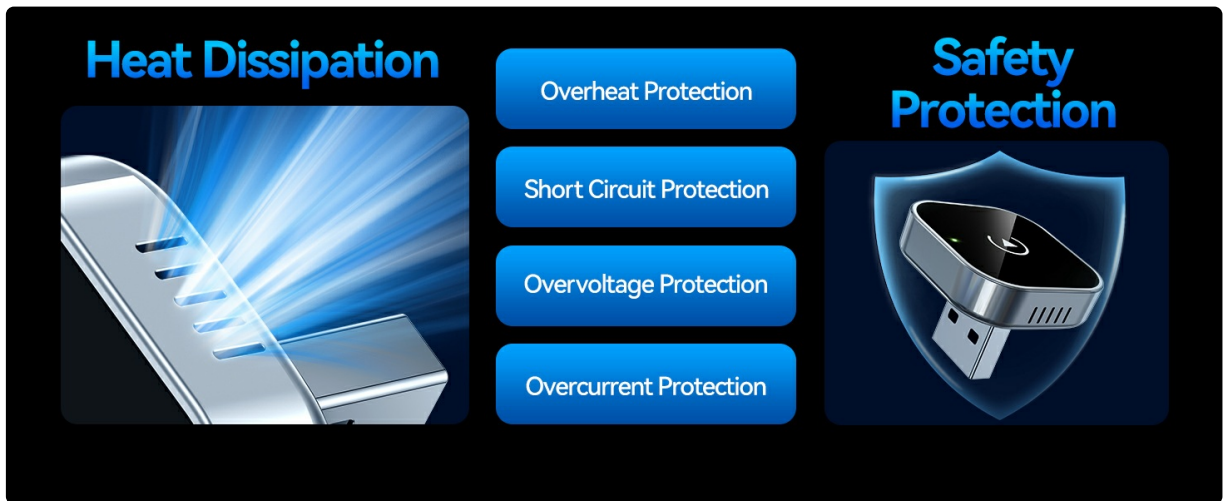


Image: The smart auto-reconnect feature of the Teeran Wireless CarPlay Adapter CP 21 ensures instant connection to your last used device upon car startup.

Using CarPlay Features

All standard CarPlay functions, including navigation (Maps, Google Maps), music streaming (Spotify, Apple Music), making and receiving calls, and sending messages, are accessible through your car's infotainment screen. You can interact with CarPlay using the car's touch screen, voice assistant (Siri), steering wheel buttons, and control knobs, just as you would with wired CarPlay.



Image: The CarPlay interface, enabled by the adapter, provides access to various applications including music, navigation, and communication tools.

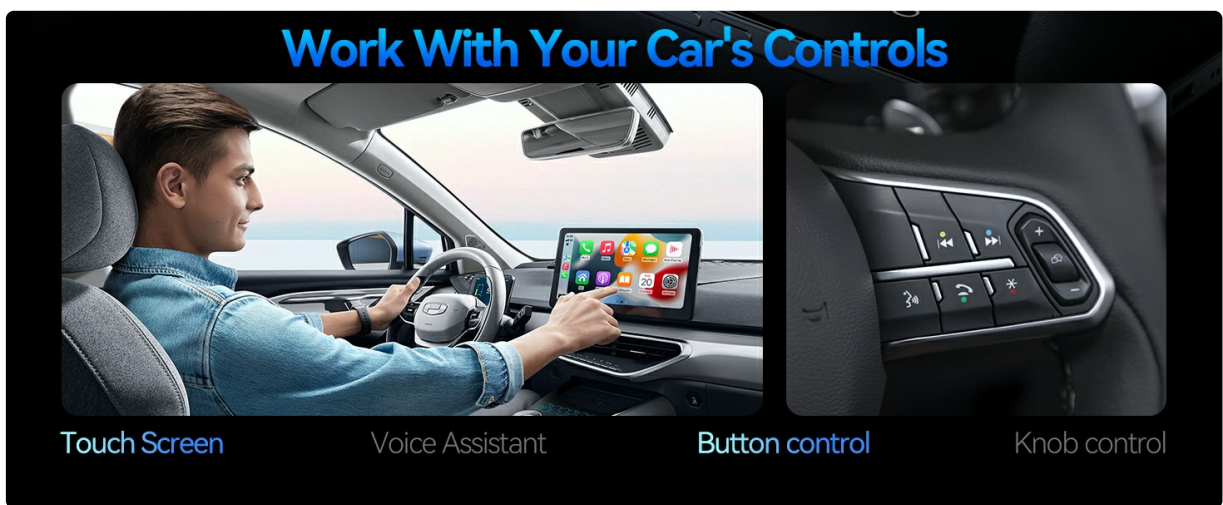


Image: The adapter integrates seamlessly with your car's existing controls, allowing use of the touch screen, voice assistant, buttons, and knobs for CarPlay functions.

Key Features and Design

- **Compact Size:** Measuring 3.15 x 1.97 x 0.79 inches and weighing 1.76 ounces, the adapter features an exclusive minimalist USB design that blends seamlessly into your car's interior.
- **Durable Construction:** Made from metal, ensuring longevity and robust performance.
- **Enhanced Performance:** Equipped with an upgraded tech chipset, providing 100% faster connection, 100% signal improvement, 100% quicker response, and 200% more stable use.
- **Efficient Heat Dissipation:** Designed with vents to prevent overheating during long drives.
- **Safety Protections:** Includes overheat protection, short circuit protection, overvoltage protection, and overcurrent protection.

USB Plug-in Design More Compact & Secure



Teeran

Tapered edge for a tighter connection.



Others : Cable Trouble




Image: The Teeran Wireless CarPlay Adapter CP 21 is designed to be smaller than ever, making it discreet in your vehicle.




Image: The adapter features an upgraded tech chipset for superior performance, including faster connections and improved signal stability.

Bigger in Performance

Upgraded Tech Chipset

100%
Faster Connection

100%
Signal Improve

100%
Quicker Response

200%
Stable Use




Image: The adapter incorporates heat dissipation features and multiple safety protections for reliable and secure operation.

Troubleshooting

- **Adapter Not Connecting:** Ensure your car has wired CarPlay functionality. Check that your iPhone's Bluetooth is enabled and paired with the adapter. Restart your car's infotainment system and the adapter if necessary.

- **Lag or Disconnection:** Ensure there is no significant wireless interference from other devices. Check that the adapter is firmly seated in the USB port. Update your iPhone's iOS to the latest version.
- **CarPlay Not Launching:** Verify that your iPhone is compatible (iOS 10+). Try plugging the adapter into a different USB port in your vehicle if available.

Product Specifications

Product Dimensions	3.15 x 1.97 x 0.79 inches
Item Weight	1.76 ounces
Item Model Number	CP 21
Brand	Teeran
Connectivity Technology	Bluetooth, Wi-Fi
Power Source	USB-powered
Material	Metal
Special Features	Auto-Reconnect Immediately, Easy Use and Fast Pairing, Exclusive Minimalist USB Design, Improved Smooth Performance, Lifetime Firmware Upgrades
Manufacturer	Dongguan Huachuang Electronic Co.,Ltd.

Maintenance

To ensure optimal performance and longevity of your Teeran Wireless CarPlay Adapter CP 21, keep it clean and free from dust. Use a soft, dry cloth to wipe the surface. Avoid exposing the device to extreme temperatures or moisture. Do not attempt to disassemble the adapter, as this may void any potential warranty and cause damage.

Warranty and Support

For information regarding warranty coverage, technical support, or any product-related inquiries, please refer to the contact information provided in the product packaging or visit the official Teeran website. Keep your purchase receipt for warranty claims.