

Manuals+

[Q & A](#) | [Deep Search](#) | [Upload](#)

manuals.plus /

- › [OSCAL](#) /
- › [OSCAL Marine 2 Rugged Phone User Manual](#)

OSCAL Marine 2

OSCAL Marine 2 Rugged Phone User Manual

Your Guide to Durability and Performance

INTRODUCTION

The OSCAL Marine 2 is a rugged smartphone designed for demanding environments and extended use. Featuring a massive 11000mAh battery, IP68/IP69K and MIL-STD-810H certifications for extreme durability, and powered by Android 15 with Gemini AI 2.0, this device offers robust performance and smart functionality. This manual provides essential information for setting up, operating, maintaining, and troubleshooting your device.

WHAT'S IN THE BOX

Upon unboxing your OSCAL Marine 2, please ensure all the following items are present:

- 1 x OSCAL Marine 2 Rugged Phone
- 1 x USB C Charger
- 1 x USB C Cable
- 1 x Phone Strap
- 1 x Card Pin
- 1 x User Manual (this document)

**6.56" Large Display
with 90Hz Refresh
Rate**

Broad Vision to Enjoy, Scrolls That Flow



SETUP

1. Inserting SIM/SD Card

1. Locate the SIM card tray on the side of your OSCAL Marine 2.
2. Use the provided card pin to gently eject the tray.
3. Place your Nano SIM card(s) and/or Micro SD card into the designated slots on the tray. The device supports Dual SIM Nano slots and 1 Micro slot.
4. Carefully reinsert the tray into the phone until it clicks into place.

2. Initial Power On & Basic Setup

1. Press and hold the Power button (located on the right side) until the OSCAL logo appears.
2. Follow the on-screen prompts to select your language, connect to a Wi-Fi network, and sign in with your Google account.
3. Complete any additional setup steps as guided by the Android 15 operating system.

Your browser does not support the video tag.

Video: An unboxing video of the 2025 Marine 2 Rugged Phone, demonstrating the initial setup and contents.

OPERATING YOUR DEVICE

Navigation & User Interface

- **Home Screen:** Access your main applications and widgets.
- **App Drawer:** Swipe up from the home screen to view all installed applications.
- **Notifications & Quick Settings:** Swipe down from the top of the screen to access notifications and quick settings toggles.

Camera Features

The OSCAL Marine 2 is equipped with a 16MP AI main camera (ISOCELL JN1 sensor) and an 8MP front camera with AI Beauty 2.0 mode. Utilize AI Smart Google Lens for visual searches, image text translation, and object recognition.

Dual SIM Dual Standby



2G Band	B2/B3/B5/B8	3G Band	B1/B8
4G Band	FDD: B1/B3/B7/B8/B19/B20 /B28A/B28B TDD: B40/B41		



Image: Features of the 16MP AI Rear Camera, including Pro mode, Panorama, and Time Lapse.



Image: Features of the 8MP AI Front Camera, including Beauty Mode and Portrait Mode.



Image: Examples of AI-enhanced photography features like Portrait Blur, Portrait Light, Color Focus, and 1080P Video Recording.



Image: Demonstrates the Smart Google Lens feature for scanning, searching, and exploring objects.

Gemini AI 2.0

The Marine 2 integrates Gemini AI 2.0, a useful AI assistant. Interact with Gemini for navigation, content generation, app access, and email management. Simply use voice commands like "Hey Google" to activate.

All Interaction, Convenience Within Reach




Image: Overview of Gemini AI 2.0 Flash capabilities, including smart control, voice Q&A, voice wake-up, real-time conversation, multi-scenario empowerment, and text-to-image generation.

Your browser does not support the video tag.

Video: Demonstrates the OSCAL Marine 2's AI features, including voice interaction and smart global control.

Display & Durability

The 6.56-inch IPS Ultra-HD display with a 90Hz refresh rate and 450 nits brightness provides an immersive visual experience. The Panda screen offers military-grade protection. Activate "Glove Mode" for screen operation while wearing gloves.

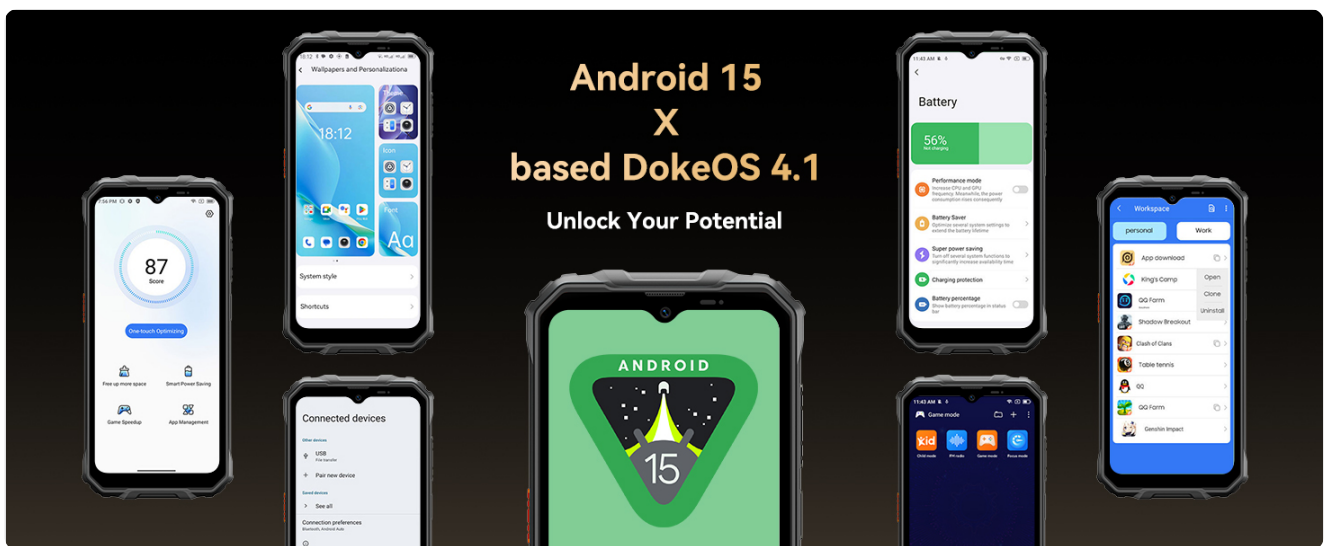


Image: The 6.56-inch IPS Ultra-HD Display with 90Hz Refresh Rate, showcasing its visual quality.



Image: Highlights the IP68/IP69K and MIL-STD-810H certifications, showing the phone's suitability for winter commuting, extreme weather, glove mode, and underwater photography.

Your browser does not support the video tag.

Video: Demonstrates the rugged features of the phone, including its super-bright torch, water submersion, and drop-proof capabilities.

Battery & Charging

The 11000mAh battery provides up to 1104 hours of standby time. It supports 18W fast charging and 5W reverse charging to power other devices.



Image: Illustrates the 11000mAh Mega Battery with 18W Fast Charging, detailing usage hours for various activities and standby time.

Your browser does not support the video tag.

Video: Highlights the 15000 mAh ultra-long battery life of the Oscar Pilot 1, showcasing its endurance.

Connectivity & Performance

Enjoy fast 4G connectivity (T-Mobile only), Bluetooth 5.2, NFC for payments and data transfer, and quadruple navigation (GPS + GLONASS + Galileo + Beidou). The Unisoc T615 octa-core processor and 24GB RAM (8GB+16GB expansion) ensure smooth multitasking and gaming. Storage is 256GB ROM, expandable up to 2TB via TF card.

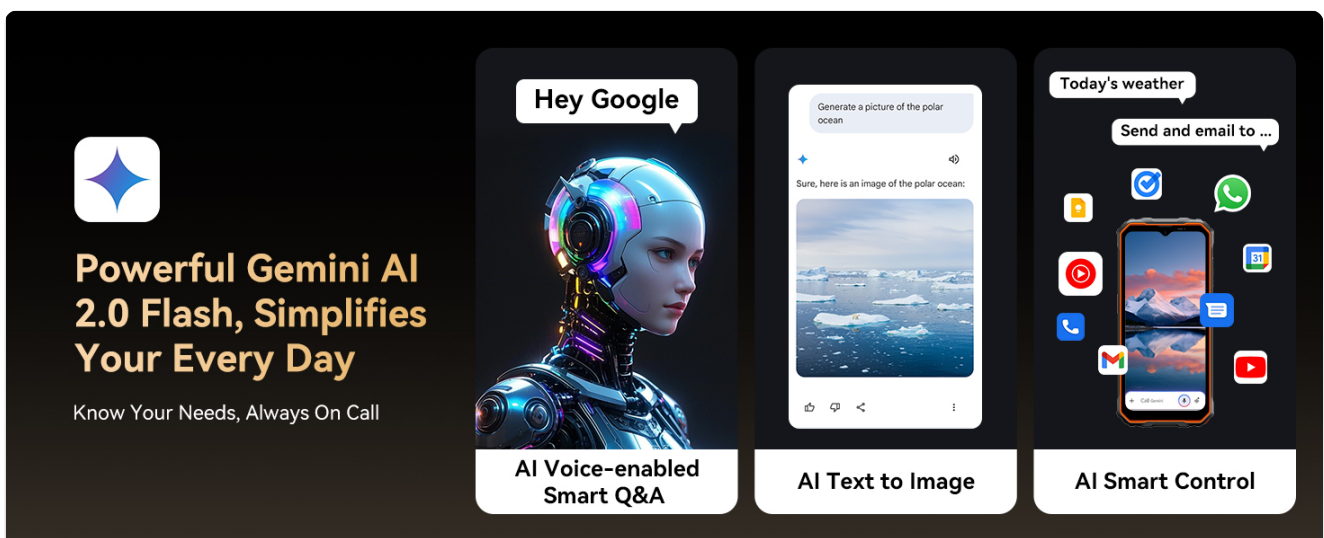


Image: Details the Lightning Fast 5G WiFi and Advanced Bluetooth 5.2 for quicker downloads and faster data transfer.



Image: Highlights the Octa-core Unisoc T615 processor and 2TB expandable storage, along with 24GB RAM (8GB+16GB Expansion) for smooth operation.

Security

The Marine 2 supports both facial recognition and fingerprint identification for enhanced privacy and quick access.



Image: Demonstrates the Face Unlock and Fingerprint Unlock security features of the phone.

MAINTENANCE

General Care

- Clean the screen and body with a soft, lint-free cloth. Avoid abrasive materials or harsh chemicals.
- Ensure all port covers are securely closed to maintain water and dust resistance.
- Avoid exposing the device to extreme temperatures outside its operational range (-20°C to +60°C) for prolonged periods.

Software Updates

Your OSCAL Marine 2 will receive free software updates. Ensure your device is connected to Wi-Fi and has sufficient battery life before initiating any updates. Navigate to *Settings > System > System update* to check for and install updates.

Common Issues & Solutions

- **Device unresponsive:** Press and hold the Power button for about 10-15 seconds to force a restart.
- **Battery draining quickly:** Check for background apps, reduce screen brightness, or enable battery saver mode.
- **Network connectivity issues:** Toggle airplane mode on/off, restart the device, or check with your service provider.
- **App crashes:** Clear the app's cache (*Settings > Apps > [App Name] > Storage > Clear cache*) or reinstall the app.

Contact Support

If you encounter issues not resolved by the above steps, please contact OSCAL customer service. Our professional team is available 24/7 to provide personalized support.

SPECIFICATIONS

Feature	Specification
Model Name	OSCAL Marine 2
Operating System	Android 15 (DokeOS 4.1)
CPU Model	MediaTek Helio T615 Octa-core (2.2 GHz)
RAM	24 GB (8GB + 16GB Expansion)
Internal Storage	256 GB (Expandable up to 2 TB via TF card)
Display Size	6.56 Inches IPS Ultra-HD
Resolution	720 x 1600
Refresh Rate	90 Hz
Rear Camera	16 MP AI (ISOCELL JN1 sensor)
Front Camera	8 MP AI Beauty 2.0
Battery Capacity	11000 mAh
Charging	18W Fast Charging, 5W Reverse Charging
Durability	IP68/IP69K, MIL-STD-810H, Panda Screen
Connectivity	4G (T-Mobile only), Bluetooth 5.2, NFC, Wi-Fi
Navigation	GPS + GLONASS + Galileo + Beidou
Dimensions	7.09 x 2.76 x 0.51 inches
Weight	13.9 ounces (395 Grams)

The OSCAL Marine 2 comes with a **2-year warranty** and free software updates. For any issues or inquiries, our professional customer service team is available 24/7 to provide high-quality support. Please refer to the contact information provided in your product packaging or visit the official OSCAL website for assistance.



Image: Highlights OSCAL's customer support, including 24/7 online call support and 2-year repair support.