



[Manuals.plus](#) /

> [Heybly](#) /

> Heybly XXL Cat Tree HCT038 Instruction Manual

Heybly HCT038

Heybly XXL Cat Tree HCT038 Instruction Manual

Model: HCT038

[Introduction](#) [Setup & Assembly](#) [Features &](#)
[Operation](#) [Maintenance](#) [Troubleshooting](#) [Specifications](#) [Warranty & Support](#)

1. INTRODUCTION

Thank you for choosing the Heybly XXL Cat Tree HCT038. This multi-level cat activity tree is designed to provide a stable, comfortable, and engaging environment for large cats, including Maine Coons. It features oversized platforms, a spacious cat condo, a cozy hammock, and durable sisal scratching posts to meet all your cat's play, resting, and scratching needs.

Please read this manual carefully before assembly and use to ensure proper setup and safe operation. Keep this manual for future reference.

Designed for Cats' Climbing

Easy and safe access
to every level



Figure 1.1: The Heybly XXL Cat Tree HCT038, designed for cats' climbing with easy and safe access to every level. Multiple cats are shown interacting with the various platforms, hammocks, and scratching posts.

Safety Information

- Ensure all parts are securely fastened during assembly.
- Place the cat tree on a flat, stable surface.
- Utilize the anti-tip device to secure the cat tree to a wall for enhanced stability, especially for active or multiple large cats.
- Regularly check for loose parts and tighten them as needed.
- Keep children away from the cat tree during assembly.
- This product is intended for indoor use only.

2. SETUP & ASSEMBLY INSTRUCTIONS

The Heybly XXL Cat Tree HCT038 is designed for straightforward assembly. A detailed instruction manual and necessary tools are included in the package. Please follow the step-by-step guide provided with your product for

precise assembly.

General Assembly Steps:

1. **Unpack Components:** Carefully remove all parts from the packaging and verify against the included parts list.
2. **Assemble Base:** Begin by attaching the lowest posts to the oversized base plate. The base measures approximately 55 cm x 45 cm (21.7" x 17.7") for enhanced stability.
3. **Build Levels:** Progressively attach platforms, scratching posts, the cat condo, and hammocks according to the provided diagram. Ensure all connections are tight.
4. **Install Anti-Tip Device:** For maximum safety, especially with large or multiple cats, secure the cat tree to a wall using the included anti-tip device. This prevents accidental tipping.
5. **Final Check:** Once assembled, gently shake the cat tree to ensure all components are stable and secure before allowing your cats to use it.



Figure 2.1: Detailed dimensions and component layout of the Heybly XXL Cat Tree HCT038. This diagram illustrates the various platforms, scratching posts, cat condo, and hammock, along with their approximate sizes and overall height of 202 cm (79.5 inches).

Anti-Tip Device

Stability booster for worry-free climbing



Figure 2.2: Illustration of the anti-tip device and its installation. The device helps secure the cat tree to a wall, providing additional stability and preventing accidental tipping, as demonstrated by the before-and-after image of a cat tree without and with the device.

3. FEATURES & OPERATION

The Heybly XXL Cat Tree HCT038 offers a variety of features designed to enrich your cat's environment:

Oversized Base for Stability

The extra-large and thickened base plate (55 x 45 cm) ensures exceptional stability, even when multiple large cats are actively climbing or jumping. This design prioritizes safety and durability.

Upsized Base

Greater stability, maximum safety




Figure 3.1: Close-up view of the upsized base of the cat tree, highlighting its dimensions (21.7" x 17.7") and the increased stability it provides. The image shows the sturdy construction of the base and lower scratching post.

Multi-Level Platforms and Perches

The tree features multiple levels, including two oversized top platforms (55x45cm and 55x25cm) with padded edges, providing comfortable spots for resting, observing, and lounging. The highest perch, at 79.5 inches, offers an elevated vantage point.



**Extra-Large
Fan Perch**
More space to
loungue & stretch


Highest Platform
79.5" perch sees all
room movements



Figure 3.2: Image showcasing the extra-large fan perch and the highest platform. A cat is comfortably resting on the fan perch, illustrating the ample space for lounging and stretching. Dimensions for both perches are indicated.

Spacious Cat Condo and Hammock

A large cat house with two entrances offers a cozy and stimulating hideaway. Above the condo, a generous hammock provides an ideal resting spot, suitable for multi-cat households.



Double Door Cat House

Roomy interior for cats to tumble freely

Extra-Spacious Cat Hammock

Soft plush & square design for comfort

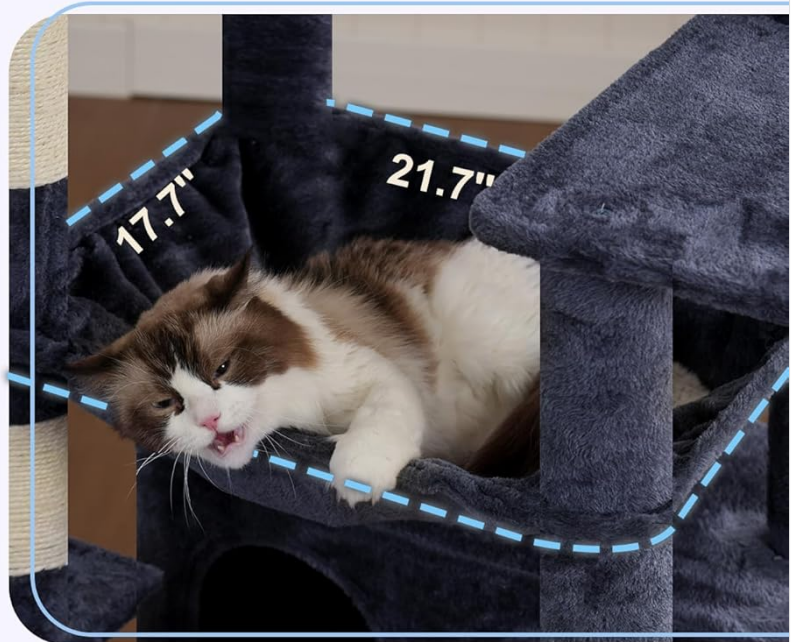


Figure 3.3: Detailed view of the double-door cat house and the extra-spacious cat hammock. Cats are shown inside the condo and resting in the hammock, demonstrating the comfortable and roomy design for free movement and relaxation.

Sisal Scratching Posts and Ramp

Numerous sisal-wrapped posts and a sisal-covered ramp provide ample opportunities for scratching, helping to maintain your cat's claws and protect your furniture. The ramp also aids in easy climbing for all cat ages.

Integrated Play Elements

The cat tree includes hanging toys to encourage playful interaction and keep your cats entertained.

4. MAINTENANCE

Proper maintenance will extend the life of your Heybly XXL Cat Tree HCT038 and ensure a hygienic environment for your pets.

- **Cleaning:** The fabric components of the cat tree are machine washable. Remove any removable covers or cushions and wash them according to the care label. For non-removable fabric, spot clean with a mild detergent and damp

cloth.

- **Vacuuming:** Regularly vacuum the entire cat tree to remove loose fur and dust.
- **Inspection:** Periodically inspect all posts, platforms, and connections for wear and tear. Tighten any loose screws or bolts.
- **Sisal Posts:** While sisal is durable, it will fray over time with use. Monitor the condition of the scratching posts and consider replacing them if they become excessively worn.
- **Stability Check:** Re-check the anti-tip device and overall stability of the tree regularly, especially after moving it.

5. TROUBLESHOOTING

If you encounter any issues with your Heybly XXL Cat Tree HCT038, please refer to the following common solutions:

- **Wobbling/Instability:**
 - Ensure all screws and bolts are tightened securely.
 - Verify the cat tree is placed on a flat, level surface.
 - Confirm the anti-tip device is properly installed and secured to a wall.
- **Missing Parts:**
 - Carefully check all packaging materials. If parts are still missing, contact Heybly customer support.
- **Cats Not Using the Tree:**
 - Place the cat tree in a prominent location where your cat enjoys spending time.
 - Use catnip or treats to encourage exploration.
 - Ensure the tree is stable and safe, as cats may avoid unstable structures.

For further assistance, please contact Heybly customer support.

6. SPECIFICATIONS

Product Dimensions (L x W x H)	55 x 45 x 202 cm (21.7 x 17.7 x 79.5 inches)
Item Weight	19.5 Kilograms (43 lbs)
Brand	Heybly
Model Number	HCT038
Color	Anthracite Grey
Material	Sisal
Mounting Type	Floor Mount
Special Feature	Anti-scratch (Sisal posts)
Number of Levels	7
Target Species	Cat (Recommended for all life stages and large breeds)

Included Components	Toy
Care Instructions	Machine Washable (for fabric components)

7. WARRANTY & SUPPORT

Warranty: The product specifications indicate "Warranty description: not applicable." Please refer to the retailer's return policy for details on returns or replacements.

Customer Support: For any questions regarding assembly, missing parts, or product functionality, please contact Heybly customer support through the retailer's platform or the contact information provided with your purchase. You can also visit the Heybly website for additional resources.