

AMADA HOMEFURNISHING B0FP1HSWBZ

AMADA Fireplace TV Stand User Manual

Model: B0FP1HSWBZ

Brand: AMADA HOMEFURNISHING

1. INTRODUCTION

Thank you for choosing the AMADA Fireplace TV Stand. This manual provides essential information for the safe assembly, operation, and maintenance of your new entertainment center. Please read all instructions carefully before use and retain this manual for future reference.

2. IMPORTANT SAFETY INFORMATION

To ensure safe operation and prevent damage, please observe the following safety guidelines:

- **Weight Capacity:** Do not load the top surface with more than 220 lbs (100 kg).
- **Anti-Tip Design:** Always utilize the provided anti-tip design to secure the TV stand to a wall, preventing tip-overs and potential injury.
- **Hinge Safety:** Exercise caution when operating the soft-close hinges to prevent finger injuries.
- **Electrical Safety:** Ensure the electric fireplace is connected to a properly grounded outlet. Do not overload electrical circuits.
- **Clearance:** Maintain adequate clearance around the fireplace insert to prevent obstruction of air vents.
- **Supervision:** Do not leave children unattended near the fireplace TV stand, especially when the heating function is active.
- **Placement:** Avoid placing the unit in direct sunlight or near heat sources to prevent warping or discoloration.

3. SETUP AND ASSEMBLY

The AMADA Fireplace TV Stand is designed for straightforward assembly. All necessary parts and clear instructions are included. A Phillips head screwdriver is the only tool required, though a power screwdriver can be helpful.

3.1 Assembly Steps

1. Unpack all components and verify against the parts list in the included manual.
2. Follow the step-by-step instructions provided in the assembly guide. All holes are pre-drilled, and pieces fit together using a cam system.
3. Install the electric fireplace insert into the designated central compartment.
4. Attach the barn-style doors using the provided soft-close hinges and metal handles.
5. Secure the unit to the wall using the anti-tip hardware.

Your browser does not support the video tag.

Video: AMADA Fireplace TV Stand Assembly and Review. This video demonstrates the assembly process and highlights key features of the TV stand and fireplace.

3.2 Product Dimensions and Capacity

- **Overall Dimensions (L x W x H):** 58.78 x 14.17 x 28.95 inches
- **TV Size Compatibility:** Accommodates TVs up to 75 inches.
- **Top Shelf Weight Capacity:** Up to 220 lbs.
- **Side Shelf Weight Capacity:** Up to 50 lbs per shelf.

Product Dimensions



Fits TVs up to
65"



Max Load
220 lbs



Image: Detailed product dimensions, illustrating the overall size and internal compartment measurements.

4. OPERATING INSTRUCTIONS (ELECTRIC FIREPLACE)

The integrated electric fireplace offers realistic 3D flames and an efficient heating function, controllable via the unit's panel or the included remote control.

4.1 Basic Operation

- **Power On/Off:** Press the power button on the unit or remote to turn the fireplace on or off.
- **Flame Brightness:** Use the flame button on the remote or unit to cycle through 4 speed settings for flame brightness.
- **Heating Function:** Press the heat button to activate the 5000 BTU heater, capable of warming spaces up to 400 sq ft.
- **Temperature Control:** Adjust the thermostat to maintain a desired room temperature between 64-82°F. The unit operates quietly.
- **Timer:** Set the timer for automatic shut-off (1-8 hours).



4 Faux Flame Brightness Settings


Convenient Remote or Button Control




Image: Illustration of the remote control and the four adjustable flame brightness settings.

Enjoy Cozy Warmth Instantly

 3D
Flame Effect

 50000
Hours Lifespan

 64°F-82°F

 1-8
Hours Timer

 4-Level
Brightness


 CSA/UL Listed



Image: Visual representation of the fireplace's heating capabilities and features like 3D flame effect and temperature control.

5. MAINTENANCE

Regular maintenance ensures the longevity and optimal performance of your TV stand and fireplace.

5.1 Cleaning

- **Surface Cleaning:** The smooth surface of the TV console allows for effortless dust cleaning. Use a soft, damp cloth and mild cleaner. Avoid abrasive materials.
- **Fireplace Insert:** Ensure the fireplace is turned off and unplugged before cleaning. Wipe the glass and exterior with a soft, lint-free cloth. Do not spray cleaners directly onto the unit.

5.2 General Care

- Periodically check all screws and fasteners to ensure they are tight.
- Avoid exposing the unit to excessive moisture or extreme temperature changes.
- The engineered wood construction offers scratch and moisture resistance, but direct contact with sharp objects or liquids should be avoided.

6. TROUBLESHOOTING

If you encounter any issues with your AMADA Fireplace TV Stand, please refer to the following common solutions:

- **Fireplace Not Turning On:** Check if the unit is properly plugged into a working electrical outlet. Ensure the power switch on the unit is in the 'ON' position.
- **No Heat Output:** Verify that the heating function is activated. Check the thermostat setting; it may be set lower than the current room temperature.
- **Remote Control Not Working:** Replace the batteries in the remote control. Ensure there are no obstructions between the remote and the fireplace sensor.
- **Unstable Unit:** Recheck all assembly fasteners. Ensure the unit is placed on a level surface. Confirm the anti-tip hardware is correctly installed and secured.

For persistent issues, please contact customer service.

7. SPECIFICATIONS

Feature	Detail
Brand	AMADA HOMEFURNISHING
Model Number	B0FP1HSWBZ
Color	Dark Walnut
Material	Engineered Wood
Item Dimensions (L x W x H)	58.78 x 14.17 x 28.95 inches
Max TV Size	75 inches
Top Load Capacity	220 lbs
Fireplace BTU Output	5000 BTU
Heating Area	Up to 400 sq ft
Temperature Range	64-82°F
Certifications	ETL/FCC certified with overheat protection
Assembly Required	Yes
UPC	840478842395

8. WARRANTY AND SUPPORT

AMADA HOMEFURNISHING provides a **1-year warranty** for this product. For any questions, concerns, or assistance with your Fireplace TV Stand, please do not hesitate to contact our customer service team. We are committed to providing considerate service and support.

Please refer to your purchase documentation for specific contact details or visit the official AMADA HOMEFURNISHING store on Amazon for more information: [AMADA HOMEFURNISHING Store](#)

