

DAREU EK60 HE & A950 PRO

DAREU EK60 HE Keyboard and A950 PRO Mouse Combo User Manual

Model: EK60 HE Keyboard & A950 PRO Mouse

INTRODUCTION

This manual provides detailed instructions for the setup, operation, and maintenance of your DAREU EK60 HE 60% Rapid Trigger Gaming Keyboard and DAREU A950 PRO Lightweight Wireless Gaming Mouse Combo. Please read this manual thoroughly before use to ensure optimal performance and longevity of your devices.



Image: The DAREU EK60 HE 60% gaming keyboard and DAREU A950 PRO wireless gaming mouse, presented together as a combo.

SETUP GUIDE

Keyboard (DAREU EK60 HE)

1. **Connect the Keyboard:** Connect the provided USB-C cable to the keyboard and then to an available USB port on your computer. The keyboard is plug-and-play.
2. **Install Software/Web Driver:** For advanced customization (Rapid Trigger settings, key remapping, macros, RGB lighting), download the official DAREU software or access the web driver from the DAREU official website. The web driver supports macOS.

Mouse (DAREU A950 PRO)

1. **Charging:** Before first use, fully charge the mouse using the provided Type-C cable. A full charge takes approximately 30-40 minutes. A 15-minute charge can provide up to 90% battery.
2. **Connection Modes:**
 - **2.4G Wireless:** Insert the 4KHz wireless receiver into a USB port on your computer. Turn on the mouse. The mouse will automatically connect.

- **Bluetooth (BT):** Turn on the mouse and activate Bluetooth pairing mode (refer to mouse specific button/switch if available). On your computer, search for Bluetooth devices and select "DAREU A950 PRO" to pair.
- **Type-C Wired:** Connect the mouse directly to your computer using the Type-C cable. This also charges the mouse.

OPERATION AND FEATURES

DAREU EK60 HE Keyboard Features



Image: An overview highlighting key features of the DAREU EK60 HE keyboard, including magnetic switches, custom software, 8000Hz polling rate, DKS support, 0.01mm rapid trigger, 60% compact layout, 16 million RGB colors, hot-swappable design, USB-C wired connection, and programmable macros.

- **Rapid Trigger Technology:** The EK60 HE features DAREU's proprietary D.H.A+ algorithm for rapid trigger functionality. This allows for instant key actuation and reset based on movement rather than a fixed actuation point.
 - **Adjustable Actuation:** Customize the rapid trigger actuation range from 0.2mm to 3.5mm via the software. This

allows for precise control over keystroke sensitivity.

- **Precision:** Equipped with Hall Effect magnetic switches, offering 0.01mm accuracy for consistent and reliable input.

0.01mm RAPID TRIGGER PRECISION

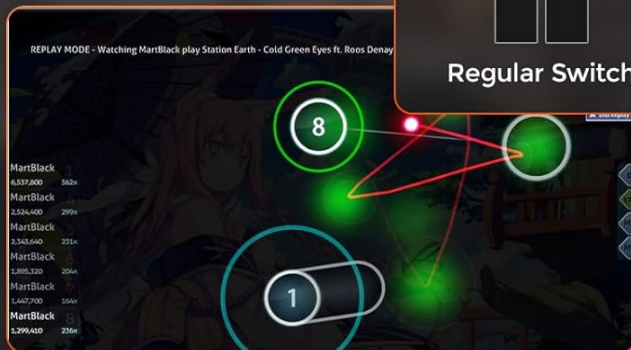
Zero wobble · Zero ghosting · Stops like a hardware hack.



1 Valorant
Dynamic Tapping Precision



2 CSGO
Zero-Error Piecing



3 Osu!
300-Hit Consistency



4 APEX
TS/SG Execution Guaranteed

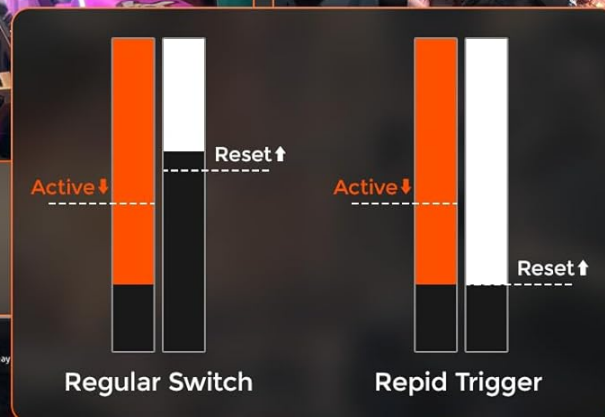


Image: Visual representation comparing a regular switch to a rapid trigger switch, demonstrating the instant reset capability of rapid trigger technology, with examples from games like Valorant, CSGO, Osu!, and Apex Legends.

- **8000Hz Polling Rate:** Experience ultra-low latency with an 8000Hz polling rate, providing a 0.125ms response time.

8000 Hz Polling Rate

Provides a 0.125 ms response time up to 8X faster than competitor keyboards.



Image: A visual emphasizing the 8000Hz polling rate of the keyboard, indicating a 0.125ms response time.

- **Customization Software/Web Driver:** Utilize the DAREU software or web driver to:
 - Configure DKS (Dynamic Key Stroke), MT (Mod-Tap), TGL (Toggle), and SOCD (Simultaneous Opposite Cardinal Directions) settings.
 - Remap keys and program custom macros.
 - Customize RGB lighting with 16.8 million colors and 15 preloaded effects.
- **60% Compact Design:** The compact layout saves desk space while retaining essential keys for gaming.

60% COMPACT DESIGN

Make more space on your desktop.



Image: The DAREU EK60 HE keyboard showcasing its 60% compact design on a desk, illustrating how it saves space.

DAREU A950 PRO Mouse Features

- **PAW3395 Optical Sensor:** Equipped with a high-performance PAW3395 optical sensor for accurate tracking.

55G LIGHTWEIGHT DESIGN

Million users and professional players experience feedback

More flexible movement&better handling

Unrivalled hand feel& comfort




Image: A detailed view of the DAREU A950 PRO mouse highlighting the PAW3395 optical sensor and its

specifications: 26000 DPI, 650 IPS, and 50G acceleration.

- **4000Hz Polling Rate:** The mouse supports a 4000Hz polling rate with its 4KHz receiver, sending signals to the computer every 0.25ms.

PAW3395 OPTICAL SENSOR

The excellent accuracy can capture the minute movement of the mouse
Accurately synchronize to the computer pointer without losing frames



26000_{DPI}

650_{IPS}

50_G

Image: The DAREU A950 PRO mouse connected to its 4KHz wireless receiver, illustrating the 4000Hz report rate.

- **Lightweight Design:** Weighing only 55g, the mouse is designed for agile movement and comfortable handling.

4000Hz REPORT RATE

Equipped with a 4KHz receiver
0.25ms to send a signal to the computer
4 X faster than other gaming mouse



Image: An exploded view of the DAREU A950 PRO mouse, demonstrating its internal components and lightweight

construction, emphasizing its 55g weight.

- **Kailh Black GM8.0 Switches:** Equipped with durable Kailh Black GM8.0 mouse switches for reliable clicks.
- **Multiple Connectivity:** Supports 2.4G wireless, Bluetooth, and Type-C wired connections for versatility.

MAINTENANCE

- **Cleaning:** Use a soft, dry cloth to clean the surfaces of the keyboard and mouse. For stubborn dirt, a slightly damp cloth with mild soap can be used, ensuring no liquid enters the devices.
- **Avoid Liquids:** Keep both devices away from liquids to prevent damage.
- **Storage:** Store the devices in a cool, dry place when not in use for extended periods.
- **Cable Care:** Avoid bending or twisting the cables excessively to prevent internal damage.

TROUBLESHOOTING

Keyboard Issues

- **Keyboard Not Responding:**
 - Ensure the USB-C cable is securely connected to both the keyboard and the computer.
 - Try connecting to a different USB port on your computer.
 - Restart your computer.
- **RGB Lighting Not Working:**
 - Check the software/web driver settings to ensure RGB lighting is enabled and configured correctly.
 - Ensure the keyboard is receiving sufficient power.
- **Rapid Trigger Not Functioning as Expected:**
 - Verify that the DAREU software/web driver is installed and updated to the latest version.
 - Adjust the actuation point settings within the software.

Mouse Issues

- **Mouse Not Responding (Wireless):**
 - Ensure the mouse is charged.
 - Verify the 2.4G receiver is properly inserted into a USB port.
 - If using Bluetooth, ensure the mouse is in pairing mode and correctly paired with your computer.
 - Try connecting the mouse via the Type-C cable to check if it works in wired mode.
- **Inconsistent Tracking:**
 - Clean the optical sensor on the bottom of the mouse.
 - Ensure you are using the mouse on a suitable surface (e.g., a mouse pad).
 - Check for any obstructions around the sensor.
- **Battery Draining Quickly:**
 - Ensure the mouse is fully charged before use.
 - Reduce the polling rate if possible through software, as higher polling rates consume more power.

SPECIFICATIONS

DAREU EK60 HE Keyboard

Feature	Detail
Switch Type	Hall Effect Magnetic Switches
Actuation Range	0.2 - 3.5 mm (Adjustable)
Polling Rate	8000 Hz
Layout	60% Compact
Connectivity	USB-C Wired
RGB Lighting	16.8 Million Colors, 15 Effects
Software Support	DAREU Software / Web Driver (macOS compatible)
Key Features	Rapid Trigger, DKS, MT, TGL, SOCD, Programmable Macros

DAREU FIRE MAGNETIC SWITCH

Customize per-key actuation point (0.2-3.5mm) to match your playstyle.



Initial Pressure
38±5 gf

Bottom Pressure
45±5 gf

Bottoming Flux
475±50 Gs

Actuation Range
0.2-3.5 mm

Clicks Lifespan
100 million Cycles

Initial Flux
80±20 Gs

Forece(gf)

Force-Travel-diagram

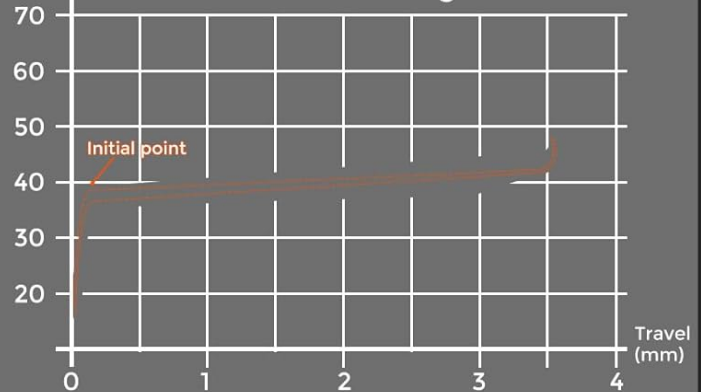


Image: Detailed specifications for the DAREU Fire Magnetic Switch, including initial pressure (38±5 gf), bottom pressure (45±5 gf), bottoming flux (475±50 Gs), actuation range (0.2-3.5 mm), clicks lifespan (100 million cycles), initial flux (80±20 Gs), and a force-travel diagram.

DAREU A950 PRO Mouse

Feature	Detail
Sensor	PAW3395 Optical Sensor
DPI	Up to 26000 DPI
Tracking Speed	650 IPS
Acceleration	50G
Polling Rate	4000 Hz (with 4KHz receiver)

Switches	Kailh Black GM8.0
Weight	55g
Connectivity	2.4G Wireless, Bluetooth, Type-C Wired
Charging Time	Approx. 30-40 minutes for full charge

WARRANTY AND SUPPORT



For warranty information and technical support, please refer to the official DAREU website or contact DAREU customer service directly. Keep your proof of purchase for warranty claims.

Official DAREU Website: www.dareu.com



Related Documents - EK60 HE & A950 PRO

	<p>DAREU A950 PRO Wireless Gaming Mouse User Manual</p> <p>Comprehensive user manual for the DAREU A950 PRO wireless gaming mouse, covering setup, features, parameters, and driver usage. Includes connection guides for wired, 2.4G, and Bluetooth modes.</p>
	<p>Dareu A950 Wireless Gaming Mouse User Manual</p> <p>Comprehensive user manual for the Dareu A950 wireless gaming mouse, covering setup, connection, driver usage, and specifications. Learn how to connect via wired, 2.4G, or Bluetooth, customize settings with the driver, and understand the product's features.</p>
	<p>Dareu A950 Wireless Gaming Mouse User Manual</p> <p>User manual for the Dareu A950 wireless gaming mouse, detailing its features, connection methods (wired, 2.4G, Bluetooth), parameter specifications, driver installation, and macro function configuration.</p>
	<p>DAREU EM911X Gaming Mouse User Manual</p> <p>Comprehensive user manual for the DAREU EM911X gaming mouse, covering setup, features, specifications, and driver usage. Includes product view, parameters, connection instructions, and driver software guidance.</p>

 The image shows the cover of the DAREU EM908X Gaming Mouse User Manual. It features a black background with a white and silver gaming mouse and its cord. The DAREU logo is in the top left, and the words 'User Manual' are in the bottom left.	<p>DAREU EM908X Gaming Mouse User Manual</p> <p>User manual for the DAREU EM908X gaming mouse, detailing its features, specifications, installation, and professional operation with driver software.</p>
 The image shows the cover of the DAREU LM138 Ergonomic Mouse User Manual. It has a dark background with the model number 'LM138' in large orange letters. Below it, there is a small block of text in multiple languages.	<p>DAREU LM138 Ergonomic Mouse User Manual</p> <p>User manual for the DAREU LM138 ergonomic mouse. Provides details on what's in the box, product overview with labeled parts, plug-and-play usage instructions, system compatibility, and comprehensive physical and electrical specifications. Includes manufacturer contact information.</p>