



Manuals.plus /

› INIA /

› INIA Glow 4D Wireless Red Light Therapy Mask SKB-1918P User Manual

## INIA SKB-1918P

# INIA Glow 4D Wireless Red Light Therapy Mask User Manual

Model: SKB-1918P | Brand: INIA

## 1. PRODUCT OVERVIEW

---

The INIA Glow 4D Wireless Red Light Therapy Mask is an advanced at-home skincare device designed to provide comprehensive facial treatment. It features 320 LEDs, Dual Near-Infrared (NIR) technology, and 4 targeted light modes to address various skin concerns. The mask is made from flexible, medical-grade silicone for comfortable conformity to facial contours and offers a cordless, rechargeable design for ease of use.



Image: The INIA Glow 4D Wireless Red Light Therapy Mask, showcasing its ergonomic design and blue color.

## 2. SAFETY INFORMATION

---

- Consult a healthcare professional before use if you have any pre-existing medical conditions, are pregnant, or are taking photosensitizing medications.
- Do not use the device on broken, irritated, or infected skin.
- Avoid direct eye exposure to the LED lights. Use the provided eye protection or ensure eyes are closed during treatment.
- Keep the device out of reach of children.
- Do not immerse the device in water or use it in wet environments.
- Discontinue use if you experience any discomfort, redness, or irritation.

## 3. WHAT'S IN THE BOX

---

Upon opening your INIA Glow 4D package, you should find the following items:

- 1 x INIA Glow 4D LED Therapy Mask

- 2 x Cooling Pads
- 1 x USB Charging Cable
- 1 x Gift Box (packaging)
- 1 x Instruction Manual (this document)

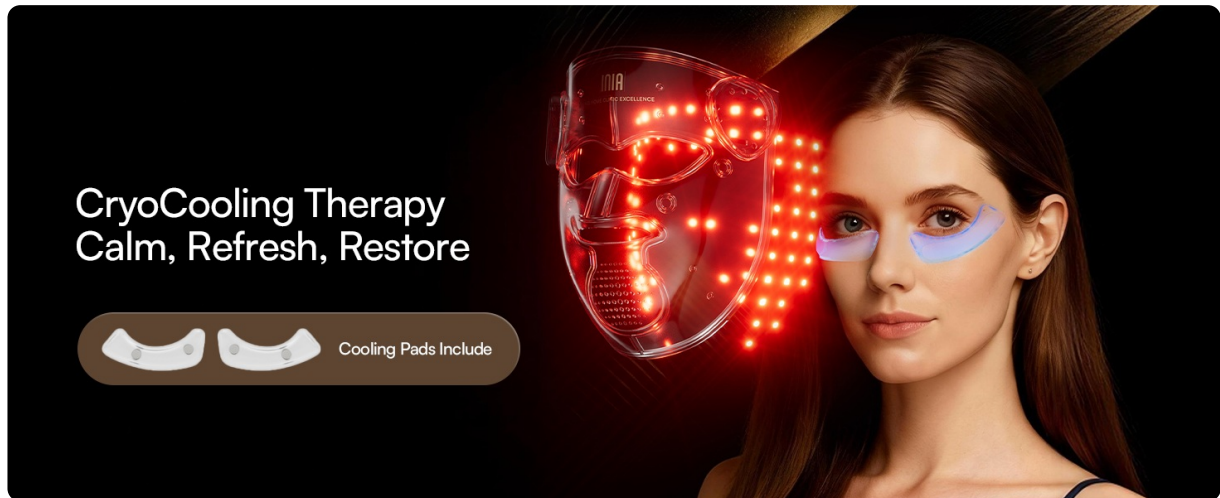


Image: A visual representation of all items included in the INIA Glow 4D product packaging.

## 4. PRODUCT FEATURES

- **Pro-Grade 4D Full Face Coverage:** Features 320 LEDs and flexible medical-grade silicone that comfortably conforms to facial contours, ensuring even light distribution across the forehead, cheeks, chin, and jawline.
- **Dual NIR Technology:** Advanced dual near-infrared channels (850nm and 940nm) penetrate multiple skin levels to improve skin elasticity and reduce the appearance of fine lines and wrinkles.
- **4 Targeted Light Modes:**
  - **Red Light Mode (630nm + Dual NIR):** For smoother-looking, more radiant skin, boosting collagen and reducing wrinkles.
  - **Blue Light Mode (460nm + Dual NIR):** To support clearer-looking skin, targeting blemishes and preventing breakouts.
  - **Amber Light Mode (610nm + Dual NIR):** For balanced skin tone, brightening dullness, and soothing redness, including hyperpigmentation.
  - **Combo Mode (Red + Blue + Dual NIR):** Delivers comprehensive skincare for an overall refreshed and revitalized appearance.
- **Cooling Therapy & Wireless Use:** Includes magnetic cooling gel pads to soothe puffy eyes and help reduce redness. The cordless design allows freedom of movement during your skincare routine.

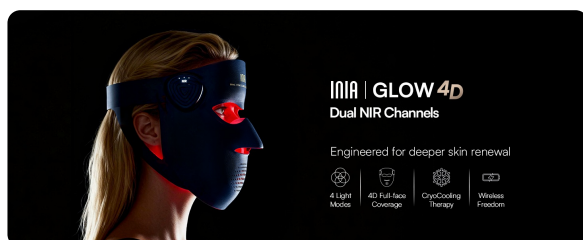


Image: Diagram illustrating how Dual NIR Channels penetrate different layers of the skin (epidermis, dermis, muscles) for deeper treatment.

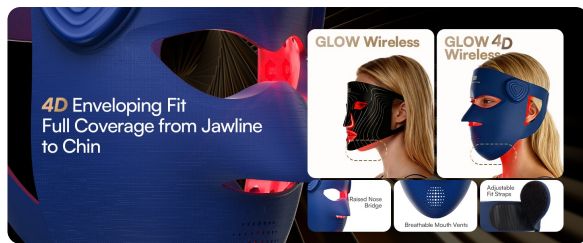


Image: Woman wearing the mask in red light mode, with visual examples of skin improvement (smoother, firmer skin).




Image: The INIA Glow 4D mask highlighting the CryoCooling Therapy feature with magnetic cooling pads.

## 5. SETUP

---

### 5.1 Initial Charging

Before first use, fully charge your INIA Glow 4D mask. Connect the provided USB-C charging cable to the charging port on the mask and to a suitable USB power adapter (not included). The indicator lights will show charging status and turn solid when fully charged. A full charge provides up to 120 minutes of battery life.

### 5.2 Preparing for Use

- Cleanse your face thoroughly and ensure it is dry before applying the mask.
- If using the cooling pads, place them in the refrigerator (not freezer) for a few minutes until chilled. Attach them magnetically to the designated areas under the eyes inside the mask.
- Adjust the head straps for a comfortable and secure fit, ensuring the mask sits evenly on your face.

## 6. OPERATING INSTRUCTIONS

---

### 6.1 Powering On and Selecting Modes

- Press and hold the power button located on the side of the mask to turn it on. The mask will typically start in the default Red Light Mode.
- Press the power button repeatedly to cycle through the 4 available light modes: Red, Blue, Amber, and Combo.
- To turn off the Near-Infrared (NIR) light while in any mode, double-tap the power button. Double-tap again to reactivate it.

### 6.2 Treatment Duration

Each mode has a recommended treatment time, typically ranging from 5 to 20 minutes. Refer to the specific mode descriptions for optimal duration. For best results, consistent use (e.g., daily or 3 times a week) is recommended.

## 6.3 Powering Off

Press and hold the power button until the lights turn off to power down the device.

### Watch: INIA GLOW 4D LED Mask Features

Your browser does not support the video tag.

Video: A seller-provided overview of the INIA Glow 4D LED Mask, demonstrating its features and different light modes.

## 7. MAINTENANCE

---

### 7.1 Cleaning

- After each use, gently wipe the mask with a soft, damp cloth.
- Do not use abrasive cleaners, alcohol, or harsh chemicals, as these can damage the silicone and LED components.
- Ensure the device is completely dry before storing.

### 7.2 Storage

Store the INIA Glow 4D mask in its original packaging or a clean, dry place away from direct sunlight and extreme temperatures. Keep it away from sharp objects to prevent damage to the silicone.

## 8. TROUBLESHOOTING

---

- **Device not turning on:** Ensure the mask is fully charged. If the issue persists, try using a different USB-C cable and power adapter.
- **Lights not working in a specific area:** Check for any visible damage to the silicone or LED components. Contact customer support if the issue continues.
- **Skin irritation:** Discontinue use immediately. Ensure your skin is clean and dry before use. Reduce treatment duration or frequency. If irritation persists, consult a dermatologist.
- **Cooling pads not chilling:** Ensure they are placed in the refrigerator (not freezer) for adequate time.

## 9. SPECIFICATIONS

---

Feature	Detail
Product Dimensions	8.94 x 7.56 x 4.49 inches; 1.9 Pounds
Item Model Number	SKB-1918P
Batteries	1 Lithium Ion batteries required (included)
Manufacturer	INIA
LED Count	320 LEDs
Light Modes	Red, Blue, Amber, Combo (Red + Blue)
NIR Wavelengths	850nm, 940nm
Red Light Wavelength	630nm
Blue Light Wavelength	460nm
Amber Light Wavelength	610nm

## 10. WARRANTY AND SUPPORT

---

For warranty information, product support, or any inquiries, please refer to the official INIA website or contact their customer service directly. Keep your purchase receipt as proof of purchase for warranty claims.